


JOINT-STOCK COMPANY BELGRADE NIKOLA TESLA AIRPORT



**THE QUARTERLY REPORT FOR THE PERIOD I-IX 2015,  
WHICH CONTAINS DATA FOR THE THIRD QUARTER OF  
2015**

In accordance with Article 53 of the Capital Market Act (Official Gazette of RS No. 31/2011) and in accordance with the Regulations on the content, form and manner of publication of annual, semi-annual and quarterly reports of public companies (Official Gazette of RS No. 14/2012 and 5/2015) published by the Commission for Securities.

**2015**

**YEAR**



## **Contents of the report:**

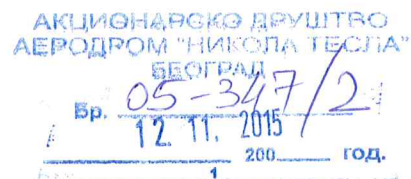
### **1. Financial statements on 30 September 2015**

- Income Sheet for the period from 01.01.2015 to 30.09.2015, containing data for the III quarter 2015;
- Report on other result fro the period from 01.01.2015 to 30.09.2015, containing data for the III quarter 2015;
- Balance Sheet on 30 September 2015;
- Cash Flow Statement from 01.01.2015 to 30.09.2015;
- Statement on changes in capital for the period 01.01.2015 to 30.09.2015;
- Notes to the financial statements on 30.09.2015.

### **2. Report on company operations for the third quarter and for the period I-IX 2015**

- General data on the Company,
- Data on management,
- Air traffic turnover,
- Revenues and expenditures,
- Description of all significant occurances in the period I-IX 2015,
- Description of significant risks and uncertainties for the remaining three months of the business year,
- Major activities of the company with related parties in the period I-IX 2015.

### **3. Statement**



### FINANCIAL STATEMENTS 30 September 2015

1. INCOME SHEET for the period from 01.01. to 30.09.2015, which include data for the third quarter of 2015;
2. REPORT ON OTHER RESULTS for the period from 01.01. to 30.09.2015, which include data for the third quarter of 2015;
3. BALANCE SHEET on 30 September, 2015;
4. STATEMENT ON CHANGES IN CAPITAL from 01.01. to 30.09.2015;
5. CASH FLOW STATEMENT for the period from 01.01. to 30.09.2015;
6. NOTES TO THE FINANCIAL STATEMENTS 30 September, 2015.

03 November 2015

**INCOME SHEET**  
In the period from 1 January to 30 September, 2015

**INCOME SHEET**

for the period from 01.01.2015 to 30.09.2015

- in thousands RSD -

Group of accounts-account	POSITION	ADP	Note No.	Amount			
				Current year		Previous year	
				Quarter (01.07-30.09.2015)	Cumulative (01.01-30.09.2015)	Quarter (01.07-30.09.2014)	Cumulative (01.01-30.09.2014)
1	2	3	4	5	6	7	8
	<b>REVENUES OF REGULAR BUSINESS</b>						
60 to 65, excep. 62 and 63	A. OPERATING REVENUES (1002 + 1009 + 1016 + 1017)	1001		2,507,551	6,226,919	2,528,111	6,212,814
60	I REVENUES FROM SALE OF GOODS (1003 + 1004 + 1005 + 1006 + 1007+ 1008)	1002		38,826	73,362	163,514	557,486
600	1. Revenues from sale of goods to parent companies and subsidiaries in domestic market	1003					
601	2. Revenues from sale of goods to parent companies and subsidiaries in foreign markets	1004					
602	3. Revenues from sale of goods to other related parties in domestic market	1005					
603	4. Revenue from sale of goods to other related parties in foreign markets	1006					
604	5. Revenues from sale of goods in domestic market	1007		545	1,313	1,270	2,900
605	6. Revenue from sale of goods in foreign market	1008	5	38,281	72,049	162,244	554,586
61	II REVENUES FROM SALE OF PRODUCTS AND SERVICES (1010 + 1011 + 1012 + 1013 + 1014 + 1015)	1009	7,8.9	2,203,688	5,515,974	2,142,187	5,116,210
610	1. Revenues from sale of products and services to parent com. and subsidiaries in domestic market	1010					
611	2. Revenues from sale of products and services to parent companies and subsidiaries in foreign market	1011					
612	3. Revenues from sale of products and services to other related parties in domestic market	1012					
613	4. Revenues from sale of products and services to other related parties in foreign market	1013					
614	5. Revenues from sale of products and services in domestic market	1014	6	967,293	2,326,034	801,406	1,933,554
615	6. Revenues from sale of products and services in foreign market	1015	7	1,236,395	3,189,940	1,340,781	3,182,656
64	III REVENUES FROM PREMIUMS, SUBSIDIES, GRANTS, DONATIONS ETC.	1016				0	0
65	IV OTHER OPERATING REVENUES	1017	10	265,037	637,583	222,410	539,118

**INCOME SHEET (continued)**  
In the period from 1 January to 30 September, 2015

-in thousands RSD-

Group of accounts-account	POSITION	ADP	Note No.	Amount			
				Current year		Previous year	
				Quarter (01.07-30.09.2015)	Cumulative (01.01-30.09.2015)	Quarter (01.07-30.09.2014)	Cumulative (01.01-30.09.2014)
1	2	3	4	5	6	7	8
	<b>EXPENDITURES OF REGULAR BUSINESS</b>						
50 to 55, 62 and 63	<b>B. OPERATING EXPENSITURES</b> (1019 – 1020 – 1021 + 1022 + 1023 + 1024 + 1025 + 1026 + 1027 + 1028+ 1029) ≥ 0	1018		1,122,110	3,158,603	1,127,181	3,528,947
50	I. PURCHASE VALUE OF SOLD GOODS	1019	11	35,625	67,928	153,059	531,320
62	II. REVENUES FROM ACTIVATION OF USE OF OWN PRODUCTS AND GOODS	1020				0	0
630	III. INCREASE OF STOCK VALUE OF UNFINISHED AND FINISHED PRODUCTS AND UNFINISHED SERVICES	1021					
631	IV. DECREASE OF STOCK VALUE OF UNFINISHED AND FINISHED PRODUCTS AND UNFINISHED SERVICES	1022					
51 excp. 513	V. COSTS OF MATERIAL	1023	12	27,475	89,666	51,994	151,331
513	VI. COSTS OF FUEL AND ENERGY	1024	13	64,987	201,965	60,047	210,252
52	VII. COSTS OF SALARIES, SALARY COMPENSATIONS AND OTHER PERSONAL EXPENSES	1025	14	627,939	1,740,674	353,744	1,099,301
53	VIII. COSTS OF PRODUCTION SERVICES	1026	15	106,007	272,689	207,786	642,288
540	IX. AMORTIZATION COSTS	1027		197,395	572,205	193,408	556,632
541 to 549	X. COSTS OF LONG-TERM RESERVING	1028	16	0	8,000	4,000	6,000
55	XI. INTANGIVBLE COSTS	1029	17	62,682	205,476	103,143	331,823
	<b>V. OPERATING PROFIT (1001 – 1018) ≥ 0</b>	1030		1,385,441	3,068,316	1,400,930	2,683,867
	<b>G. OPERATING LOSS (1018 – 1001) ≥ 0</b>	1031					
66	<b>D. FINANCIAL REVENUES (1033 + 1038 + 1039)</b>	1032		43,760	224,053	95,808	188,223
66, excp. 662, 663 and 664	<b>I. FINANCIAL REVENUES FROM RELATED PARTIES AND OTHER FINANCIAL REVENUES (1034 + 1035 + 1036 + 1037)</b>	1033					
660	1. Financial revenues from parent companies and subsidiaries	1034					
661	2. Financial revenues from other related parties	1035					
665	3. Revenue from participation in profit of associated legal entities and joint ventures	1036					
669	4. Other financial revenues	1037					

**INCOME SHEET (continued)**  
In the period from 1 January to 30 September, 2015

-in thousands RSD-

Group of accounts-account	POSITION	ADP	Note No.	Amount			
				Current year		Previous year	
				Quarter (01.07-30.09.2015)	Cumulative (01.01-30.09.2015)	Quarter (01.07-30.09.2014)	Cumulative (01.01-30.09.2014)
1	2	3	4	5	6	7	8
662	II. INCOME REVENUE (FROM THIRD PARTIES)	1038	18	32,136	134,384	13,238	73,074
663 and 664	III. FOREIGN EXCHANGE GAINS AND POS. EFFECTS OF CURRENCY CLAUSE (TOWARD THIRD PARTIES)	1039	19	11,624	89,669	82,570	115,149
56	DJ. FINANCIAL EXPENDITURES (1041 + 1046 + 1047)	1040		49,211	128,032	45,262	99,797
56, excep. 562, 563 and 564	I. FINANCIAL EXPENDITURES FROM RELATED PARTIES RELATION AND OTHER FIN. EXPENDITURES (1042 + 1043 + 1044 + 1045)	1041				0	0
560	1. Financial expenditures from relation with parent companies and subsidiaries	1042					
561	2. Financial expenditures from relation with other related parties	1043					
565	3. Expenditures from participation in the loss of associated legal entities and joint ventures	1044					
566 and 569	4. Other financial expenditures	1045					
562	II. INCOME EXPENDITURES (TOWARD THIRD PARTIES)	1046	20	10,744	35,060	11,665	40,116
563 and 564	III. FOREIGN EXCHANGE LOSSES AND NEG. EFFECTS OF CURRENCY CLAUSE (TOWARD THIRD PARTIES)	1047	21	38,467	92,972	33,597	59,681
	E. PROFIT FROM FINANCING (1032 – 1040)	1048		-5,451	96,021	50,546	88,426
	Ž. LOSS FROM FINANCING (1040 – 1032)	1049					
683 and 685	Z. REVENUES FROM VALUATION ADJUSTMENTS OF OTHER ASSETS CARRIED AT FAIR VALUE THROUGH PROFIT AND LOSS	1050	22	120	9,557	67	1,009
583 and 585	I. EXPENDITURES FROM VALUATION ADJUSTMENTS OF OTHER ASSETS CARRIED AT FAIR VALUE THROUGH PROFIT AND LOSS	1051	23	869,219	2,074,444	579,123	1,369,198
67 and 68, excep. 683 and 685	J. OTHER REVENUES	1052	24	1,534	1,918,390	2,919	46,393
57 and 58, excep. 583 and 585	K. OTHER EXPENDITURES	1053	25	13,455	23,356	8,617	45,867
	L. OPERATING PROFIT BEFORE TAX (1030 – 1031 + 1048 – 1049 + 1050 – 1051 + 1052 – 1053)	1054	26	498,970	2,994,484	866,722	1,404,630
	LJ. OPERATING LOSS BEFORE TAX (1031 – 1030 + 1049 – 1048 + 1051 – 1050 + 1053 – 1052)	1055					
69-59	M. NET INCOME FROM DISCONTINUED OPERATIONS, THE EFFECTS OF CHANGES IN ACCOUNTING POLICIES AND CORRECTIONS FROM PREVIOUS PERIOD	1056					
59-69	N. NET LOSS FROM DISCONTINUED OPERATIONS, EXPENSES CHANGE IN ACCOUNTING POLICIES AND CORRECTIONS FROM PREVIOUS PERIOD	1057					

**INCOME SHEET (continued)**  
**In the period from 1 January to 30 September, 2015**

-in thousands RSD-

Group of accounts-account	POSITION	ADP	Note No.	Amount			
				Current year		Previous year	
				Quarter (01.07-30.09.2015)	Cumulative (01.01-30.09.2015)	Quarter (01.07-30.09.2014)	Cumulative (01.01-30.09.2014)
1	2	3	4	5	6	7	8
	NJ. PROFIT BEFORE TAX (1054 – 1055 + 1056 – 1057)	1058	26	498,970	2,994,484	866,722	1,404,630
	O. LOSS BEFORE TAX (1055 – 1054 + 1057 – 1056)	1059					
	P. INCOME TAX						
721	I. INCOME TAX EXPENDITURE	1060	26	70,312	379,038	89,375	150,880
part of 722	II. DEFERRED TAX EXPENDITURE	1061		37,873	37,857		
part of 722	III. DEFERRED INCOME TAX	1062	26	0	0	1,178	6,648
723	R. EARNINGS PAID BY EMPLOYER	1063		500,000	500,000	0	0
	S. NET PROFIT (1058 – 1059 – 1060 – 1061 + 1062)	1064	27		2,077,589	778,525	1,260,398
	T. NET LOSS (1059 – 1058 + 1060 + 1061 – 1062)	1065		109,215			
	I NET INCOME OF MINORITY SHAREHOLDERS	1066					
	II NET PROFIT OF THE MAJORITY OWNER	1067					
	III PROFIT PER SHARE		27				
	1. Basic earning per share	1068					
	2. Reduced (diluted) earning per share	1069					

**STATEMENT ON OTHER COMPREHENSIVE RESULT**  
**In the period from 1 January to 30 September, 2015**

**STATEMENT ON OTHER RESULTS**

for the period from 01.01 2015 to 30.09 2015

- in thousands RSD -

Group of accounts-account	POSITION	ADP	Note No.	Amount			
				Current year		Previous year	
				Quarter (01.07-30.09.2015)	Cumulative (01.01-30.09.2015)	Quarter (01.07-30.09.2014)	Cumulative (01.01-30.09.2014)
1	2	3	4	5	6	7	8
	<b>A. NET RESULTS FROM OPERATIONS</b>						
	I. NET PROFIT (ADP 1064)	2001	27		2,077,589	778,525	1,260,398
	II. NET LOSS (ADP 1065)	2002		109,215			
	<b>B. OTHER COMPREHENSIVE PROFITS AND LOSS</b>						
	a) Items that will not be reclassified in income sheet in future periods						
	1. Changes in the revaluation of intangible assets, property, plant and equipment						
330	a) increase in revaluation reserves	2003					0
	b) decrease in revaluation reserves	2004		47	179	0	
	2. Actuarial gains and losses on defined benefit plans						
331	a) gains	2005					0
	b) losses	2006					
	3. Gains or losses on investments in equity capital instruments						
332	a) gains	2007					
	b) losses	2008					
	4. Gains or losses on shares in other comprehensive profit or loss of associated companies						
333	a) gains	2009					
	b) losses	2010					
	b) Items that can subsequently be reclassified in income sheet in future periods						
	1. Gains or losses based on recalculation of financial statements of foreign operations						
334	a) gains	2011					
	b) losses	2012					
	2. Gains or losses on hedging instruments of net investment in a foreign operation						
335	a) gains	2013					
	b) losses	2014					
	3. Gains or losses on risk hedging instruments of cash flow						
336	a) gains	2015					
	b) losses	2016					
	4. Gains or losses on securities available for sale						
337	a) gains	2017					
	b) losses	2018					
	<b>I. OTHER GROSS COMPREHENSIVE PROFIT</b>						
	(2003 + 2005 + 2007 + 2009 + 2011 + 2013 + 2015 + 2017) - (2004 + 2006 + 2008 + 2010 + 2012 + 2014 + 2016 + 2018) ≥ 0	2019		0	0	0	0



**STATEMENT ON OTHER COMPREHENSIVE RESULT (cont'd)**  
**In the period from 1 January to 30 September, 2015**

**STATEMENT ON OTHER RESULTS**

for the period from 01.01.2015 to 30.09.2015

- in thousands RSD -

Group of accounts-account	POSITION	ADP	Note No.	Amount			
				Current year		Previous year	
				Quarter (01.07-30.09.2015)	Cumulative (01.01-30.09.2015)	Quarter (01.07-30.09.2014)	Cumulative (01.01-30.09.2014)
1	2	3	4	5	6	7	8
	II. OTHER GROSS COMPREHENSIVE LOSS (2004 + 2006 + 2008 + 2010 + 2012 + 2014 + 2016 + 2018) - (2003 + 2005 + 2007 + 2009 + 2011 + 2013 + 2015 + 2017) ≥ 0	2020		47	179	0	0
	III. TAX ON OTHER COMPREHENSIVE PROFIT OR LOSS FOR THE PERIOD	2021					
	IV. NET OTHER COMPREHENSIVE PROFIT (2019 - 2020 - 2021) ≥ 0	2022		0	0		0
	V. NET OTHER COMPREHENSIVE LOSS (2020 - 2019 + 2021) ≥ 0	2023		47	179	0	0
	<b>B. TOTAL NET COMPREHENSIVE RESULT OF THE PERIOD</b>						
	I. TOTAL NET COMPREHENSIVE PROFIT (2001 - 2002 + 2022 - 2023) ≥ 0	2024			2,077,410	778,525	1,260,398
	II. TOTAL NET COMPREHENSIVE LOSS (2002 - 2001 + 2023 - 2022) ≥ 0	2025		109,262	0	0	0
	G. TOTAL NET COMPREHENSIVE PROFIT OR LOSS (2027 + 2028) = ADP 2024 ≥ 0 or ADP 2025 > 0	2026		0	2,077,410	778,525	1,260,398
	1. Attributable to majority owners of capital	2027					
	2. Attributable to owners who do not have control	2028					

**BALANCE SHEET**  
On 30 September, 2015

BALANCE SHEET

on 30.09. 2015

- in thousands RSD -

Group of accounts-account	POSITION	ADP	Note No.	Amount		
				Current year 30.09.2015	Previous year	
					Final balance 31.12.2014	Initial balance 01.01.2013
1	2	3	4	5	6	7
	<b>ASSETS</b>					
0	A. NON-PAID UP SUBSCRIBED CAPITAL	1				
	B. FIXED ASSETS (0003 + 0010 + 0019 + 0024 + 0034)	2		21,566,372	21,714,561	0
1	I. INTANGIBLE ASSETS (0004 + 0005 + 0006 + 0007 + 0008 + 0009)	3	28	68,490	25,923	0
010 & part 019	1. Investments in development	4				
011, 012 & part 019	2. Concessions, patents, licences, trade marks, software and other rights	5	28	68,490	25,923	
013 & part 019	3. Goodwill	6				
014 & part 019	4. Other intangible assets	7				
015 & part 019	5. Intangible assets in progress	8				
016 & part 019	6. Advances for intangible assets	9				
2	II. REAL ESTATE, PLANTS AND EQUIPMENT (0011 + 0012 + 0013 + 0014 + 0015 + 0016 + 0017 + 0018)	10	28	21,400,943	21,585,698	0
020, 021 & part 029	1. Land	11	28	9,120,668	9,120,668	
022 & part 029	2. Buildings	12	28	9,839,650	10,102,565	
023 & part 029	3. Plants and equipment	13	28	2,318,210	2,316,158	
024 & part 029	4. Investment property	14	28	21,467	21,467	
025 & part 029	5. Other property, plants and equipment	15	28	3,619	3,619	
026 & part 029	6. Property, plants and equipment in progress	16	28	75,384	5,768	
027 & part 029	7. Investments in some. else's property, plant and equipment	17				
028 & part 029	8. Advances for property, plants and equipment	18	28	21,945	15,453	
3	III. BIOLOGICAL AGENCIES (0020 + 0021 + 0022 + 0023)	19		160	165	0
030, 031 & part 039	1. Forests and perennial plants	20				
032 & part 039	2. Livestock unit	21	28	160	165	
037 & part 039	3. Biological agencies in progress	22				
038 & part 039	4. Advances for biological agencies	23				
04. except 047	IV. LONG-TERM FINANCIAL INVESTMENTS (0025 + 0026 + 0027 + 0028 + 0029 + 0030 + 0031 + 0032 + 0033)	24		96,779	102,775	0
040 & part 049	1. Shares in subsidiaries	25				
041 & part 049	2. Shares in associated companies and joint ventures	26				
042 & part 049	3. Shares in other legal entities and other securities available for sale	27	29	1	1	
part 043, part 044 & part 049	4. Long-term investments to parent companies and subsidiaries	28				
part 043, part 044 & part 049	5. Long-term investments to other related parties	29				
part 045 & part 049	6. Long-term investments in the country	30				
part 045 & part 049	7. Long-term investments abroad	31				
046 & part 049	8. Securities hold to maturity	32				
048 & part 049	9. Other long-term financial investments	33	30	96,778	102,774	

**BALANCE SHEET (cont'd.)**  
**On 30 September, 2015**

**BALANCE SHEET**

on 30.09. 2015

- in thousands RSD -

Group of accounts - account	POSITION	ADP	Note No.	Amount		
				Current year 30.09.2015	Previous year	
					Final balance 31.12.2014	Initial balance 01.01.2013
1	2	3	4	5	6	7
	<b>ASSETS</b>					
5	V. LONG-TERM RECEIVABLES (0035 + 0036 + 0037 + 0038 + 0039 + 0040 + 0041)	34		0	0	0
050 & part 059	1. Receivables from parent company and subsidiaries	35				
051 & part 059	2. Receivables from other related parties	36				
052 & part 059	3. Receivables from sale on trade credit	37				
053 & part 059	4. Receivables from sale per contracts on financial leasing	38				
054 & part 059	5. Receivables based on guarantees	39				
055 & part 059	6. Disputed and doubtful receivables	40				
056 & part 059	7. Other long-term receivables	41				
288	V. DEFERRED TAX ASSETS	42				
	<b>G. TURNOVER PROPERTY</b> (0044 + 0051 + 0059 + 0060 + 0061 + 0062 + 0068 + 0069 + 0070)	43		5,930,481	6,201,901	0
Class 1	I STOCKS (0045 + 0046 + 0047 + 0048 + 0049 + 0050)	44		165,632	131,446	0
10	1. Material, spare parts, tools and small inventory	45	31	132,786	109,808	
11	2. Unfinished production and unfinished services	46				
12	3. Ready products	47				
13	4. Goods	48	32	8,411	20,612	
14	5. Non-current assets intended for sale	49				
15	6. Advances paid for stock and services	50	33	24,435	1,026	
20	II RECEIVABLES FROM SALE (0052 + 0053 + 0054 + 0055 + 0056 + 0057 + 0058)	51		992,016	1,144,824	0
200 & part 209	1. Buyers in the country – parent companies and subsidiaries	52				
201 & part 209	2. Buyers abroad – parent companies and subsidiaries	53				
202 & part 209	3. Buyers in the country – other related parties	54				
203 & part 209	4. Buyers abroad – other related parties	55				
204 & part 209	5. Buyers in the country	56	34	274,576	676,715	
205 & part 209	6. Buyers abroad	57	35	717,440	468,109	
206 & part 209	7. Other receivables from sale	58				
21	III RECEIVABLES FROM SPECIFIC OPERATIONS	59				
22	IV OTHER RECEIVABLES	60	36	101,640	45,124	
236	V FINANCIAL ASSETS AT FAIR VALUE THROUGH INCOME SHEET	61				
23 except 236 and 237	VI SHORT-TERM INVESTMENTS (0063 + 0064 + 0065 + 0066 + 0067)	62		4,082,082	2,031,124	0
230 & part 239	1. Short-term loans and invest. – parent com. and subsidiaries	63				
231 & part 239	2. Short-term loans and investments – other related parties	64				
232 & part 239	3. Short-term credits and loans in the country	65	37	51,290	34,818	
233 & part 239	4. Short-term credits and loans abroad	66				
234, 235, 238 & part 239	5. Other short-term financial investments	67	38	4,030,792	1,996,306	
24	VII CASH AND CASH EQUIVALENTS	68	41	567,385	2,803,851	
27	VIII VALUE ADDED TAX	69				
28 except 288	IX PREPAYMENTS AND ACCRUED INCOME	70	42	21,726	45,532	
	<b>D. TOTAL ASSETS = BUSINESS ASSETS (0001 + 0002 + 0042 + 0043)</b>	<b>71</b>		<b>27,496,853</b>	<b>27,916,462</b>	<b>0</b>
88	Ђ. OFF-BALANCE SHEET ASSETS	72	62	339,834	511,663	

**BALANCE SHEET (cont'd.)**  
**On 30 September, 2015**

Group of accounts - account	POSITION	ADP	Note No.	Amount		
				Previous year		
				Current year 30.09.2015	Final balance 31.12.2014	Initial balance 01.01.2013
1	2	3	4	5	6	7
	<b>LIABILITIES</b>					
	A. CAPITAL (0402 + 0411 – 0412 + 0413 + 0414 + 0415 – 0416 + 0417 + 0420 – 0421) ≥ 0 = (0071 – 0424 – 0441 – 0442)	401		24,832,582	24,957,293	0
30	I CORE CAPITAL (0403 + 0404 + 0405 + 0406 + 0407 + 0408 + 0409 + 0410)	402		20,573,610	20,573,610	
300	1. Share capital	403	43	20,573,610	20,573,610	
301	2. Shares of limited liability companies	404				
302	3. Stakes	405				
303	4. State capital	406				
304	5. Social capital	407				
305	6. Cooperative shares	408				
306	7. Share issue premium	409				
309	8. Other core capital	410				
31	II NON-PAID SUBSCRIBED CAPITAL	411				
047 and 237	III REPURCHASED OWN SHARES	412				
32	IV RESERVES	413	44	2,842,810	1,534,430	
330	V. REVALUATION RESERVES BASED ON THE REVALUATION OF INTANGIBLES, PROPERTY, PLANTS AND EQUIPMENT	414	45	148,390	148,569	
33 except 330	VI. NON-REALISED INCOMES FROM SECURITIES AND OTHER COMPONENTS OF OTHER COMPREHENSIVE RESULTS (credit balance of group account 33 except 330)	415	46	5,177	5,177	
33 except 330	VII. NON-REALISED LOSSES FROM SECURITIES AND OTHER COMPONENTS OF OTHER COMPREHENSIVE RESULTS (debit balance of group account 33 except 330)	416				
34	VIII NON-DISTRIBUTED PROFIT (0418 + 0419)	417	47	1,262,595	2,695,507	0
340	1. Non-distributed profit of previous years	418	47		0	
341	2. Non-distributed profit of the current year	419	47	1,262,595	2,695,507	
	IX. SHARE WITHOUT RIGHT OF CONTROL	420				
35	X.LOSS (0422 + 0423)	421		0	0	0
350	1. Loss of previous years	422				
351	2. Loss of the current year	423				
	B. LONG-TERM RESERVES AND LIABILITIES (0425 + 0432)	424		1,056,161	1,074,592	0
40	I LONG-TERM RESERVES (0426 + 0427 + 0428 + 0429 + 0430 + 0431)	425	48	175,786	185,327	0
400	1. Reserves for costs within guarantee period	426				
401	2. Reserves for restoration of natural resources	427				
403	3. Reserves for restructuring costs	428				
404	4. Reserves for retirement and other employee benefits	429	49	105,122	111,237	
405	5. Reserves for litigations	430	49	70,664	74,090	
402 и 409	6. Other long-term reserves	431				
41	II LONG-TERM LIABILITIES (0433 + 0434 + 0435 + 0436 + 0437 + 0438 + 0439 + 0440)	432		880,375	889,265	0
410	1. Liabilities that may be converted into capital	433				
411	2. Liabilities toward parent companies and subsidiaries	434				
412	3. Liabilities toward other related parties	435				

**BALANCE SHEET (cont'd.)**  
**On 30 September, 2015**

Group of accounts - account	POSITION	ADP	Note No.	Amount		
				Previous year		
				Current year 30.09.2015	Final balance 31.12.2014	Initial balance 01.01.2013
1	2	3	4	5	6	7
	<b>LIABILITIES</b>					
413	4. Liabilities from securities for a period longer than one year	436				
414	5. Long-term credits and loans in the country	437				
415	6. Long-term credits and loans abroad	438	50	880,375	889,265	
416	7. Liabilities base on financial leasing	439				
419	8. Other long-term liabilities	440				
498	V. DEFERRED TAX LIABILITIES	441	26	248,467	210,610	
42 to 49 (excep. 498)	G. SHORT-TERM LIABILITIES (0443 + 0450 + 0451 + 0459 + 0460 + 0461 + 0462)	442		1,359,643	1,673,967	0
42	I SHORT-TERM FINANCIAL OBLIGATIONS (0444 + 0445 + 0446 + 0447 + 0448 + 0449)	443		37,897	100,824	0
420	1. Short-term loans from parent companies and subsidiaries	444				
421	2. Short-term loans from other related parties	445				
422	3. Short-term credits and loans in the country	446				
423	4. Short-term credits and loans abroad	447				
427	5. Liabilities on fixed assets and assets from discontinued operations intended for sale	448				
424, 425, 426 and 429	6. Other short-term financial obligations	449	52	37,897	100,824	
430	II RECEIVED PRIPAYMENT, DEPOSITS AND BAILS	450	53	67,184	47,432	
43 except. 430	III BUSINESS LIABILITIES (0452 + 0453 + 0454 + 0455 + 0456 + 0457 + 0458)	451		122,287	172,638	0
431	1. Suppliers – parent com. and subsidiaries in the country	452				
432	2. Suppliers – parent com. and subsidiaries abroad	453				
433	3. Suppliers – other related parties in the country	454				
434	4. Suppliers – other related parties abroad	455				
435	5. Suppliers in the country	456	54	87,502	132,746	
436	6. Suppliers abroad	457	55	10,786	32,649	
439	7. Other business liabilities	458	56	23,999	7,243	
44, 45 и 46	IV OTHER SHORT-TERM LIABILITIES	459	57	930,952	733,787	
47	V LIABILITIES FROM VALUE ADDED TAX	460	58	74,269	66,619	
48	VI LIABILITIES FOR OTHER TAXES, CONTRIBUTIONS AND FEES	461	59	7,282	463,726	
49 except. 498	VII ACCRUALS AND DEFERRED INCOME	462	61	119,772	88,941	
	D. LOSS OVER CAPITAL (0412 + 0416 + 0421 – 0420 – 0417 – 0415 – 0414 – 0413 – 0411 – 0402) ≥ 0 = (0441 + 0424 + 0442 – 0071) ≥ 0	463				
	DJ. TOTAL LIABILITIES (0424 + 0442 + 0441 + 0401 – 0463) ≥ 0	464		27,496,853	27,916,462	0
89	E. OFF-BALANCE SHEET LIABILITIES	465	62	339,833	511,663	

STATEMENT ON CHANGES IN CAPITAL in the period from 1 January to 30 September, 2015

STATEMENT ON CHANGES IN CAPITAL in the period from 01.01 to 30.09.2015

Serial No.	DESCRIPTION	30	31	Capital components						Components of other result							16	17				
		ADP	ADP	ADP	ADP	ADP	ADP	ADP	ADP	ADP	ADP	ADP	ADP	ADP	ADP	ADP	ADP	ADP	ADP	ADP	ADP	ADP
		30	31	31	32	35	007 & 237	34	330	331	332	333	334	335	336	337	16	17				
		Core capital	Non-paid subscribed capital	Reserves	ADP	Loss	Repurchased own shares	Non-distributed profit	Revaluated reserves	Actual gains and losses	Gains or losses on investments in equity instruments	Gains or losses from other interest entities of associated companies	Profits and losses based on foreign operations and termination of financial statements	Gains or losses on hedging instruments of cash flow	Gains or losses on securities available for sale	Total capital on 30.09.2015 (Line 16 + 17) >= 0						
1	Opening balance on 01.01.2014																					
a)	debit balance of account	4019	4037	4055	4073	4091	4091	4109	4127	4145	4163	4181	4199	4217	4235	4253	0	4244				
b)	credit balance of account	20,573,610	0	1,529,339	4074	4074	0	16,205	4110	4128	4146	4164	4182	4200	4218	4236	22,119,154	0				
	Correction of materially significant errors and changes of accounting policies																					
2	a) corrections on the debit side of the account	4021	4039	4057	4075	4093	4093	4111	4129	4147	4165	4183	4201	4219	4237	4255	2,884	4245				
b)	corrections on the credit side of the account	4022	4040	4058	4076	4094	4094	4112	4130	4148	4166	4184	4202	4220	4238	4256	0	0				
	Updating of opening balance on 01.01.2014																					
3	a) corrected debit balance of account (1a + 2a - 2b) >= 0	4023	4041	4059	4077	4095	4095	4113	4131	4149	4167	4185	4203	4221	4239	4257	0	4246				
b)	corrected credit balance of account (1b - 2b + 2c) >= 0	4024	4042	4060	4078	4096	4096	4114	4132	4150	4168	4186	4204	4222	4240	4258	22,116,270	0				
	Changes in the previous 2014																					
4	a) Turnover on the debit side of the account	4025	4043	4061	4079	4099	4099	4117	4135	4153	4171	4189	4207	4225	4243	4261	2,841,023	0	4247			
b)	Turnover on the credit side of the account	4026	4044	4062	4080	4098	4098	4116	4134	4152	4170	4188	4206	4224	4242	4260	24,957,293	0	4250			
	Balance at the end of prev. year on 31.12.2014																					
5	a) debit balance of account (5a + 4a - 4b) >= 0	4027	4045	4063	4081	4099	4099	4117	4135	4153	4171	4189	4207	4225	4243	4261	0	4248				
b)	credit balance of account (5b - 4a - 4b) >= 0	4028	4046	4064	4082	4100	4100	4118	4136	4154	4172	4190	4208	4226	4244	4262	24,957,293	0	4251			
	Correction of materially significant errors and changes of accounting policies																					
6	a) corrections on the debit side of the account	4029	4047	4065	4083	4101	4101	4119	4137	4155	4173	4191	4209	4227	4245	4263	0	4249				
b)	corrections on the credit side of the account	4030	4048	4066	4084	4102	4102	4120	4138	4156	4174	4192	4210	4228	4246	4264	0	0				
	Corrected opening balance of the current year on 01.01.2015																					
7	a) corrected debit balance of account (5a + 6a - 6b) >= 0	4031	4049	4067	4085	4103	4103	4121	4139	4157	4175	4193	4211	4229	4247	4265	0	4250				
b)	corrected credit balance of account (5b - 6a + 6b) >= 0	4032	4050	4068	4086	4104	4104	4122	4140	4158	4176	4194	4212	4230	4248	4266	24,957,293	0	4253			
	Changes in the current 2015																					
8	a) turnover on the debit side of the account	4033	4051	4069	4087	4105	4105	4123	4141	4159	4177	4195	4213	4231	4249	4267	124,711	4251				
b)	turnover on the credit side of the account	4034	4052	4070	4088	4106	4106	4124	4142	4160	4178	4196	4214	4232	4250	4268	0	0				
	Balance at the end of cur. year on 30.09.2015																					
9	a) debit balance of account (7a + 8a - 8b) >= 0	4035	4053	4071	4089	4107	4107	4125	4143	4161	4179	4197	4215	4233	4251	4269	0	4252				
b)	credit balance of account (7b - 8a - 8b) >= 0	4036	4054	4072	4090	4108	4108	4126	4144	4162	4180	4198	4216	4234	4252	4270	24,957,293	0	4255			

in thousand RSD

**CASH FLOW STATEMENT**  
In the period from 1. January to 30 September, 2015

CASH FLOW STATEMENT

in the period from 01.01.2015 to 30.09.2015

- in thousands RSD-

Positions	ADP	Amount	
		Current year I-IX 2015	Previous year I-IX 2014
1	2	3	4
<b>A. CASH FLOWS FROM BUSINESS ACTIVITY</b>			
I. Cash inflow from business activities (1 to 3)	3001	6,983,904	5,288,112
1. Sale and received advance payments	3002	6,057,730	4,635,779
2. Interests received from business activity	3003	19,938	32,464
3. Other inflows from regular operations	3004	906,236	619,869
II. Cash outflow from business activities (1 to 5)	3005	4,049,714	3,523,106
1. Payments for suppliers and given advance payments	3006	934,695	2,086,195
2. Salaries, salary compensations and other personal expenses	3007	1,650,599	1,034,307
3. Paid interest	3008	29,141	28,886
4. Income-tax	3009	856,406	46,997
5. Payment from other public revenues	3010	578,873	326,721
III. Net cash inflow from business activities ( I - II )	3011	2,934,190	1,765,006
IV. Net cash outflow from business activities ( II - I )	3012		0
<b>B. CASH FLOW FROM INVESTMENT ACTIVITIES</b>			
I. Cash inflow from investment activity (1 to 5)	3013	122,868	468,631
1. Sale of shares and portions (net inflows)	3014	0	0
2. Sale of intangible investments, properties, plants, equipment and biological agencies	3015	183	0
3. Other financial investments (net inflows)	3016		424,541
4. Interests received from investment activities	3017	122,685	44,090
5. Dividends received	3018	0	0
II. Cash outflows from investment activities (1 to 3)	3019	2,628,644	914,361
1. Purchase of shares and portions (net outflows)	3020	0	0
2. Purchase of intangible investments, properties, plants, equipment and biological agencies	3021	580,205	914,361
3. Other financial investments (net outflows)	3022	2,048,439	0
III. Cash net inflow from investment activities ( I - II )	3023	0	
IV. Cash net outflow from investment activities ( II - I )	3024	2,505,776	445,730
<b>V. CASH FLOWS FROM FINANCING ACTIVITIES</b>			
I. Cash inflow from financing activities (1 to 5)	3025	0	0
1. Core capital increase	3026	0	0
2. Long-term loans (net inflows)	3027	0	0
3. Short-term loans (net inflows)	3028	0	0
4. Other long-term liabilities	3029	0	0
5. Other short-term liabilities	3030	0	0

**CASH FLOW STATEMENT (cont'd.)**  
**In the period from 1.January to 30 September, 2015**

CASH FLOW STATEMENT

in the period from 01.01.2015 to 30.09.2015

- in thousands RSD-

Positions	ADP	Amount	
		Current year I-IX 2015	Previous year I-IX 2014
1	2	3	4
II. Cash outflow form financing activities (1 to 6)	3031	2,673,457	96,814
1. Redemption of own shares and portions	3032	0	0
2. Long-term loans (outflows)	3033	62,460	59,948
3. Short-term loans (outflows)	3034	0	0
4. Other liabilities (outflows)	3035	0	0
5. Financial leasing	3036	0	30,030
6. Paid-up dividends	3037	2,610,997	6,836
III. Net cash inflow from financing activities (I-II)	3038		0
IV. Net cash outflow from financing activities (II-I)	3039	2,673,457	96,814
G. OVERALL CASH INFLOW (3001 + 3013 + 3025)	3040	7,106,772	5,756,743
D. OVERALL CASH OUTFLOW (3005 + 3019 + 3031)	3041	9,351,815	4,534,281
DJ. NET CASH INFLOW (3040 – 3041)	3042		1,222,462
E. NET CASH OUTFLOW (3041 – 3040)	3043	2,245,043	0
Ž. CASH AT THE BEGINNING OF ACCOUNTING PERIOD	3044	2,803,851	896,778
Z. POSITIVE EXCHANGE RATE DIFFERENCES FROM CASH CONVERSION	3045	36,709	67,440
I. NEGATIVE EXCHANGE RATE DIFFERENCES FROM CASH CONVERSION	3046	28,132	8,499
J. CASH AT THE END OF ACCOUNTING PERIOD (3042 – 3043 + 3044 + 3045 – 3046)	3047	567,385	2,178,181



**JSC BELGRADE NIKOLA TESLA AIRPORT**

**NOTES TO FINANCIAL STATEMENTS  
30 September, 2015**

## 1. FOUNDING AND OPERATION OF THE COMPANY

### 1.1. General data of the company

The Joint Stock Company Airport Nikola Tesla Belgrade (hereinafter: the Company) has been established for provision of airport services (aircraft landing, take-off, taxing and parking and aircraft, passenger and cargo handling). Apart from the basic activity of rendering airport services, the Company, as side activities, provides other services at airport complex, satisfying the needs of service users, domestic and foreign air carriers.

Operation of the Airport dates back to March 25, 1928, at the location Bežanijska kosa, and operation on the current location (Surčin) started in 1962.

By a Decision of the Government of Republic of Serbia of 1992, the Airport was re-registered as Javno preduzeće (public company) Aerodrom „Beograd“ and in 2006, also by a decision of the Government it got the name JP Aerodrom „Nikola Tesla“

The Government of Republic of Serbia on 17.06.2010 made the Decision No. 023-4432/2010, on change of legal form of JP Aerodrom "Nikola Tesla" Beograd from a public company into closed joint stock company. The change of legal form is registered with the Business Registers Agency on 22.06.2010 by the Rescript No.BD 68460/2010.

After the change of legal form the company continued its business under the full name **Akcionarsko društvo Aerodrom "Nikola Tesla" Beograd**.

By the Rescript of the Registers Agency No: BD 7651/2011 dated on 24.01.2011, Akcionarsko društvo Aerodrom Nikola Tesla Beograd was registered in Business Registers Agency as an open joint stock company.

<b>Head-office</b>	<b>Belgrade 59, 11180 Surčin</b>
<b>Register number</b>	07036540
<b>Tax identification number</b>	100000539
<b>Activity code and name</b>	5223-Air-traffic services

According to the classification criteria from the Law on accounting and audit AD Aerodrom "Nikola Tesla" Beograd is classified as a large legal person.

### 1.2. Number of employees and engaged persons

On Balance Sheet date on 30.09.2015 the Company had 1.831 engaged persons of which 1.210 refer to permanent employees (on 31. December 2014 it was 1.682 engaged workers, of which 475 permanent employees).

### 1.3. Management structure

The Company has established two-tier management system. The Bodies of the Company are the Assembly, the Supervisory Board and the Executive Board.

The Assembly comprises of the company Shareholders entitled to participate in Assembly work. The Shareholder, in possession of 1% of ordinary shares (34,289 shares) is entitled to participate in Assembly work.

The Supervisory Board has 7 members assigned by the Assembly of the Company. The Supervisory Board may form different experts committees with at least three members, whereof one has to be an independent member of the Supervisory Board.

The Executive Board has 5 executive directors including the General Director. The Executive directors are assigned by the Supervisory Board of the Company.

#### **1.4. Ownership structure**

After change of legal form into a closed joint stock company, the Central depository and clearing house registered on 07.07.2010, 34,289,350 shares; 100% in ownership of Republic of Serbia.

The Government of Republic Serbia, on 09.12.2010 made the Decision No. 023-9103/2010-1, by which citizens of Republic of Serbia, the employees and former employees of the Company have acquired the right to 16.85% of ownership of the Company. After transfer of the right to free of charge shares to citizens, employees and former employees, Republic of Serbia owns 28,511,988 ordinary shares, which represents 83.15% of the total share capital of the Company.

By the Decision on admission of shares to Prime Listing 04/4 No. 478/11 dated on 28.01.2011, the shares of the Company are accepted on 'A' Listing of the Belgrade Exchange Market. Stock trade on the Belgrade Exchange Market commenced on 07.02.2011.

## **2. BASIS FOR COMPOSITION AND PRESENTATION OF FINANCIAL STATEMENTS AND ACCOUNTING METHOD**

### **2.1 Basis for composition and presentation of financial statements**

Financial statements 30 September, 2015 are prepared in a manner and in accordance with the legislation, which was used in the preparation of annual financial statements for 2014, which is fully stated in Note 2, to financial statements for 2014.

Financial statements for 30 September, 2015 were approved at the meeting of the Supervisory Board on 12.11.2015.

## **3. PREVIEW OF IMPORTANT ACCOUNTING POLICIES**

### **3.1 Incomes and outcomes**

Sales revenue is recognized when the risks and benefits associated with the right of ownership is transferred to the customer, and that includes the date of delivery to the customer. Revenue is measured at the fair value of the consideration received or to be received, in the net amount after deducting the discounts and value added tax.

Expenses are accounted for on an accrual basis of revenue and expenditure.

Maintenance and repair of fixed assets are recorded in the income statement in the accounting period when they arise.

### **3.2. Costs of borrowings**

Borrowing costs that are directly attributable to the acquisition, construction or production of qualifying assets, are included in the purchase value of the asset and until that period when all the activities are essentially completed, necessary to prepare the asset for the intended use or sale. Assets being qualified relate to the assets which required a significant period of time to get ready for its intended use.

Income from investments realized on the basis of the temporary investment of borrowed funds is deducted from the borrowing costs incurred intended to finance assets that qualify.

All other borrowing costs are recognized in the income statement in the period to which they relate.

### 3. PREVIEW OF IMPORTANT ACCOUNTING POLICIES (cont'd.)

#### 3.3. Conversion of foreign exchange amount

Incomes and outcomes according to exchange rate differences and effects of currency clause are registered in balance sheet of the relevant period.

Incomes and outcomes from exchange rate differences are established according to two bases; as follows:

- during the year in collection of receivables and payment of liabilities in foreign currency at the official exchange rate of the National Bank of Serbia, which occur as a result of differences in the exchange rate on the date of purchase and the exchange rate on the date of payment, as realized positive or negative exchange rate differences, and
- on the date of balance draw up, as a result of application of exchange rates on balance positions (receivables and liabilities on balance date), disclosed in foreign currency, as non-realised positive or negative exchange rate differences or non-realised effects of currency clause at official middle exchange rate of the National Bank of Serbia, on the date of balance sheet as follows:

Average foreign exchange rates, determined at the interbank foreign exchange market, used in the conversion of foreign currency balance sheet positions into dinars, for the major currencies were as follows:

Description	30.06.2015	31.12.2014
<b>Middel exchange rate of NBS:</b>	Value in RSD	
EUR	119.7491	120.9583
USD	106.4910	99.4641
CHF	109.4999	100.5472
GBP	161.4740	154.3650

Liabilities based on long-term loans from the EIB and obligations of Hypo Leasing, are converted into RSD counter value at an agreed selling rate of the bank.

Selling rate of banks on the date of financial statements preparation are presented in the following table:

Description	30.06.2015	31.12.2014
<b>Contracted exchange rate:</b>	Value in RSD	
EUR - for EIB loan	120.1083	121.3212
EUR - for Hypo leasing		122.7727

#### 3.4. Real estates, plants, equipment, biological resources

Property, plant and equipment that meet the requirements for recognition of assets are carried at their purchase price or cost. Cost represents the invoiced amount plus all expenses incurred to its intended use.

After initial recognition, property, plant and equipment are presented at revalued amount that reflects their fair value at the date of revaluation, less the total amount of the value correction based on amortization and total amount of value correction for impairment loss.

The Company has engaged a certified appraiser - the Company for financial engineering and consulting - Servo Mihalj - Agroekonomik to assess the value of property, plant and equipment as at 31.12.2014.

### 3. PREVIEW OF IMPORTANT ACCOUNTING POLICIES (cont'd.)

#### 3.4. Real estates, plants, equipment, biological resources (cont'd.)

Tools and supplies, whose useful life is longer than one year and individual purchase price greater than the average gross salary in the Republic, are recognized as property, plant and equipment at purchase cost. These amounts are amortized according to the estimated life of use.

Gains or losses arising from write-offs or alienation are recognized as income or expense in the income statement.

#### 3.5 Intangible investments

Intangible assets relate to purchased software and licenses and are presented at purchase price less amortization and are written off by straight-line method over a period of two to ten years.

#### 3.6. Amortisation of properties, plants, equipment and intangible investments

Depreciation of property, plant and equipment is calculated using straight-line method over the estimated useful life. The depreciation rates that were used in the 2014 business year, as well as the rate of amortization calculated based on the useful life of the assets according to the evaluation report, which started to be applied in the first quarter of 2015 are given in the following table:

DESCRIPTION	30.09.2015	31.12.2014-after estimated fair value	31.12.2014- before estimated fair value
<b>Building facilities</b>	%	%	%
Water and electricity facilities	2,27 - 7,14	2,27 - 7,14	1,50 - 10,00
Roads, airports and parking lots	2,22 - 20,00	2,22 - 20,00	2,00 - 12,5
Other building facilities	5,00 - 20,00	5,00 - 20,00	5,00 - 20,00
Flats given to employees for use	1.49	1.49	1.42
<b>Equipment</b>	%	%	%
New specific equipment	5,26 - 50,00	5,26 - 50,00	5,00 - 33,33
Equipment for road traffic	9,00 - 33,33	9,00 - 33,33	6,67 - 33,33
Equipment for PTT and TV	11,11 - 50,00	11,11 - 50,00	10,00 - 33,33
Equipment for air traffic	8,33 - 25,00	8,33 - 25,00	6,67 - 20,00
Measuring and control devices and specific devices	5,00 - 25,00	5,00 - 25,00	5,00 - 50,00
Labor. equipment, teaching aids and med. devices	25,00 - 33,33	25,00 - 33,33	14.29
Electronic, calculating machines and computers	16,67 - 25,00	16,67 - 25,00	11,11 - 33,33
Furniture and equipment for general purposes	11,00 - 25,00	11,00 - 25,00	10,00 - 50,00
Equipment for road traffic under financial leasing	12,50 - 25,00	12,50 - 25,00	6,67 - 25,00
Equipment and plants	20,00 - 25,00	20,00 - 25,00	5,00 - 50,00
Tools and inventory	33,00 - 100,00	33,00 - 100,00	33,00 - 100,00
<b>Intangible investments</b>	%	%	%
Software and licenses	10,00 - 50,00	10,00 - 50,00	10,00 - 50,00

#### 3.7. Investment property

Investment properties are properties that the Company, as the owner, holds to earn rentals or for capital appreciation or for both of them, and not for use in the provision of services or for administrative purpose or sale in the ordinary course of business. Initial measurement of investment property during the acquisition is carried at purchase value or cost price. After initial recognition, valuation of investment property is carried at fair value at the end of each business year. Positive and negative effects from changes in fair value of investment property are recognized through the income statement.

The Company has engaged a certified appraiser - Institute for Economic Research Belgrade, to assess the value of investment property as on 31.12.2014.

### 3. PREVIEW OF IMPORTANT ACCOUNTING POLICIES (cont'd.)

#### 3.8. Impairment

At each balance sheet date the Company reviews the carrying amounts of its tangible assets to determine whether there is any indication that there has been a loss due to the impairment of such assets. If any such indication exists, the recoverable amount of assets is estimated so that the extent of the impairment loss could be determined. If it is not possible to estimate the recoverable amount of an individual asset, the Company estimates the recoverable amount of the cash generating unit, to which the asset belongs.

The recoverable amount is net selling price or value in use, whichever is higher. For the purposes of assessing value in use, the estimated future cash flows are discounted to their present value using the discount rate before tax that reflects current market assessments of the time value of money and the risks specific to the asset.

If the estimated recoverable amount of the asset (or cash generating unit) is less than its carrying amount, the carrying amount of the asset (or cash generating unit) is reduced to its recoverable amount. Losses from impairment are recognized as an expense immediately, unless the relevant asset is land or buildings that are not used as investment property carried at a revalued amount, in which case the impairment loss is treated as a reduction in the value of revaluation.

With the subsequent reversal of the impairment, the carrying amount of the asset (cash generating unit) is increased to the revised estimated recoverable amount, but so that the increased carrying amount does not exceed the carrying amount that would have been determined in previous years if there were no losses recognized in this asset (cash generating unit) due to impairment. A reversal of an impairment loss is recognized immediately in income, unless the relevant asset is carried at appraised value, in which case the reversal of the impairment loss is treated as an increase due to revaluation.

On 30 September, 2015, based on the Company's management estimates there are no indications that the value of the assets is impaired.

#### 3.9. Stocks

Stocks are disclosed per purchase value, i.e. cost value or net sale value, depending on the fact which one is lower.

Net sale value is price for sale of stocks in nominal operation conditions after price decrease by sale costs. Cost includes the invoiced value, transport and acquisition costs.

Calculation of stock output is determined by the method of average weighed purchase price.

Inventories are recorded at the sales price. At the end of the accounting period, their value is adjusted to cost allocation, price differences, calculated on an average basis between the purchaser cost of realized goods and supplies in stock at the end of the year.

Charged to other expenses shall be corrected inventory value in cases where it determines that is necessary to bring value to their net estimated realizable value (including inventories with slow turnover, excess and obsolete inventories). Damaged inventory and inventory that does not meet the standards are written off.

### **3. PREVIEW OF IMPORTANT ACCOUNTING POLICIES (cont'd.)**

#### **3.10. Taxes and contributions**

##### ***Current income tax***

Current income tax represents an amount calculated by applying the statutory income tax rate of 15% on the tax base determined in the tax balance, which represents the amount of profit before tax after deduction of the effects of adjusting income and expenses, in accordance with the tax regulations of the Republic of Serbia, with the decrease in the statutory income tax credits.

The Law on Corporate Income Tax of the Republic of Serbia do not envisage that any tax losses of the current period be used to recover taxes paid in previous years. However, losses which are included in the tax balance until 2009, can be used to reduce the tax base in future periods over the next ten years from the vesting date, and the losses realized and recognized in the tax statement for 2010 and beyond, can be used to reduce the tax base in future periods, but not longer than five years.

The Law on Corporate Income Tax of the Republic of Serbia in the part of tax credit provides that taxpayers who have until December 31, 2013 were entitled to a tax incentive under Art. 48. The previous law, and expressed the information in the tax return and the tax return for 2013, cannot be entitled to use up to the deadline and in the manner prescribed by the earlier law. According to Art.48 Paragraph 5 of the previous law, "unused tax credits can be offset against income tax in future periods up to the prescribed limit of 33% (for large and medium-sized enterprises), but not longer than ten (10) years that you apply as of the tax balance sheet for the year 2003 ". In determining the income tax for 2015, the earliest previous tax period from which they can use unused tax credit is the tax account or PK form in 2005. Transferred tax credit is used in the order of investment.

##### ***Deferred income tax***

Deferred tax effects arise as a consequence of difference between basis for amortization calculation according to accounting and tax regulations. Also, this difference accrues on basis of existence of equipment with purchase value in the moment of purchase lower than average gross salary in RS, on basis of non-used tax loan for investments in real estate, plants and equipment and in other cases when there is time difference between tax liability arising and tax payment due date. Deferred tax liabilities are recognized for all chargeable temporary differences, while deferred tax resources are recognized in extent in which it is possible for chargeable profits to be available for usage of deducting temporary differences.

Deferred tax resources and liabilities are calculated at the tax rate of 15% whose use is expected in the period when the asset is realized or the liability settled.

Deferred income taxes are charged or credited in the income statement, except when it relates to items that are directly credited or charged to capital, and in this circumstance the deferred tax is also recognized within the capital.

##### ***Taxes and contributions independent of results***

Taxes and contributions independent of results include real estate and other taxes and contributions in line with republic, tax and general regulations. These taxes and contributions are disclosed within other business expenditures.

#### **3.11. Benefits for employees**

##### ***Taxes and contributions to funds for social security of employees***

In line with regulations applicative in Republic of Serbia, the Company pays contributions to state funds which provide social security of employees. Such obligations include contributions for employees at cost of employer in amounts calculated at rates proscribed by relevant regulations. The company is, also obliged to suspend contributions from gross salaries of employees and pay that, in name of employees, to those funds. Contributions at cost of employer and contributions at cost of employees are booked as expenditures of related period.

### 3. PREVIEW OF IMPORTANT ACCOUNTING POLICIES (cont'd.)

#### 3.11. Benefits for employees

##### *Reserving for terminal wages and jubilee bonuses*

Based on the Collective Bargaining Agreement adopted on 12.02.2015 the Company is obliged to pay to the employees:

- Terminal wage for retirement in amount of 4 average month salaries without tax and contributions paid at the employer's in the very month before payment of terminal wage
- Jubilee awards for total time spent in employment with the employer in the amount of the average monthly salary without tax and contributions paid by the employer for the month preceding the month in which the employee is entitled to jubilee awards as follows:

- 10 years – one average month salary
- 20 years – two average month salaries
- 30 years - three average month salaries
- 35 years for women and men- four average month salaries.

Because of the obligations regulated by collective agreement, the Company at the end of each business year assesses reserving for terminal wages and jubilee bonuses in accordance with the requirements of standard IAS 19- Employee Benefits.

The Company has engaged an auditing firm AUDITOR to assess provisions for retirement benefits and jubilee awards on 31 December 2014. The assumptions used for the actuarial calculation and changes in provisions in the current period are disclosed in Note 49.

#### 3.12. Leasing

Leasing is classified as financial leasing whenever all the risks and benefits arising from ownership of assets are transferred to the fullest extent to the lessee by lease. All other leases are classified as operating leases.

##### The Company as lessor

Revenues based on operating leases (income from rents) are recognized using the straight-line method over the lease period. Indirect costs incurred in negotiating and arranging an operating lease are added to the carrying amount of the leased asset and recognized on a straight-line basis over the lease term.

##### The Company as lessee

Assets held by financial leasing contracts are initially recognized as assets of the Company at the present value of the minimum lease payments determined at the beginning of the lease period. The corresponding liability to the lessor is included in the balance sheet as a liability from financial leasing.

Payment of lease instalments is allocated between financial expenses and reduction of the lease liability in order to achieve a constant rate of participation in the outstanding amount of the obligation. Finance expenses are recognized immediately in the income statement, except if directly attributable to assets that are qualified for use, in which case they are capitalized in accordance with the general policy of the Company's borrowing costs.

Rate based on operating leases are recognized as an expense on a straight-line basis during the lease term, unless there is another systematic basis that better reflects the time pattern which economic benefits from the leased asset.

In the event that lease incentives are granted, those included in the operational leasing and are recognized as a liability. The benefit of incentives is recognized as a reduction in expenses for rent on a straight-line basis, unless there is another systematic basis that better reflects the time structure of consumption of economic benefits from the leased asset.



### 3. PREVIEW OF IMPORTANT ACCOUNTING POLICIES (cont'd.)

#### 3.13. Information on business segments

The Company performs business activity as single business segment, provision of airport services. Accordingly, information relating to sales income per products and services, geographical information on income from sales, represent disclosure at company level.

#### 3.14. Financial instruments

Any contractual right from which arises a financial asset and a financial liability or equity instrument is recognized as a financial instrument on the settlement date.

Upon initial recognition, financial assets and financial liabilities are measured at cost, being the fair value of compensation given (in the case of assets) or received (in the case of liabilities).

##### *Long term investments*

Long-term investments after initially are measured by:

- Fair values, if held for trading,
- Amortized cost, if you have a fixed maturity date,
- Cost, if they do not have a fixed maturity date.

Long-term investments held for trading and for which, due to the lack of an active market, it is not possible to determine a market value, are carried at purchase cost.

Long-term loans granted to employees are measured at fair value discounted by applying market interest rates.

##### *Short-term receivables and investments*

Short-term receivables and investments include receivables from sales and other receivables, as well as short-term loans to employees.

Receivables from sales of goods and services are measured by the cost of the original invoice. Invoiced interest related to the sale of goods and services are recognized as other receivables and are recorded in income in the period in which they arise.

Other receivables and investments originated by the company are measured at amortized cost.

Any difference between the carrying amount and subsequent measurement is recognized as a gain or loss in the period in which incurred.

##### *Devaluation of funds*

At each balance date, objective evidences of the value of assets are evaluated, by analysis of expected net cash inflows.

For all receivables for which there is reasonable doubt that they will not be collected in a nominal amount, corrections shall be made. Direct write-off shall be made only after the end of the litigation or by decision of the management body.

##### *Cash and cash equivalents*

Cash and cash equivalents comprise cash at bank and in hand.

**3. PREVIEW OF IMPORTANT ACCOUNTING POLICIES (cont'd.)**

**3.14. Financial instruments**

*Financial liabilities*

Financial liabilities include long-term liabilities (long-term loans and other long-term liabilities), short-term financial liabilities (short-term loans and other short-term liabilities), short-term operating liabilities and other liabilities.

Financial liabilities are initially recognized at the proceeds received. After initial recognition, financial liabilities are measured at the amount by which the liabilities are initially recognized, reduced by repayments of principal, increased by the amount of capitalized interest and reduced by any write-off approved by the creditor. Interest payable on financial liabilities is charged to financial expenses in the period to which they relate, and presented within other short-term liabilities and accruals and deferred income.

#### 4. SUMMARY OF IMPORTANT ACCOUNTING EVALUATIONS

Presentation of financial statements requires the Company management to use the best possible estimates and reasonable assumptions that have effect to the reported amounts of assets and liabilities and disclosure of contingent assets and liabilities at the balance sheet date, as well as revenues and expenditures during the reporting period. These estimates and assumptions are based on information available at the date of the financial statements. Actual results may differ from estimated.

Shown below are the key assumptions concerning the future and other key sources of estimating uncertainty at the balance sheet date, which represent a significant risk for material adjustments to the balance sheet items in the following financial year.

##### 4.1. Amortisation and amortisation rate

Calculation of amortization and amortization rates are based on projected economic useful life of property, plant and equipment. Once a year, the Company assesses the economic useful life based on current forecasts.

In addition, due to the significance of fixed assets in the total assets of the Company, any change in the aforementioned assumptions may lead to material effects on the financial position of the Company as well as the financial result. As an example, if the Company shorten the average useful life by 10%, this would result in additional amortization charges for the year ended on 30 September 2015 for about RSD 55.960 thousand (year ended on 31 December 2014: RSD 81.125 thousand).

##### 4.2. Correction of values of uncollectible receivables

We calculated value correction for receivables older than 60 days, based on the estimated losses due to customer inability to fulfil the obligations. Our estimate is based on the aging analysis of receivables, historical write-offs, credit worthiness of our customers and changes in the conditions of sale, in determining the adequacy of the value correction of doubtful and disputed receivables. This includes assumptions about future customer behaviour and the resulting future collections. Management believes that no additional value correction of receivables is necessary, with the exception of value correction already reported in the financial statements.

##### 4.3 Litigations

Overall, provisions have largely been subject to estimates. The Company assesses the likelihood of adverse cases may occur as a result of past events and assesses the amount required to settle the obligation. Assessment of potential liabilities arising from legal disputes is carried out by internal expert services or external advisors.

Although the Company respects the precautionary principle when evaluating, considering that there is a large dose of uncertainty, in some cases actual results may differ from these estimates.

##### 4.4. Fair value

The fair value for the purposes of disclosure under the requirements of IFRS 13 is defined as the price that would be received for the sale of assets, or paid to transfer obligations in a regular transaction between market participants on the measurement date.

Business policy of the Company is to disclose information about the fair (fair) value of assets and liabilities for which official market information exist and when fair value is materially different from the carrying value. In the Republic of Serbia there is no sufficient market experience, stability and liquidity for the purchase and sale of receivables and other financial assets or liabilities, given that published market information is not readily available. Hence, fair value can not be reliably determined in the absence of an active market. The Company's management assesses risk and when it estimates that the value of assets stated in its books may not be realized, it makes value corrections. In the opinion of the company management, the amounts in these financial statements reflect the value that is, in the circumstances, the most valid and useful for reporting purposes.

#### 4. SUMMARY OF IMPORTANT ACCOUNTING EVALUATIONS (cont'd.)

##### 4.4. Fair value

The Company measures the fair value of assets and liabilities using assumptions that market participants would use when pricing the asset or liability, assuming that market participants act in their best economic interest. The fair value is the price that would be charged or paid for the transfer of responsibilities in a regular transaction at the primary or most favorable market on the date of measurement, the current market conditions, and regardless of whether that price is directly observable or estimated using other valuation techniques.

Valuation techniques that are applied for measuring fair value, should make maximum use of relevant observable inputs and minimize the use of unobservable inputs.

To increase consistency and comparability in fair value measurements and related disclosures the fair value hierarchy shall be determined, which classifies into three levels inputs for valuation techniques that are used in determining the fair value according to the structure below:

Inputs Level 1 - quoted prices (unadjusted) in active markets for identical assets and liabilities to which the entity has access at the date of weighing. Assumptions of level 1 inputs relate to the existence of the primary market for the asset or liability or, in the absence of the primary market, the most advantageous market for the asset or liability; and whether the entity can realize the transaction for the asset or liability based on market price at the date of measurement.

Inputs Level 2 - inputs that are not quoted prices included in Level 1 that are observable for the asset or liability, either directly or indirectly. These inputs include the following: quoted prices for similar assets or liabilities in active markets, quoted prices for identical or similar assets or liabilities in markets that are not active, inputs that are not quoted prices, if they are visible for assets or liabilities and inputs supported by market.

Inputs Level 3 - unobservable inputs for the asset or liability that entity develops using the best information available in the circumstances. So, all reasonably available information about the market participants assumptions are considered. Unobservable inputs are considered market participant assumptions and meet the objective of fair value measurement.

5. REVENUES FROM SALE OF GOODS IN FOREIGN MARKETS	I-IX 2015	I-IX 2014
	in 000 RSD	in 000 RSD
Revenues from sale of goods- kerosene (reexport) *	72,030	554,508
Revenues from sale of fuel in foreign market	19	78
	<b>72,049</b>	<b>554,586</b>

6. REVENUES FROM SALE OF SERVICES IN DOMESTIC MARKET	I-IX 2015			I-IX 2014		
	Revenues with for. buyer branches	Revenues from for. buyer branches	Revenues w/o foreign buyer branches	Revenues with for. buyer branches	Revenues from for. buyer branches	Revenues w/o foreign buyer branches
	in 000 RSD	in 000 RSD	in 000 RSD	in 000 RSD	in 000 RSD	in 000 RSD
Passenger service	950,418	72,672	877,746	843,057	77,792	765,265
Security fee	355,816	14,813	341,003	300,707	15,892	284,815
Landing	166,699	25,287	141,412	147,163	28,655	118,508
Aircraft handling *	186,374	36,346	150,028	171,123	42,958	128,165
Infrastructure	103,387	20,554	82,833	94,589	24,293	70,296
Air-bridges	6,571	6,571	0	6,814	6,814	0
Lighting	44,629	755	43,874	37,059	1,883	35,176
Aircraft abode tax	3,546	32	3,514	5,161	810	4,351
Aircraft de-icing services	27,957	870	27,087	11,722	711	11,011
Com. usage of apron *	47,913	0	47,913	44,232	0	44,232
Usage of the CUTE system	61,022	3,756	57,266	8,449	3,962	4,487
Service on special request *	84,341	658	83,683	17,443	561	16,882
Renting of advertisement space	31,670	0	31,670	18,670	0	18,670
Public services	119,465	875	118,590	99,411	950	98,461
Cargo-custom services	94,927	297	94,630	81,173	52	81,121
DCS services*	0	0	0	0	0	0
Lost and found services *	828	828	0	876	876	0
Use of parking	10,627	171	10,456	27,245	38	27,207
Other services *	29,844	333	29,511	18,660	3,170	15,490
	<b>2,326,034</b>	<b>184,818</b>	<b>2,141,216</b>	<b>1,933,554</b>	<b>209,417</b>	<b>1,724,137</b>

Revenue from services realized by foreign companies that were registered in the Republic of Serbia as a "branch", are recorded in the books as income from domestic customers. Since the physical scope of services of specified branches is recorded in the Company as a physical volume of services of foreign companies, said revenue in Note 5 and 6, are shown in the way they are recorded in accounting, and also in a separate column as revenues from sales of goods and services from registered branches, for insight in the amount and participation of these revenues, which are recorded as revenues generated in the domestic market, but the essence is that the origin of these revenues is the foreign market.

7. REVENUES FROM SALE OF SERVICES IN FOREIGN MARKET	I-IX2015			I-IX2014		
	Revenues w/o for. buyer branches	Revenues from for. buyer branches	Revenues with for. buyer branches	Revenues w/o for. buyer branches	Revenues from for. buyer branches	Revenues with for. buyer branches
	in 000 RSD	in 000 RSD	in 000 RSD	in 000 RSD	in 000 RSD	in 000 RSD
Passenger service	1,181,151	72,672	1,253,823	1,167,391	77,792	1,245,183
Security fee	261,780	14,813	276,593	265,764	15,892	281,656
Landing	476,073	25,287	501,360	462,028	28,655	490,683
Aircraft handling *	554,446	36,346	590,792	548,291	42,958	591,249
Infrastructure	320,064	20,554	340,618	302,558	24,292	326,850
Air-bridges	141,136	6,571	147,707	131,199	6,814	138,013
Lighting	50,489	755	51,244	49,926	1,883	51,809
Aircraft abode tax	20,618	32	20,650	22,844	809	23,653
Aircraft de-icing services	19,481	870	20,351	11,869	711	12,580
Usage of the CUTE system	66,606	3,756	70,362	67,739	3,962	71,701
Service on special request *	23,281	658	23,939	22,120	560	22,680
Renting of advert. space	0	0	0	18	0	18
Public services	929	875	1,804	1,138	951	2,089
Cargo-custom services	10,306	297	10,603	22,317	52	22,369
Rev. from consultancy ser.	12,096	0	12,096	34,581	0	34,581
DCS services*	24,021	0	24,021	26,476	0	26,476
Lost and found services *	14,975	828	15,803	14,651	875	15,526
Other services*	12,488	504	12,992	31,746	3,211	34,957
	3,189,940	184,818	3,374,758	3,182,656	209,417	3,392,073
<b>Total revenues from sale of products and services</b>	<b>5,515,974</b>	<b>0</b>	<b>5,515,974</b>	<b>5,116,210</b>	<b>0</b>	<b>5,116,210</b>

\*Revenues marked with asterisk are revenues from services of Ground Handling Department.

8. Revenues from sale of services per geographic region	I-IX 2015	I-IX 2014
	in 000 RSD	in 000 RSD
Serbia	2,141,216	1,724,137
Germany (Lufthansa + Germanwings + European)	466,824	501,678
Montenegro (Montenegro +other buyers MN)	408,084	361,826
Austria (Austrian Airlines branch +Niki)	183,803	206,574
Switzerland (Swiss Air)	276,987	280,009
Russia (Aeroflot)	252,948	246,430
Turkey (Turkish +Pegasus+Mondial+Corendon Airlines+OnurAir+Freebird)	405,888	450,597
France (Air France)	560	522
Italy (Al Italia+ Air one)	118,709	122,439
Abu Dhabi (Etihad Air branch +Etihad Air)	110,833	88,901
Hungary (Wiz air + Cityline)	489,748	463,239
Romania (Tarom)	29,006	21,828
Tunisia (Tunis Air)	29,147	44,343
Greece (Olympic +Olympic branch+Aegean)	78,184	50,497
England (Easyjet)	69,062	118,376
Norway (Norwegian)	61,325	52,924
Polland (Polskie linie)	33,443	53,619
Dubai (Fly Dubai)	54,495	48,656
Qatar (Qatar Airways)	67,926	44,388
Slovenia (Adria Airways + Solin Air)	11,822	16,913
<b>Other foreign buyers</b>	<b>225,964</b>	<b>218,315</b>
	<b>5,515,974</b>	<b>5,116,210</b>

9. Revenues from sale of services per buyers	I-IX 2015	I-IX 2014
	in 000 RSD	in 000 RSD
Air Serbia-Serbia	1,770,639	1,334,087
Deutsche Lufthansa-Germany	451,182	428,521
Montenegro Airlines-Montenegro	405,452	359,275
Branch Austrian Airlines-Austria	183,803	206,574
Swiss Air-Switzerland	276,987	280,009
Turkish Airlines-Turkey	315,505	289,497
Aeroflot-Russia	252,948	246,430
Adria Airways-Slovenia	0	3,153
Alitalia-Italy	118,709	122,439
Air France-France	560	522
German wings-Germany	0	40,647
Norwegian-Norway	61,325	52,924
EasyJet-England	69,062	118,376
Wiz Air+ branch (Hungary)	489,748	460,654
Tarom-Romania	29,006	21,828
Pegasus- Turkey	65,467	59,361
Tunis Air- Tunisia	29,147	44,343
Fly Dubai-Dubai	54,495	48,656
Greece – Olympic +branch	0	50,497
Iran Air-Iran	34,926	16,129
Qatar airways-Qatar	67,926	44,388
Etihad Airways PJSC-Abu Dhabi	110,833	88,901
NIS AD-Serbia	38,744	26,076
JAT Tehnika -Serbia	20,601	27,243
Parking service-Serbia	21,368	20,936
Alma Quatro *Air Media-Serbia	14,746	10,976
Dufry doo Beograd-Serbia	40,376	20,635
Mondial Bodrum-for consultancy services-Turkey	12,096	34,581
Other domestic buyers - Serbia	234,742	284,184
Other foreign buyers	345,581	374,369
	<b>5,515,974</b>	<b>5,116,210</b>

10. OTHER BUSINESS REVENUES	I-IX 2015	I-IX 2014
	in 000 RSD	in 000 RSD
Revenues from lease to domestic legal persons	625,492	528,240
Revenues from lease to foreign legal persons	12,091	10,878
	<b>637,583</b>	<b>539,118</b>

11. PURCHASE VALUE OF SOLD GOODS	I-IX 2015	I-IX 2014
	in 000 RSD	in 000 RSD
Purchase value of sold retail goods	379	475
Purchase value of sold kerosene - re-export	67,549	530,845
	<b>67,928</b>	<b>531,320</b>

12. COSTS OF MATERIAL	I-IX 2015	I-IX 2014
	in 000 RSD	in 000 RSD
Costs of production material (basic materials, tools and inventory, working and official clothing and footwear)	43,204	61,808
Overhead costss of material (office material)	11,832	17,500
Costs of spare parts	16,235	50,857
Costs of tools and inventory	18,395	21,166
	<b>89,666</b>	<b>151,331</b>

<b>13. COSTS OF FUEL AND ENERGY</b>	<b>I-IX 2015</b>	<b>I-IX 2014</b>
	in 000 RSD	in 000 RSD
Costs of gasoline and diesel fuel	48,200	67,661
Costs of oil fuel for heating	22,364	13,746
Costs of electric energy	131,401	128,845
	<b>201,965</b>	<b>210,252</b>

<b>14. COSTS OF SALARIES, REIMBURSEMENTS AND OTHER PERSONAL EXPENDITURES</b>	<b>I-IX 2015</b>	<b>I-IX 2014</b>
	in 000 RSD	in 000 RSD
Gross salaries and salary reimbursements - employees	973,923	524,913
Gross salaries and salary reimburs. - management	23,286	23,242
Taxes and contributions at the cost of employer	178,501	98,107
Costs of reimburs. Per service contract and royalties	85	104
Costs of reimbursement for youth organizations etc.	407,835	408,947
Costs of reimburs. for natural persons - cont.on add.work	-	395
Costs of reimburs. for members of SB,SA, rev.committee	6,202	6,296
Transport of employees	41,356	27,676
Costs of business trip	7,005	4,587
Terminal wages and jubilee bonuses	1,176	667
Costs under the law on reduction of salaries in public sector	94,128	-
Other personal expenditures	7,177	4,367
	<b>1,740,674</b>	<b>1,099,301</b>

The cost benefits to youth cooperatives and other forms of engagement presented in the period I-IX 2015 in the amount of RSD 407.835 thousand, in the largest amount of RSD 268.725 thousand, relate to employee involvement through youth organizations and engagement under contract for temporary and occasional jobs in the amount of RSD 139.110 thousand, according to the needs and requirements of increasing volume of services.

<b>15. COSTS OF PRODUCTION SERVICES</b>	<b>I-IX 2015</b>	<b>I-IX 2014</b>
	in 000 RSD	in 000 RSD
Costs of engaging youth organizations for:		
- aircraft ground handling	25,232	171,592
-guarding etc.	23,559	210,715
IT services on passenger and baggage check-in	50,488	20,098
Costs of phone and other PTT services	17,097	20,895
Costs of maintenance services	101,945	113,786
Lease costs	25,496	28,099
Advertising costs	1,160	16,298
Costs of catering services of tenants-(re-invoiced to airlines)	1,708	31,552
Costs of utilities	20,954	21,308
Costs of other production services	5,050	7,945
	<b>272,689</b>	<b>642,288</b>

<b>16. COSTS OF LONG-TERM RESERVING</b>	<b>I-IX 2015</b>	<b>I-IX 2014</b>
	in 000 RSD	in 000 RSD
Costs of reserving for terminal wages	-	-
Costs of reserving for jubilee bonuses	-	-
Costs of reserving for litigations	8,000	6,000
	<b>8,000</b>	<b>6,000</b>



<b>17. INTANGIBLE COSTS</b>	<b>I-IX 2015</b>	<b>I-IX 2014</b>
	in 000 RSD	in 000 RSD
Costs of occupational health Air Serbia	7,051	7,932
Costs of cleaning services	37,482	40,832
Costs of engagement of OZB employees for:		
-technical support maintenance	4,505	52,293
-administration jobs (economic and legal)	17,294	86,665
Costs of other non-production services	36,295	48,502
Costs of representation	3,916	2,206
Costs of insurance	17,850	17,181
Costs of payment system	4,130	4,464
Membership	5,811	4,320
Property tax and other reimbursements	60,155	55,551
Other intangible costs	10,987	11,877
	<b>205,476</b>	<b>331,823</b>

<b>18. INTEREST INCOME</b>	<b>I-IX 2015</b>	<b>I-IX 2014</b>
	in 000 RSD	in 000 RSD
Interest in term deposits in RSD	65,148	16,954
Interest for RSD deposits in current accounts	24,557	5,174
Interest in term deposits in foreign currency	35,567	3,024
Interest for foreign currency in current accounts	7,735	16,268
Interest on housing loans	865	840
Interest on court decisions	512	30,814
	<b>134,384</b>	<b>73,074</b>

<b>19. POSITIVE EXCHANGE RATE DIFFERENCES AND POSITIVE EFFECT OF CURRENCY CLAUSE</b>	<b>I-IX 2015</b>	<b>I-IX 2014</b>
	in 000 RSD	in 000 RSD
Revenues from realized exchange rate differences	79,674	99,308
Revenues from non-realized exchange rate differences	9,827	15,748
Revenues from effects of contracted currency clause	168	93
	<b>89,669</b>	<b>115,149</b>

<b>20. INTEREST EXPENDITURES</b>	<b>I-IX 2015</b>	<b>I-IX 2014</b>
	in 000 RSD	in 000 RSD
Interest for long-term EIB loan	31,877	34,320
Interest for financial leasing	-	249
Default interest in the country	368	5,538
Interest for untimely paid public revenues	2,815	9
	<b>35,060</b>	<b>40,116</b>

<b>21. NEGATIVE EXCHANGE RATE DIFFERENCES AND NEGATIVE EFFECTS OF CURRENCY CLAUSE</b>	<b>I-IX 2015</b>	<b>I-IX 2014</b>
	in 000 RSD	in 000 RSD
Negative exchange rate differences-realized	61,271	21,349
Negative exchange rate differences- non-realized	29,181	37,851
Expenditures from effects of contr. currency clause-realized	529	481
Expenditures from effects of contr. Curr. clause-non-realized	1,991	-
	<b>92,972</b>	<b>59,681</b>

<b>22. INCOME FROM VALUE ADJUSTMENT OF OTHER ASSETS</b>	<b>I-IX 2015</b>	<b>I-IX 2014</b>
	in 000 RSD	in 000 RSD
Value adjustment of receivables:		
-from buyers	-	-
-for interests	-	-
-for housing loans	9,557	1,009
Other non-mentioned income	-	-
	<b>9,557</b>	<b>1,009</b>

<b>23. EXPENDITURES FROM VALUE ADJUSTMENT OF OTHER ASSETS</b>	<b>I-IX 2015</b>	<b>I-IX 2014</b>
	in 000 RSD	in 000 RSD
Value correction of doubtful and disputed receivables	2,074,444	1,369,198
	<b>2,074,444</b>	<b>1,369,198</b>

Impairment of receivables disclosed in the period I-IX 2015 in the amount of RSD 2,074,444 thousand for the most part, in the amount of RSD 2,021,581 thousand, refer to impairment of receivables from company JSC Air Serbia Belgrade, of which to receivables with maturity older than 60 days refer RSD 1,289,659 thousand, and to receivables up to 60 days RSD 612,182 thousand and to receivables not matured and older refer RSD 119,740 thousand.

<b>24. OTHER REVENUES</b>	<b>I-IX 2015</b>	<b>I-IX 2014</b>
	in 000 RSD	in 000 RSD
Revenues from sale of equipment and materials	898	1,494
Revenues of collected, corrected receivables from buyers	1,912,924	32,428
Revenues from cancel. of reser. for litigations and emp. benefits	289	623
Revenues from indemnity from legal and natural persons	2,242	9,283
Revenues from charged court costs	362	2,125
Revenues of previous years	1,599	430
Positive effects of contracted revaluation	2	-
Other non-mentioned revenues	74	10
	<b>1,918,390</b>	<b>46,393</b>

Income from collection of previously corrected receivables disclosed in the period I-IX 2015 in the amount of RSD 1,912,924 thousand in largest part amounting to RSD 1,897,107 thousand refer to the receivables collected from Public Debt Administration of the Republic of Serbia. Namely, under the Law on taking over liabilities of the company Air Serbia toward legal and physical entities for provided services and delivered goods and conversion of liabilities into public debt of the Republic of Serbia (Official Gazette of the RS142/2014 of 25.12.2014), the debt was taken over in the amount of RSD 4,290,638 thousand. On 29 December 2014, the Public Debt Administration of the Republic of Serbia has carried out settlement of the first part of liabilities of Air Serbia in the amount of RSD 2,145,319 thousand.

On 31 March 2015, the Public Debt Administration of the Republic of Serbia has carried out settlement of Part 2. Part of obligations of Air Serbia in the amount of RSD 2,145,319 thousand, of which the amount of RSD 1,897,107 thousand is recorded on the income of the first half of 2015 based on the collected value correction of receivables from Air Serbia, which was debited to expenditures of the Company in 2012 and 2013, on the basis of value adjustment of these receivables.

25. OTHER EXPENDITURES	I-IX 2015	I-IX 2014
	in 000 RSD	in 000 RSD
Loss from sale and write-off of equipment	81	413
Loss from sale and write-off of biological resources	5	
Expenditures arising from direct write-off of receivables	211	-
Litigation expenses	946	4,904
Costs fro humanitarian, health and scientific purposes	9,439	24,825
Expenditures of previous years	7,571	2,740
Other non-mentioned expenditures	953	9,385
Expenditures for trade unions	4,150	3,600
	<b>23,356</b>	<b>45,867</b>

26. PROFIT TAX		
a) Components of profit tax	I-IX 2015	I-IX 2014
	in 000 RSD	in 000 RSD
Period tax expenditure	379,038	150,880
Correction of tax expenditure	-	-
<b>Period tax expenditure after correction</b>	<b>379,038</b>	<b>150,880</b>
Deferred period tax expenditure	37,857	-
<b>Deferred period tax revenue</b>	<b>-</b>	<b>6,648</b>
	<b>416,895</b>	<b>144,232</b>

b) Reconciliation of profit tax and product of result from operation before tax and prescribed tax rate	I-IX 2015	I-IX 2014
	in 000 RSD	in 000 RSD
Profit before tax	2,994,484	1,404,630
Profit tax calculated at rate of 15%	449,172	210,694
Tax effect of expenditures not acknow. in tax balance	116,557	14,500
Tax credit for investment in fixed assets of the current period	-	-
Tax credit for investment in fixed assets of the previous years	(186,691)	(74,314)
Other-effect of differences in the transfer pricing on income tax	-	-
Period tax expenditure	<b>379,038</b>	<b>150,880</b>

26. PROFIT TAX (cont'd.)

Account of deferred tax liabilities and assets on 30.09.2015 and on 31.12.2014 is shown in the following table:

<b>y) Table of changes in deferred tax assets and tax liabilities</b>	<b>30.09.2015</b>	<b>31.12.2014</b>
	in 000 RSD	in 000 RSD
<b>Deferred tax assets</b>		
Balance on 1 January	245,818	
Subsequent recognized deferred tax credits	(50,528)	237,201
Deferred tax assets for term wages	(1,211)	7,952
Deferred tax assets for unpaid taxes	(496)	665
Balance on 31 December	193,583	245,818
<b>Deferred tax liabilities</b>		
Balance on 1 January	456,428	435,863
Effects arising from the valuation of property, plant and equipment	-	26,218
Effects arising from assessment of actuarial gains	-	913
Temporary differences between tax and accounting amortization	(14,378)	(6,566)
Balance on 31 December	442,050	456,428
<b>Deferred tax liabilities - offsetting balance</b>	<b>248,467</b>	<b>210,610</b>

<b>g) Achieved, unused and unrecognized tax credit (TC)</b>				<b>in 000 RSD</b>
	Year of expiry	Amount of transferred TC	Used TC	Outstanding TC for transfer
Year of origination of tax credit		from 2014	in 2015	30.09.2015
2006	2016	93,719	93,719	-
2007	2017	33,154	33,154	-
2008	2018	57,663	57,663	-
2012	2022	156,179	2,155	154,024
2013	2023	188,815	-	188,815
2014		-	-	-
<b>Balance of tax credit ( TC )</b>		<b>529,530</b>	<b>186,691</b>	<b>342,839</b>

<b>27. PROFIT PER SHARE</b>	<b>I-IX 2015</b>	<b>I-IX 2014</b>
	in 000 RSD	in 000 RSD
Net profit for owners	2,577,589	1,260,398
Net profit correction	-	-
<b>Net profit after correction</b>	<b>2,577,589</b>	<b>1,260,398</b>
Average weighted number of shares	34,289,350	34,289,350
Основна зарада по акцији у динарима	<b>75.17</b>	<b>36.76</b>

in 000 RSD.

28. INTANGIBLE ASSETS, PROPERTY, PLANT AND EQUIPMENT AND BIOLOGICAL RESOURCES	Intangible assets	Land	Buildings	Equipment	Investment property	Other property, plants and equipment	Investments in progress	Advances	Total- property, plants and equipment	Biological resources - livestock
<b>Purchase value</b>										
Initial balance, 01.01.2014	37,234	9,034,813	10,403,526	3,413,161	20,963	3,619	1,219,824	32,702	24,128,608	266
Initial balance correction	-	-	-	-	-	-	-	-	-	-
<b>Balance on 01.01.2014 after correction</b>	<b>37,234</b>	<b>9,034,813</b>	<b>10,403,526</b>	<b>3,413,161</b>	<b>20,963</b>	<b>3,619</b>	<b>1,219,824</b>	<b>32,702</b>	<b>24,128,608</b>	<b>266</b>
Purchaser during the year	22,428	-	-	321,374	-	-	784,858	-	784,858	-
Transfer from current investments	-	-	1,677,540	(7,043)	-	-	(1,998,914)	-	(14,736)	-
Alienation, disbursement and sale	(24,373)	-	(7,693)	-	-	-	-	(1,437)	(1,437)	-
Other	-	-	-	-	-	-	-	-	-	-
<b>Assets fair value est. on 31.12.2014</b>	<b>-</b>	<b>-</b>	<b>-</b>	<b>-</b>	<b>-</b>	<b>-</b>	<b>-</b>	<b>-</b>	<b>-</b>	<b>-</b>
Revaluation reserves	-	85,855	35,890	53,042	-	-	-	-	174,787	-
Revaluation revenues	-	-	3,551	36,690	504	-	-	-	40,745	-
Revaluation expenditures	-	-	(86)	(34)	-	-	-	-	(120)	(101)
Current value reduced by accum.amortiz.	-	-	(2,010,163)	(1,496,764)	-	-	-	-	(3,506,927)	-
<b>Final balance, 31.12.2014</b>	<b>35,289</b>	<b>9,120,668</b>	<b>10,102,565</b>	<b>2,320,426</b>	<b>21,467</b>	<b>3,619</b>	<b>5,768</b>	<b>31,265</b>	<b>21,605,778</b>	<b>165</b>
<b>Value correction</b>										
Initial balance, 01.01.2014	27,956	-	1,559,862	1,151,327	-	-	-	12,691	2,723,880	-
Initial balance correction	-	-	-	-	-	-	-	-	-	-
<b>Balance on 01.01.2014 after correction</b>	<b>27,956</b>	<b>-</b>	<b>1,559,862</b>	<b>1,151,327</b>	<b>-</b>	<b>-</b>	<b>-</b>	<b>12,691</b>	<b>2,723,880</b>	<b>-</b>
Amortization in the current year	5,783	-	454,858	356,395	-	-	-	-	811,253	-
Alienation, disbursement and sale	(24,373)	-	(4,557)	(6,690)	-	-	-	-	(11,247)	-
Reversal of impairment at assets fair value estimation 31.12.2014	-	-	(2,010,163)	(1,496,764)	-	-	-	-	(3,506,927)	-
Advance impairment	-	-	-	-	-	-	-	3,121	3,121	-
<b>Final balance, 31.12.2014</b>	<b>9,366</b>	<b>-</b>	<b>-</b>	<b>4,268</b>	<b>-</b>	<b>-</b>	<b>-</b>	<b>15,812</b>	<b>20,080</b>	<b>-</b>
<b>Net current value, 31.12.2014</b>	<b>25,923</b>	<b>9,120,668</b>	<b>10,102,565</b>	<b>2,316,158</b>	<b>21,467</b>	<b>3,619</b>	<b>5,768</b>	<b>15,453</b>	<b>21,585,698</b>	<b>165</b>
<b>Net current value, 31.12.2013</b>	<b>9,278</b>	<b>9,034,813</b>	<b>8,843,664</b>	<b>2,261,834</b>	<b>20,963</b>	<b>3,619</b>	<b>1,219,824</b>	<b>20,011</b>	<b>21,404,728</b>	<b>266</b>

28. INTANGIBLE ASSETS, PROPERTY, PLANT AND EQUIPMENT AND BIOLOGICAL RESOURCES (Cont'd.)											in 000 RSD.
DESCRIPTION	Intangible assets	Land	Buildings	Equipment	Investment property	Other property, plants and equipment	Investments in progress	Advances	Total property, plants and equipment	Biological resources - livestock	
<b>Purchaser value</b>											
Initial balance, 01.01.2015	35,289	9,120,668	10,102,565	2,320,426	21,467	3,619	5,768	31,265	21,605,778	165	
Initial balance correction	-	-	-	-	-	-	-	-	-	-	
<b>Balance on 01.01.2015 after correc.</b>	<b>35,289</b>	<b>9,120,668</b>	<b>10,102,565</b>	<b>2,320,426</b>	<b>21,467</b>	<b>3,619</b>	<b>5,768</b>	<b>31,265</b>	<b>21,605,778</b>	<b>165</b>	
Purchase during the year	55,168	-	-	-	-	-	370,401	-	370,401	-	
Transfer from current investments	-	-	45,287	255,498	-	-	(300,785)	-	-	-	
Alienation, disbursement and sale	-	-	(43)	(2,981)	-	-	-	-	(3,024)	(5)	
Other	-	-	-	-	-	-	-	6,492	6,492	-	
<b>Final balance, 30.09.2015</b>	<b>90,457</b>	<b>9,120,668</b>	<b>10,147,809</b>	<b>2,572,943</b>	<b>21,467</b>	<b>3,619</b>	<b>75,384</b>	<b>37,757</b>	<b>21,979,647</b>	<b>160</b>	
<b>Value correction</b>											
Initial balance, 01.01.2015	9,366	-	-	4,268	-	-	-	15,812	20,080	-	
Initial balance correction	-	-	-	-	-	-	-	-	-	-	
<b>Balance on 01.01.2015 after correct.</b>	<b>9,366</b>	<b>-</b>	<b>-</b>	<b>4,268</b>	<b>-</b>	<b>-</b>	<b>-</b>	<b>15,812</b>	<b>20,080</b>	<b>-</b>	
Amortization in the current year	12,601	-	308,184	251,419	-	-	-	-	559,603	-	
Alienation, disbursement and sale	-	-	(25)	(954)	-	-	-	-	(979)	-	
<b>Final balance, 30.09.2015</b>	<b>21,967</b>	<b>-</b>	<b>308,159</b>	<b>254,733</b>	<b>-</b>	<b>-</b>	<b>-</b>	<b>15,812</b>	<b>578,704</b>	<b>-</b>	
<b>Net current value, 30.09.2015</b>	<b>68,490</b>	<b>9,120,668</b>	<b>9,839,650</b>	<b>2,318,210</b>	<b>21,467</b>	<b>3,619</b>	<b>75,384</b>	<b>21,945</b>	<b>21,400,943</b>	<b>160</b>	
<b>Net current value, 31.12.2014</b>	<b>25,923</b>	<b>9,120,668</b>	<b>10,102,565</b>	<b>2,316,158</b>	<b>21,467</b>	<b>3,619</b>	<b>5,768</b>	<b>15,453</b>	<b>21,585,698</b>	<b>165</b>	

Total investments in progress in the reporting period amounted to EUR 300,785 thousand, of which to the newly supplied equipment in operation refer 255,498 thousand (for 2 De-icing vehicles for de-icing and anti-icing of aircraft in the amount of RSD 129,800 thousand, one apron bus in the amount of RSD 30,424 thousand, equipment for recovery of aircraft of RSD 17,343 thousand, x-ray units in the amount of RSD 11,316 thousand, computer equipment the amount of 37,547 thousand dinars and other equipment in the amount of RSD 29,068 thousand, and to increase of value of construction facilities – terminal building refer RSD 45,287 thousand.

Total investment in intangible assets amounted to RSD 55.168 thousand relating to the extension and expansion of Microsoft's license for a period of three years in the amount of RSD 34.390 thousand and other intangible assets in the amount of RSD 20.778 thousand.  
Balance of investments in progress on 30.09.2015 amounts to RSD 75,384 thousand.

<b>29. PARTICIPATION IN CAPITAL OF OTHER LEGAL ENTITIES AND OTHER SECURITIES</b>	<b>30.09.2015</b>	<b>31.12.2014</b>
	in 000 RSD	in 000 RSD
Privredna banka a.d. Beograd	392	392
<i>Minus: value correc.of partic.in capital of banks in bankruptcy</i>	(392)	(392)
	-	-
<b><i>Participation in capital of banks in liquidation</i></b>		
Union banka a.d. Beograd- in liquidation	667	667
Beogradska banka a.d. Beograd- in liquidation	18,988	18,988
Beobanka a.d. Beograd- in liquidation	38	38
	19,693	19,693
<i>Minus: value correc.of partic.in capital of banks in liquidation</i>	(19,693)	(19,693)
	-	-
<b><i>Participation in capital of foreign legal entities</i></b>		
Mondial Bodrum - Turkey	358,598	358,598
Societe International de Telecom. Aeronautiques Swisse (SITA)	1	1
<i>Minus: value corr.of particip. in capital of Mondial Bodrum-Turkey</i>	(358,598)	(358,598)
	1	1
	<b>1</b>	<b>1</b>

<b>30. OTHER LONG-TERM FINANCIAL INVESTMENTS</b>	<b>30.09.2015</b>	<b>31.12.2014</b>
	in 000 RSD	in 000 RSD
Membership in Societe International de Telecommunications Aeronautiques Swisse (SITA)	6,157	5,750
Long-term time deposits	-	-
Long-term loans to employees	295,136	318,796
Receivables for sold socially owned housing	1,206	1,250
Receivables for purchase of solidarity housing	2,767	3,038
Total gross	305,266	328,834
Current maturities of long-term investments in Societe International de Telecommunications Aeronautiques Swisse	(558)	(521)
Current maturities of long-term loans to employees	(6,938)	(15,371)
Adjustment to fair value of long-term loans to employees	(200,992)	(210,168)
	<b>96,778</b>	<b>102,774</b>

Long-term loans granted to employees as at 30.09.2015 amounted RSD 299,109 thousand (including current maturities in the amount of 6,938 thousand), and the effects of fair value for the portion of long-term loans amounted to 200,992 thousand dinars and 266 thousand dinars for the part that relates to the current portion of long-term loans. The above statements relating to loans granted to employees for meeting the housing needs given for a period of 20 - 40 years. The estimate of the fair value of housing loans as on 31.12.2014, is performed by the Institute for Economic Research in Belgrade, the projection of future cash flows from collection of receivables for housing loans using discount rates (built-up method): 10% to 20% depending on whether and in what intervals housing Loans revalued or contracted with currency clause, whether they have contracted rate or contracted without interest rates.

<b>31. MATERIAL, SPARE PARTS, TOOLS AND SUPPLIES- ADP 0045</b>	<b>30.09.2015</b>	<b>31.12.2014</b>
	in 000 RSD	in 000 RSD
Basic material	102,550	91,990
Spare parts	21,866	15,117
Tools and supplies	8,432	2,763
Value correction of material and spare parts stock	(62)	(62)
	<b>132,786</b>	<b>109,808</b>

<b>32. GOODS - ADP 0048</b>	<b>30.09.2015</b>	<b>31.12.2014</b>
	in 000 RSD	in 000 RSD
Goods in warehouse-kerosene	8,360	20,585
Goods in retail trade	51	27
	<b>8,411</b>	<b>20,612</b>

<b>33. ADVANCES FOR SUPPLIES AND SERVICES- ADP 0050</b>	<b>30.09.2015</b>	<b>31.12.2014</b>
	in 000 RSD	in 000 RSD
Advances for services in the country	24,773	1,470
Advances for foreign services	741	635
Advance value correction	(1,079)	(1,079)
	<b>24,435</b>	<b>1,026</b>

<b>34. BUYERS IN THE COUNTRY</b>	<b>30.09.2015</b>	<b>31.12.2014</b>
	in 000 RSD	in 000 RSD
<b>Total balance of receivables from buyers in the country</b>	<b>3,055,827</b>	<b>3,293,944</b>
-Value correction of the previous period	(721,633)	(2,066,369)
-Value correction of the current period	(2,059,618)	(550,860)
<b>Total balance of value receivables</b>	<b>(2,781,251)</b>	<b>(2,617,229)</b>
	<b>274,576</b>	<b>676,715</b>

Receivables from the buyers in the country on 30.09.2015 in the amount of RSD 3,055,827 thousand for the most part, in the amount of RSD 2,535,882 thousand, refer to receivable from Air Serbia of which the amount of RSD 514,301 thousand for services rendered in the period 01.10 2014 - 31.12.2014 and amount of RSD 2,021,581 thousand for services in the period 01.01.2015 – 30.09.2015. The remaining amount of receivables of RSD 519,945 thousand refer to receivables from: JAT-Tehnika (RSD 184,765 thousand), Dufry d.o.o. (RSD 86,712 thousand), Aviogeneks (RSD 41,812 thousand), Internacionala CG (RSD 41,492 thousand) Air Serbia-Catering (RSD 33,791 thousand) and other domestic buyers (RSD 131,373 thousand).

Total value correction of receivables from buyers in the country amounts to RSD 2,781,251 thousand with major part referring to value correction of receivables from Air Serbia in the amount of RSD 2,535,882 thousand, value correction of receivables from JAT-Tehnika (RSD 89,151 thousand), from Aviogeneks (RSD 39,549 thousand), from Internacionala CG (RSD 41,492 thousand), Air Serbia-Catering (RSD 30,370 thousand) and other domestic buyers (RSD 44,807 thousand).



<b>35. BUYERS ABROAD</b>	<b>30.09.2015</b>	<b>31.12.2014</b>
	in 000 RSD	in 000 RSD
<b>Total balance of receivables from foreign buyers - gross</b>	<b>744,279</b>	<b>483,711</b>
-Value correction of the previous period	(15,257)	(14,761)
-Value correction of the current period	(11,582)	(841)
<b>Total balance of value receivables</b>	<b>(26,839)</b>	<b>(15,602)</b>
	<b>717,440</b>	<b>468,109</b>

<b>36. OTHER RECEIVABLES</b>	<b>30.09.2015</b>	<b>31.12.2014</b>
	in 000 RSD	in 000 RSD
Receivables from buyers in the contry for default interest	4,483	21,100
Receivables for interest on term deposits	54,498	24,780
Receivables from employees	1,583	1,043
Other receivables	29,695	19,493
Receivables for overpaid income tax	19,031	-
<b>Total receivables - gross</b>	<b>109,290</b>	<b>66,416</b>
-Value corr.from buyers for default interest of previous years	(1,166)	(17,413)
-Value corr.from buyers for default interest of the current year	(3,244)	(639)
-Value corr.from employees of the earlier peiod	(788)	(788)
-Value corr.of other receivables	(2,452)	(2,452)
<b>Total balance of value correction</b>	<b>(7,650)</b>	<b>(21,292)</b>
	<b>101,640</b>	<b>45,124</b>

<b>37. SHORT-TERM CREDITS AND LOANS IN THE COUNTRY</b>	<b>30.09.2015</b>	<b>31.12.2014</b>
	in 000 RSD	in 000 RSD
Short-term loans to employees (wint. stores, heat. means - 6 months)	51,290	34,818
	<b>51,290</b>	<b>34,818</b>

<b>38. OTHER SHORT-TERM FINANCIAL INVESTMENTS</b>	<b>30.09.2015</b>	<b>31.12.2014</b>
	in 000 RSD	in 000 RSD
Short-term deposits	4,023,562	1,981,061
Current maturities of loans given to employees	6,938	15,371
Curr.maturities of long-term investments in Societe International de Telecomm.Aeronautiques Swisse (SITA)	558	521
	<b>4,031,058</b>	<b>1,996,953</b>
Adjustment to fair value of loans given to employees	(266)	(647)
	<b>4,030,792</b>	<b>1,996,306</b>

<b>39. SHORT-TERM DEPOSITS BY BANKS</b>	<b>30.09.2015</b>	<b>31.12.2014</b>
	in 000 RSD	in 000 RSD
Hypo Alpe Adria Bank a.d., Beograd		952,916
Komercijalna banka Beograd	232,869	362,875
Aik banka	359,247	302,395
Piraeus banka a.d. Beograd	1,031,615	362,875
Alpha banka Srbija	624,063	-
Procredit banka	239,498	-
Jubmes banka	419,122	-
Sberbank Srbija	254,166	-
Banka Intesa	212,982	-
Vojvođanska banka	200,000	-
Findomestic banka	200,000	-
Eurobank EFG	200,000	-
Oportunity banka	50,000	-
	<b>4,023,562</b>	<b>1,981,061</b>

Short-term deposits with balance on 30.09.2015 shown in the amount of RSD 4,023,562 thousand, related to foreign currency and dinar time deposits, the deposit period of up to six months, with interest rate for the EUR of 1.5% - 2.5%, for USD - of 1.52 - 1.85 % and term deposits in RSD for six months, with interest rate of 6.0 - 6.75%.

40. CHANGES ON VALUE CORRECTION till 30.09.2015							in 000 RSD
Description of change on value correction	Cash and cash equivalents (Note 41)	Long-term financial investments (Note 30)	Stock of material and spare parts (Note 31)	Advances for material and services (Note 33)	Receivables from buyers for goods, services and default interest (Notes 34, 35, 36)	Short-term financial investments (Note 38)	Total
Initial balance 01.01.2014	-	169,327	62	755	4,308,052	326	4,478,522
Correction at cost of current period	-	-	-	1,079	553,153	-	554,232
Devaluation of long-term finan.invest.and securities	-	-	-	-	-	-	-
Charged corrected receivables	-	(1,143)	-	-	(2,178,011)	(255)	(2,179,409)
Value reconciliation	-	48,771	-	-	-	608	49,379
Write-off	-	(6,787)	-	(755)	(18,243)	(32)	(25,817)
Exchange rate differences	-	-	-	-	1,116	-	1,116
Other	-	-	-	-	(11,944)	-	(11,944)
<b>Final balance 31.12.2014</b>	-	<b>210,168</b>	<b>62</b>	<b>1,079</b>	<b>2,654,123</b>	<b>647</b>	<b>2,866,079</b>
Correction at cost of current period	-	-	-	-	2,074,444	-	2,074,444
Devaluation of long-term finan.invest.and securities	-	-	-	-	-	-	-
Charged corrected receivables	-	-	-	-	(1,912,924)	-	(1,912,924)
Value reconciliation	-	(9,176)	-	-	-	(381)	(9,557)
Write-off	-	-	-	-	-	-	-
Exchange rate differences	-	-	-	-	97	-	97
Other	-	-	-	-	-	-	-
<b>Final balance 30.09.2015</b>	-	<b>200,992</b>	<b>62</b>	<b>1,079</b>	<b>2,815,740</b>	<b>266</b>	<b>3,018,139</b>

<b>41. CASH AND CASH EQUIVALENTS</b>	<b>30.09.2015</b>	<b>31.12.2014</b>
	in 000 RSD	in 000 RSD
Current account - in RSD	161,600	2,118,809
Current account - in foreign currency	402,849	680,987
Treasury	8	1,767
Other funds	2,928	2,288
<b>Total cash- balance</b>	<b>567,385</b>	<b>2,803,851</b>

<b>42. PREPAYMENTS AND ACCRUED INCOME</b>	<b>30.09.2015</b>	<b>31.12.2014</b>
	in 000 RSD	in 000 RSD
Prepaid VAT + overpaid VAT	1,711	16,165
Prepaid insurance costs for the future period	12,608	8,801
Prepaid other costs for the future period	5,538	8,738
Calculated and non-invoiced income for the current period	0	11,828
Pre-calculated costs	1,869	0
	<b>21,726</b>	<b>45,532</b>

### 43. SHARE CAPITAL

On the basis of the Law on amendments and supplements to the Law on right to free shares and financial compensation realized by the citizens in the privatization process, the Company was obliged to carry out a change of legal form until 30 September 2010 and disclose its capital in shares of a certain nominal value of the based on the adjusted book value of equity. In 2010, on the basis of Resolution of the Government of the Republic of Serbia No.023-448 / 2010-1, recommendations were made to the Company, to make a selection of the best consultant who will assess the market value of equity and provide assistance in preparing and carrying out the legal changes of the form from a public company into a stock company.

The Government of the Republic of Serbia on 17 June 2010 adopted the Decision No.023-4432 / 2010 on the legal form of the Company from a public company into a closed joint stock company.

The change is registered at the Business Registers Agency by Decision No. BD 68460/2010 dated 22 June 2010, subscribing capital in total amount of EUR 214,556,965, which on the date of entry was RSD 20,573,610 thousand.

In the Central Securities Depository, on 7 July 2010, was registered 34,289,350 shares with a nominal value of RSD 600 per share, which were on 31.12.2010 in the property of the Republic of Serbia.

In accordance with the Law on right to free shares and financial compensation realized by the citizens in the privatization procedure ("Official Gazette" no. 123/07 and 30/10) on 09 December 2010 based on the Decision of the Government of the Republic of Serbia No. 023- 9103 / 2010-1, right to transfer 16.85% of the Company ownership acquired citizens of the Republic of Serbia, employees and ex-employees of the Company.

On 21 January 2011, the Company's Assembly adopted the Decision No. 21-2/1 on the conversion of the Company from closed into open joint stock company. The change was registered at the Business Registers Agency by Decision No. BD 765/2011 dated 24 January 2011.

**43. SHARE CAPITAL (cont'd.)**

The capital structure after the transfer of ownership of the data from the Central Securities Depository and Clearing House on 25 January 2011, was as follows:

<i>Share capital 25.01.2011 (transition to open joint-stock company)</i>	Value in RSD thousand	Number of shares	% of particip.
Republic of Serbia	17,107,193	28,511,988	83.15%
Employee and ex-employee of the Company	574,004	956,673	2.79%
Citizens of Republic of Serbia	2,892,413	4,820,689	14.06%
	<b>20,573,610</b>	<b>34,289,350</b>	<b>100.00%</b>

The capital structure on 30.09.2015 and 31.12.2014 was the following:

Shareholder	30.09.2015			31.12.2014		
	Value in 000 RSD	Number of shares	% particip.	Value in 000 RSD	Number of shares	% particip.
Republic of Serbia	17,106,319	28,510,531	83.15%	17,106,316	28,510,526	83.15%
Domestic and foreign natural persons	2,043,863	3,406,438	9.93%	2,098,404	3,497,340	10.20%
Domestic and foreign legal entities	684,978	1,141,630	3.33%	674,207	1,123,679	3.28%
Custody entities	738,451	1,230,751	3.59%	694,683	1,157,805	3.38%
	<b>20,573,610</b>	<b>34,289,350</b>	<b>100.00%</b>	<b>20,573,610</b>	<b>34,289,350</b>	<b>100.00%</b>

<b>44. RESERVES</b>	30.09.2015	31.12.2014
	in 000 RSD	in 000 RSD
Legal reserves	-	-
Statutory reserves	2,842,810	1,534,430
	<b>2,842,810</b>	<b>1,534,430</b>

<b>45. REVALUATION RESERVES BASED ON THE REVALUATION OF PROPERTY, PLANT AND EQUIPMENT</b>	30.09.2015	31.12.2014
	in 000 RSD	in 000 RSD
Revaluation reserves for land	72,977	85,855
Recognition of DTL charged to revaluation reserves	-	(12,878)
Revaluation reserves for buildings	30,506	35,890
Recognition of DTL charged to revaluation reserves	-	(5,384)
Revaluation reserves for equipment	44,907	53,042
Recognition of DTL charged to revaluation reserves	-	(7,956)
<b>Total revaluation reserves</b>	<b>148,390</b>	<b>174,787</b>
<b>Total recognition of DTL charged to revaluation reserves</b>	<b>-</b>	<b>(26,218)</b>
<b>Total net revaluation reserves</b>	<b>148,390</b>	<b>148,569</b>

<b>46. ACTUARIAL GAINS</b>	30.09.2015	31.12.2014
	in 000 RSD	in 000 RSD
Actuarial gains on reserves for retirement benefits	5,177	6,090
Recognition of DTL (deferred tax liabilities) charged to revaluation reserves	-	(913)
	<b>5,177</b>	<b>5,177</b>

<b>47. NON-DISTRIBUTED PROFIT</b>	<b>30.09.2015</b>	<b>31.12.2014</b>
	in 000 RSD	in 000 RSD
<b>Initial balance 01.01.</b>	<b>2,695,507</b>	<b>16,205</b>
Initial balance correction	-	(2,884)
<b>Corrected initial balance 01.01.</b>	<b>2,695,507</b>	<b>13,321</b>
Distribution of undistributed profit for dividend	(1,333,170)	(8,230)
Transfer to statutory reserves	(1,308,380)	(5,091)
Participation of employees in profit distribution	(53,957)	-
<b>Net profit of the current period</b>	<b>2,577,589</b>	<b>3,417,984</b>
Decision on distribution of interim dividend	1,314,997	722,477
Profit of the current period from transfer of rev.res. at selling fixed assets	3	-
	<b>1,262,595</b>	<b>2,695,507</b>

At the meeting of the Supervisory Board held on 18 December 2014, a decision was made on the distribution of interim dividend No. 05-193 / 1, in the amount of RSD 722.477 thousand, based on interim financial statements for the period from January to October 2014.

Payment of interim dividend in the amount of RSD 722,477 thousand is made to major shareholder RS for 2014 (RSD 600,717 thousand) ON 26.02.2015, and to other shareholders (RSD 121,760 thousand) on 23.09.2015.

The decision on the distribution of undistributed profit in 2014 is made on a regular meeting of the Assembly of the Company held on 23 June 2015. Payment of dividend to the majority shareholder RS (RSD 1,108,489 thousand) was made on 26 June 2015, and to other shareholders (RSD 224,681 thousand) on 23.09.2015. Dividend payment for 2013, to other shareholders, was made 21.09.2015. Payment of the participation of employees in profit in the amount of RSD 53,957 thousand was made on 24 July 2015.

At the meeting of the Supervisory Board held on 28 August 2015, based on financial statements for the period from January 1 to June 30, 2015, was decided on the distribution of interim dividends in the amount of RSD 1,314,997 thousand (for RS 1,093,379 thousand dinars and 221,618 thousand dinars for small shareholders). The payment of the part of interim dividend to majority shareholder RS for 2015 in the amount of RSD 500,000 thousand, is made on 15.09.2015.

<b>48. LONG-TERM RESERVES</b>	<b>30.09.2015</b>	<b>31.12.2014</b>
	in 000 RSD	in 000 RSD
Reserves for terminal pays for employees	44,942	46,924
Reserves for jubilee bonuses	60,180	64,313
Reserves for litigations	70,664	74,090
	<b>175,786</b>	<b>185,327</b>

#### 49. CHANGES ON LONG-TERM RESERVES

Changes in long-term provisions for retirement benefits, jubilee awards and litigations in period I-IX 2015 and 2014 are shown in the following table:

**49. CHANGES ON LONG-TERM RESERVES (cont'd.)**

	Terminal wages	Jubilee bonuses	Total	Litigations
Balance on 01.01.2014	48,501	66,217	114,718	61,936
Reserves during the year	10,910	4,308	15,218	38,930
Actuarial gains	(6,090)	0	(6,090)	-
Cancellation during the year	-	(1)	(1)	(1,132)
Pay off during the year	(6,397)	(6,211)	(12,608)	(25,644)
<b>Balance on 31.12.2014</b>	<b>46,924</b>	<b>64,313</b>	<b>111,237</b>	<b>74,090</b>
Balance on 01.01.2015	46,924	64,313	111,237	74,090
Reserves during the current year	0	0	0	8,000
Actuarial gains	-	-	-	-
Cancellation during the current year	(38)	(17)	(55)	(234)
Pay off during the year	(1,944)	(4,116)	(6,060)	(11,192)
<b>Balance on 30.09.2015</b>	<b>44,942</b>	<b>60,180</b>	<b>105,122</b>	<b>70,664</b>

49. The assumptions used when making calculation of reserves for retirement benefits	2015	2014
Discount rate	-	8.00%
Estimated growth rate of average earnings	-	2.00%
Fluctuation percentage	-	2.00%
Amount of average net earning in XI/2014	-	81,020
Total number of employees on 31.12.	-	475
Number of retired workers who received terminal pay at retirement	-	20

in 000 RSD

49a. The calculation of the reserves for employee benefits as of 31.12.2014	Retirement benefits	Jubilee bonuses
	in 000 RSD	in 000 RSD
<b>1. Reserves on 31.12.2013 in the business books of the Company</b>	<b>48,501</b>	<b>66,217</b>
2. Adjusted reserves for retirement benefits on 31.12.2013 due to change of benefit plan	50,282	-
3. Reserves on 31.12.2013 applying assumptions valid at the date of the previous calculation	53,014	56,743
4. Cancellation of provisions during 2014 in the business books of the Company	(6,397)	6212
<b>5. Reserves on 31.12.2014</b>	<b>46,924</b>	<b>64,313</b>
6. Interest expense	4,022	4,800
7. The cost of current work	(1,290)	8,062
8. The cost of past work	8,178	-
9. Actuarial (gain) /loss	(6,090)	7,569
<b>10. The total net change in the amount reserved (6+7+8+9)</b>	<b>4,820</b>	<b>4,308</b>

<b>50. LONG-TERM LOANS</b>	<b>30.09.2015</b>	<b>31.12.2014</b>
	in 000 RSD	in 000 RSD
Abroad	918,272	990,089
Current maturities	(37,897)	(100,824)
	<b>880,375</b>	<b>889,265</b>

<b>51. LONG-TERM LOANS</b>	<b>Annual interest rate</b>	<b>Date of maturity</b>	<b>Remaining amount 30.09.2015 (EUR)</b>	<b>30.09.2015 in 000 RSD</b>	<b>31.12.2014 in 000 RSD</b>
<u>Long-term loans abroad</u>					
European Investment Bank	4,07-5,16%	2025	7,645,362.96	918,272	990,089
<b>Total long-term loans (a+b)</b>			<b>7,645,362.96</b>	<b>918,272</b>	<b>990,089</b>
Current maturities of long-term loans:			-315,524.19	-37,897	-100,824
			<b>7,329,838.77</b>	<b>880,375</b>	<b>889,265</b>

Long-term loans abroad reported on 30.09.2015 in the amount of RSD 918,272 thousand (EUR 7,645,362.96), relate to the remaining obligations under the Agreement on financing the project of urgent rehabilitation of transport concluded on 13.12.2001 between the EIB and the Republic of Serbia. The said contract, the Company was granted a loan in the amount of 13,000,000 euros for investment and rehabilitation of airport infrastructure. The loan was granted with a repayment period up to 2025, with an interest rate of 5.16% for the first tranche of 3,000,000.00 EUR, 4.85% for the second tranche of 3,000,000.00 Euros and 4.07% for the third tranche of 7,000,000.00 EUR. Repayment of the first tranche of the loan shall be made in 31 equal semi-annual instalments starting from 05.12.2007; the second tranche is repayable in 30 equal semi-annual instalments starting from 20.02.2009, while the third tranche began to be repaid from 20.06.2010 in 32 instalments.

<u>receivables from long-term loans</u>	<b>Principle</b>		<b>Non-booked interest</b>	
	<b>30.09.2015</b>	<b>31.12.2014</b>	<b>30.09.2015</b>	<b>31.12.2014</b>
	in 000 RSD	in 000 RSD	in 000 RSD	in 000 RSD
up to one year	37,897	100,824	15,721	42,899
from one year up to two years	99,816	100,824	37,968	38,351
from two years up to three	99,816	100,824	33,466	33,804
from three years up to four	99,816	100,824	28,963	29,256
from four years up to five	99,816	100,824	24,461	24,708
from five years up to ten years	428,564	432,891	56,864	57,438
over ten years	52,547	53,078	1,603	1,620
	<b>918,272</b>	<b>990,089</b>	<b>199,046</b>	<b>228,076</b>



<b>52. OTHER SHORT-TERM FINANCIAL LIABILITIES</b>	<b>30.09.2015</b>	<b>31.12.2014</b>
	in 000 RSD	in 000 RSD
<i>Current maturities</i>		
Long-term loan EIB	37,897	100,824
Other long-term liabilities-financial leasing	-	-
	<b>37,897</b>	<b>100,824</b>

<b>53. RECEIVED ADVANCES, DEPOSITS AND SECURITY</b>	<b>30.09.2015</b>	<b>31.12.2014</b>
	in 000 RSD	in 000 RSD
Advances received from domestic buyers	32,793	16,784
Advances received from foreign buyers	15,378	14,129
Subscriptions from domestic buyers	5,685	5,933
Subscriptions from foreign buyers	13,328	10,586
	<b>67,184</b>	<b>47,432</b>

<b>54. SUPPLIERS IN THE COUNTRY</b>	<b>30.09.2015</b>	<b>31.12.2014</b>
	in 000 RSD	in 000 RSD
Suppliers in the country-for services	75,930	66,953
Suppliers in the country-for investments in progress	3,382	58,095
Suppliers in the country-for equipment	8,190	7,698
	<b>87,502</b>	<b>132,746</b>

<b>55. SUPPLIERS ABROAD</b>	<b>30.09.2015</b>	<b>31.12.2014</b>
	in 000 RSD	in 000 RSD
Suppliers abroad-for services	10,786	21,879
Suppliers abroad-for equipment	-	10,770
	<b>10,786</b>	<b>32,649</b>

<b>56. OTHER LIABILITIES FROM OPERATION</b>	<b>30.09.2015</b>	<b>31.12.2014</b>
	in 000 RSD	in 000 RSD
Other liabilities from operation-for charged purch.on behalf of com	22,660	6,504
Other liabilities from operation	1,339	739
	<b>23,999</b>	<b>7,243</b>

<b>57. OTHER SHORT-TERM LIABILITIES</b>	<b>30.09.2015</b>	<b>31.12.2014</b>
	in 000 RSD	in 000 RSD
Liabilities for salaries	94,146	-
Liabilities for interest	-	-
Liabilities for dividend from 2013	-	1,394
Liabilities for dividend from 2014	-	722,477
Liabilities for dividend from 2015	814,997	-
Liabilities arising from participation in the profits-net	3	3
Other short-term liabilities	21,806	9,913
	<b>930,952</b>	<b>733,787</b>

<b>58. LIABILITIES FOR VAT</b>	<b>30.09.2015</b>	<b>31.12.2014</b>
	in 000 RSD	in 000 RSD
Liabilities for VAT for XII 2014	74,269	66,619
	<b>74,269</b>	<b>66,619</b>

<b>59. LIABILITIES FOR OTHER TAXES, CONTRIBUTIONS AND OTHER FEES</b>	<b>30.09.2015</b>	<b>31.12.2014</b>
	in 000 RSD	in 000 RSD
Liabilities for income tax	0	458,336
Liabilities for taxes, customs duty and other fees	631	4,523
Taxes, contributions and other fees	6,651	867
	<b>7,282</b>	<b>463,726</b>

<b>60. LIABILITIES FOR INCOME TAX</b>	<b>30.09.2015</b>	<b>31.12.2014</b>
	in 000 RSD	in 000 RSD
Balance on 01.01. of the current year	458,336	0
Specified income tax liabilities for the current year	379,038	597,105
Paid income tax liabilities for 2014	(458,336)	-
Closing of income tax liabilities from overpay. of previous years	19,031	(91,772)
Closing of liabilities from advance payment of income tax in 2015	(398,069)	(46,997)
Liability for payment of income tax	-	<b>458,336</b>

<b>61. ACCRUALS AND DEFERRED INCOME</b>	<b>30.09.2015</b>	<b>31.12.2014</b>
	in 000 RSD	in 000 RSD
Accrued expenses for the period	88,338	55,072
Calculated revenues for the future period	31,376	24,345
Other accruals and deferred income	58	9,524
Taxes, contributions and other duties	-	-
	<b>119,772</b>	<b>88,941</b>

<b>62. OFF-BALANCE REGISTER</b>	<b>30.09.2015</b>	<b>31.12.2014</b>
	in 000 RSD	in 000 RSD
Received blank bills - pieces	1,628	1,471
Given blank bills domestic - pieces	50	50
Received guarantees - RSD	280,224	261,592
Received guarantees - foreign currency	51,482	244,950
Given guarantees - RSD	7,500	4,500
Given guarantees - foreign currency	-	-
Solidarity funds from employee salaries	625	620
<b>Total off-balance assets and liabilities</b>	<b>339,833</b>	<b>511,663</b>

Dinar received guarantees in the amount of RSD 280,224 thousand mainly relate to guarantees received from suppliers for good performance or a guarantee of fault repair within the warranty period.

Received foreign currency guarantees in the amount of RSD 51,482 thousand mainly relate to guarantees received from foreign suppliers for good performance, for fault repair within the warranty period or for reimbursement of advance payments as well as from buyers for the safety and timeliness in payment of services.

63. FAIR VALUE OF ASSETS

ASSETS	Accounting value in 000 RSD 30.09.2015	Accounting value in 000 RSD 31.12.2014	Fair value in 000 RSD 31.12.2014	The hierarchy of fair value- Level	Valuation techniques and inputs
1	2	3	4	5	6
Fixed assets	21,282,147	21,543,010	21,543,010	Level 3	Evaluation of a certified appraiser
Investment property	21,467	21,467	21,467	Level 3	Evaluation of a certified appraiser
Shares in capital of other legal entities	1	1	1	Level 2	Management estimates that they are not recoverable- the banks in bankruptcy
Long-term and short-term financial investments- housing loans	97,851	112,268	112,268	Level 3	Discounting the cash flows as follows: 20% for housing loans which are not revalued; 11,5% for housing loans that are revalued annually and have an interest rate of 0.5%, 10% for housing loans with foreign currency clause and interest rate of 0.5%; 11,9% for housing loans which are revalued every six months and 12% for housing loans that are revalued annually
Receivables from buyers	992,016	1,144,824	1,144,824	Level 3	Management's estimates of the recoverability in acc.with IAS 39
Other receivables	101,640	45,124	45,124	Level 3	Management's estimates of the recoverability in acc.with IAS 39

The above table includes only financial resources, because the Company has no financial liabilities that are disclosed at initial recognition at fair value.

**64 FINANCIAL INSTRUMENTS AND AIMS OF FINANCIAL RISK MANAGEMENT**

in 000 RSD

Categories of financial instruments	30.09.2015		31.12.2014			
	total	value corr.	net amount	total	value corr.	net amount
<b>1 Long-term financial investments</b>	<b>676,454</b>	<b>(579,675)</b>	<b>96,779</b>	<b>691,626</b>	<b>(588,851)</b>	<b>102,775</b>
- Long-term time deposits	5,599	-	5,599	5,229	-	5,229
- Participation in bank capital	20,085	(20,085)	0	20,085	(20,085)	0
- Participation in capital of foreign legal entities	358,599	(358,598)	1	358,599	(358,598)	1
- Long-term housing loans given to employees	292,171	(200,992)	91,179	307,713	(210,168)	97,545
<b>2 The receivables stated at nominal value</b>	<b>7,972,713</b>	<b>(2,816,006)</b>	<b>5,156,707</b>	<b>5,875,842</b>	<b>(2,654,770)</b>	<b>3,221,072</b>
- Receivables from buyers	3,800,106	(2,808,090)	992,016	3,777,655	(2,632,831)	1,144,824
- Short-term financial investments	4,082,348	(266)	4,082,082	2,031,771	(647)	2,031,124
- Interest receivables	58,981	(4,410)	54,571	46,092	(18,052)	28,040
- Other receivables	31,278	(3,240)	28,038	20,324	(3,240)	17,084
<b>3 Cash and cash equivalents</b>	<b>567,385</b>	<b>-</b>	<b>567,385</b>	<b>2,803,851</b>	<b>-</b>	<b>2,803,851</b>
	<b>9,216,552</b>	<b>(3,395,681)</b>	<b>5,820,871</b>	<b>9,371,319</b>	<b>(3,243,621)</b>	<b>6,127,698</b>
<b>Financial liabilities</b>						
1 - Long-term loans	880,375	0	880,375	889,265	0	889,265
2 - Current maturities of long-term loans	37,897	-	37,897	100,824	-	100,824
3 - Current maturities of long-term financial leasing	0	0	0	0	0	0
4 - Short-term liabilities	122,287	-	122,287	172,638	-	172,638
	<b>1,040,559</b>	<b>-</b>	<b>1,040,559</b>	<b>1,162,727</b>	<b>-</b>	<b>1,162,727</b>

Basic financial instruments of the Company are cash and cash equivalents, accounts receivable, financial investments that arise directly from the Company operation, as well as long-term loans, liabilities to suppliers and other liabilities which main purpose is the financing of the current operations of the company. In the normal course of business, the Company is exposed to financial risks (market risk, credit risk and liquidity risk).

#### 64. FINANCIAL INSTRUMENTS AND AIMS OF FINANCIAL RISK MANAGEMENT (cont'd.)

##### Financial risk management objectives

##### I MARKET RISK

In analysis of market impact on financial instruments, the Company observes risk of exchange rate change (currency risk), interest rate change risk and risk of price change.

##### a) Currency risk (foreign exchange risk)

The Company is exposed to foreign currency risk primarily through cash and cash equivalents, accounts receivable from buyers, liabilities from long-term loans, financial leases and liabilities to foreign suppliers.

Accounting values of financial resources and liabilities in RSD thousand, disclosed in foreign currency on date of reporting in the Company are the following:

in 000 RSD

	<u>Total assets</u>				<u>Total liabilities</u>	
	30.09.2015		31.12.2014		30.09.2015	31.12.2014
	gross	net	gross	net		
EUR	4,022,154	3,794,056	2,969,310	2,742,893	928,946	1,012,030
USD	528,914	528,914	425,678	425,678	112	9,953
CHF	346	346	318	318	0	0
GBP	12	12	10	10	0	0
<b>Dinar contervalue of assets and liabilities in a currency-total</b>	<b>4,551,426</b>	<b>4,323,328</b>	<b>3,395,316</b>	<b>3,168,899</b>	<b>929,058</b>	<b>1,021,983</b>
Value of assets and liabilities in RSD	4,665,126	1,497,543	5,976,003	2,958,799	111,501	140,744
<b>Total</b>	<b>9,216,552</b>	<b>5,820,871</b>	<b>9,371,319</b>	<b>6,127,698</b>	<b>1,040,559</b>	<b>1,162,727</b>

By the analysis of the currency structure of financial assets and liabilities as of 30.09.2015, along with the balance as of 31.12.2014, it can be concluded that the funds contracted with currency clause indexed higher than the contracted financial liabilities in foreign currencies. Financial liabilities contracted in foreign currency are generally of long-term nature.

The Company is sensitive mainly to changes in the exchange rate of the euro (EUR) and U.S. Dollar (USD).

#### 64. FINANCIAL INSTRUMENTS AND AIMS OF FINANCIAL RISK MANAGEMENT (Cont'd.)

##### a) Currency risk (foreign exchange risk) (Cont'd.)

The following table presents a sensitivity analysis of the Company to increase and decrease in RSD rate of 10%, in comparison to the foreign currency. The sensitivity analysis includes only outstanding receivables and liabilities in foreign currency and shows their change of 10% at the end of the reporting period in exchange rates. A positive number in the table indicates an increase of the result in the current period when RSD strengthens against the currency in question. In the case of weakening of RSD by 10% compared to the foreign currency, the effect on the current period would be negative.

in 000 RSD

**30.09.2015**

Changes	EUR effect		USD effect		CHF effect		GBP effect	
	10.00%	-10.00%	10.00%	-10.00%	10.00%	-10.00%	10.00%	-10.00%
Profit/ (loss)	309,321	-309,321	52,880	-52,880	35	-35	1	-1

in 000 RSD

**31.12.2014**

Changes	EUR effect		USD effect		CHF effect		GBP effect	
	10.00%	-10.00%	10.00%	-10.00%	10.00%	-10.00%	10.00%	-10.00%
Profit/ (loss)	173,086	-173,086	41,573	-41,573	32	-32	1	-1

##### b) Risk of interest rate change

The Company is exposed to interest rate risk on assets and liabilities with floating interest rate.

The Company has placed cash and cash equivalents in the group of interest-bearing financial assets with variable interest rates, because it contracted with banks "a vista" interest of variable character, depending on the amount in current accounts and the reference interest rate.

The risk of changes in interest rates on the Company does not represent a significant risk, because the categories of financial instruments that have contractual interest are generally defined with fixed interest rate.

Financial instruments classified by categories of interest and non-interest resources are disclosed in the following summary:

64. FINANCIAL INSTRUMENTS AND AIMS OF FINANCIAL RISK MANAGEMENT (cont'd.)

b) Risk of interest rate change (cont'd.)

in 000 RSD

Financial resources-net	30.09.2015			31.12.2014		
	total	value corr.	net amount	total	value corr.	net amount
<b>No interest</b>						
Partic.in capital of other legal entities	378,684	(378,683)	1	378,684	(378,683)	1
Receivables from buyers	3,800,106	(2,808,090)	992,016	3,777,655	(2,632,831)	1,144,824
Interest receiv. and other receiv.	90,259	(7,650)	82,609	66,416	(21,292)	45,124
Short-term financial investments	51,290	-	51,290	34,818	-	34,818
<b>No interest total</b>	<b>4,320,339</b>	<b>(3,194,423)</b>	<b>1,125,916</b>	<b>4,257,573</b>	<b>(3,032,806)</b>	<b>1,224,767</b>
<b>Fixed interest rate</b>						
Long-term financial invest.	297,770	(200,992)	96,778	312,942	(210,168)	102,774
Short-term financial invest.	4,031,058	(266)	4,030,792	1,996,953	(647)	1,996,306
<b>Fixed-total</b>	<b>4,328,828</b>	<b>(201,258)</b>	<b>4,127,570</b>	<b>2,309,895</b>	<b>(210,815)</b>	<b>2,099,080</b>
<b>Variable interest rate</b>						
Cash and cash equivalents	567,385	-	567,385	2,803,851	-	2,803,851
<b>Variable-total</b>	<b>567,385</b>	<b>0</b>	<b>567,385</b>	<b>2,803,851</b>	<b>0</b>	<b>2,803,851</b>
	<b>9,216,552</b>	<b>(3,395,681)</b>	<b>5,820,871</b>	<b>9,371,319</b>	<b>(3,243,621)</b>	<b>6,127,698</b>
<b>Financial liabilities</b>						
<b>No interest</b>						
Liabilities from operation	122,287	0	122,287	172,638	0	172,638
<b>No interest-total</b>	<b>122,287</b>	<b>0</b>	<b>122,287</b>	<b>172,638</b>	<b>0</b>	<b>172,638</b>
<b>Fixed interest rate</b>						
Long-term loans	880,375	0	880,375	889,265	0	889,265
Current maturity of long-term liabilities	37,897	0	37,897	100,824	0	100,824
<b>fixed-total</b>	<b>918,272</b>	<b>0</b>	<b>918,272</b>	<b>990,089</b>	<b>0</b>	<b>990,089</b>
<b>Variable interest rate</b>						
Current maturity of long-term liabilities	0	0	0	0	0	0
<b>Variable-total</b>	<b>0</b>	<b>0</b>	<b>0</b>	<b>0</b>	<b>0</b>	<b>0</b>
	<b>1,040,559</b>	<b>0</b>	<b>1,040,559</b>	<b>1,162,727</b>	<b>0</b>	<b>1,162,727</b>

#### 64. FINANCIAL INSTRUMENTS AND AIMS OF FINANCIAL RISK MANAGEMENT (cont'd.)

##### v) Risk of price change

The Company estimates that there is no risk of price change, because financial instruments of the Company are not subject to price change on the market.

The Company does not operate with securities that are subject to price change in securities market. Furthermore, the Company has no turnover of goods subject to price change. The greatest item in turnover of goods is kerosene which has a transit goods treatment.

#### II CREDIT RISK

The Company estimates that the greatest of the risks affecting financial instruments is credit risk, representing the risk that debtors will not be in position to settle their debts in full and in due time, which would result in the financial loss for the Company. The Company's exposure to this risk is limited to the amount of receivables from buyers at the balance sheet date.

Company has huge receivables of domestic and foreign buyers on 30.09.2015 (RSD 3,800,106 thousand), and the credit risk permanently exists. In order to decrease this risk the Company regularly monitors charging, analyses charging value realised in due period, charging after due date status and age structure of uncollected receivables by customers.

Higher percentage of individual share in total receivables can represent higher credit risk especially if the buyer has unstable liquidity and if due to that reason contracted payment term exceeds.

Age structure of receivables from buyers	30.09.2015	share	31.12.2014	share
	in 000 RSD		in 000 RSD	
Air Serbia	2,535,882	66.73%	514,301	13.61%
Public Debt Admin. (Air Serbia from previous yers)	0	0.00%	2,128,877	56.35%
Jar Tehnika	184,765	4.86%	203,602	5.39%
Dufry doo	86,712	2.28%	219,660	5.81%
International CG	41,492	1.09%	41,452	1.10%
Air Serbia-Ketering d.o.o.	33,791	0.89%	25,686	0.68%
Aviogenex d.o.o.	41,812	1.10%	34,778	0.92%
Other domestic buyers	131,373	3.46%	125,888	3.33%
<b>Total domestic buyers</b>	<b>3,055,827</b>	<b>80.41%</b>	<b>3,294,244</b>	<b>87.20%</b>
Montenegro Airlines	128,742	3.39%	96,374	2.55%
Wizz Air+Branch	165,397	4.35%	104,033	2.75%
Deutsche Lufthansa	77,931	2.05%	49,173	1.30%
Branch Austrian Airlines	30,823	0.81%	36,926	0.98%
Swiss Air	57,186	1.50%	27,015	0.72%
Turkish Airlines	41,241	1.09%	32,677	0.87%
Tunis air	6,635	0.17%	10,098	0.27%
Other foreign buyers	236,324	6.22%	127,145	3.37%
<b>Total foreign buyers</b>	<b>744,279</b>	<b>19.59%</b>	<b>483,441</b>	<b>12.80%</b>
Total gross receivables from domestic and foreign buyer	3,800,106	100.00%	3,777,655	100.00%
Total value correction	2,808,090		2,632,831	
Total net receivables (gross - correction)	992,016		1,144,824	



## II CREDIT RISK (cont'd.)

Receivables from domestic customers for goods and services on 30.09.2015 in the amount of RSD 3,055,827 thousand, accounted for 80.41% of total receivables from customers for goods and services and mostly relate to receivables from Air Serbia ad, in the amount of RSD 2,535,882 thousand. Total balance of value adjustment of receivables from domestic customers was RSD 2,781,251 thousand (charged to results of previous years RSD 721,633 thousand and charged to result of the current year RSD 2,059,618 thousand), so the net value of receivables from domestic customers amounts to RSD 274,576 thousand.

Receivables from foreign customers for goods and services amounted to RSD 744,279 thousand, which makes 19.59% of total receivables for goods and services. Total balance of value adjustment of receivables from foreign buyers is RSD 26.839 thousand (charged to results of previous years RSD 15,257 thousand and charged to results of the current year RSD 11,582 thousand), so the net value of receivables from foreign customers amounts to RSD 717,440 thousand.

Age structure of receivables	30.09.2015	share	31.12.2014	share
	in 000 RSD		in 000 RSD	
Undue receivables from buyers - uncorrected	703,946	18.52%	1,005,838	26.63%
Undue receivables from buyers - uncorrected	119,740	3.15%	1,964,412	52.00%
<b>Total undue receivables</b>	<b>823,686</b>	<b>21.68%</b>	<b>2,970,250</b>	<b>78.63%</b>
Due receivables up to 60 days-uncorrected	280,155	7.37%	110,979	2.94%
Due receivables up to 60 days-corrected	612,182	16.11%	338,931	8.97%
<b>Total due receivables up to 60 days</b>	<b>892,337</b>	<b>23.48%</b>	<b>449,910</b>	<b>11.91%</b>
Due receivables over 60 days-uncorrected	7,915	0.21%	28,007	0.74%
Due receivables from buyers over 60 days-corrected	2,076,168	54.63%	329,488	8.72%
<b>Total due receivables over 60 days</b>	<b>2,084,083</b>	<b>54.84%</b>	<b>357,495</b>	<b>9.46%</b>
<b>Total receivables- gross</b>	<b>3,800,106</b>	<b>100.00%</b>	<b>3,777,655</b>	<b>100.00%</b>
<b>Total value correction</b>	<b>2,808,090</b>		<b>2,632,831</b>	
<b>Total receivables - net (gross - correction)</b>	<b>992,016</b>		<b>1,144,824</b>	

Undue receivables from domestic and foreign customers for goods and services on the day of 30.09.2015, amount to RSD 823,686 thousand (and on 31.12.2014 amounted to RSD 2,970,250 thousand), of which to receivables value correction of the current period are put undue receivables of Air Serbia in the amount of RSD 119,740 thousand.

Due receivables from domestic and foreign buyers for goods and services on the day of 30.09.2015, not older than 60 days, amount to RSD 892,337 thousand (and on 31.12.2014 they amounted to RSD 449,910 thousand), of which to receivables value correction of the current period are put receivables from Air Serbia in the amount of RSD 612,182 thousand.

Due receivables from domestic and foreign customers for goods and services, on 30.09.2015, older than 60 days, amounted to RSD 2,084,083 (and on 31.12.2014 they amounted to RSD 357,495 thousand) thousand of which RSD 2,076,168 thousand were put to value correction of receivables of the current period (due receivables from domestic and foreign customers for goods and services, older than 60 days, on 31.12.2014 amounted to RSD 329,488 thousand).

II CREDIT RISK (cont'd.)

Undue receivables from buyers-uncorrected	30.09.2015	share	31.12.2014	share
	in 000 RSD		in 000 RSD	
Air Serbia	0	0.00%	0	0.00%
Public Debt Admin. (Air Serbia from previous yers)	0	0.00%	248,212	24.68%
Jat Tehnika	86,712	12.32%	166,005	16.50%
Dufry doo	92,593	13.15%	96,412	9.59%
Wizz Air	59,244	8.42%	96,519	9.60%
Montenegro	50,377	7.16%	42,134	4.19%
Austrian Airlines Branch	26,200	3.72%	20,546	2.04%
Lufthansa	60,127	8.54%	49,166	4.89%
Turkish	41,210	5.85%	32,670	3.25%
Swiss	39,505	5.61%	26,364	2.62%
Aeroflot	32,715	4.65%	26,712	2.66%
Mondial	0	0.00%	12,196	1.21%
Etihad Airways	14,470	2.06%	10,598	1.05%
Alitalia	16,827	2.39%	10,180	1.01%
Other	183,966	26.13%	168,124	16.71%
<b>Total:</b>	<b>703,946</b>	<b>100.00%</b>	<b>1,005,838</b>	<b>100.00%</b>

Undue receivables from buyers-corrected	30.09.2015	share	31.12.2014	share
	in 000 RSD		in 000 RSD	
Public Debt Admin. (Air Serbia -value corr.from previous years)	0	0.00%	1,880,665	95.74%
Air Serbia	119,740	100.00%	83,747	4.26%
<b>Total:</b>	<b>119,740</b>	<b>100.00%</b>	<b>1,964,412</b>	<b>100.00%</b>

Due receivables up to 60 days-uncorrected	30.09.2015	share	31.12.2014	share
	in 000 RSD		in 000 RSD	
Air Serbia	0	0.00%	0	0.00%
Fly Dubai	8,051	2.87%	8,381	7.55%
JAT Tehnika	3,021	1.08%	259	0.23%
Montenegro	77,700	27.73%	53,947	48.61%
Polskie linie lot	0	0.00%	3,294	2.97%
Norwegian	3,558	1.27%	1,342	1.21%
Easyjet	6,908	2.47%	4,071	3.67%
Wizz Air	50,356	17.97%	7,429	6.69%
Swiss Air	17,668	6.31%	640	0.58%
Aerodrom Katering	2,145	0.77%	95	0.09%
Other	110,748	39.53%	31,521	28.40%
<b>Total:</b>	<b>280,155</b>	<b>100.00%</b>	<b>110,979</b>	<b>100.00%</b>

Due receivables up to 60 days-corrected	30.09.2015	share	31.12.2014	share
	in 000 RSD		in 000 RSD	
Air Serbia	612,182	100.00%	338,931	100.00%
Other buyers	0	0.00%	0	0.00%
<b>Total:</b>	<b>612,182</b>	<b>100.00%</b>	<b>338,931</b>	<b>100.00%</b>

## II CREDIT RISK (cont'd.)

Due receivables over 60 days-uncorrected (estimated certainty of collection)	30.09.2015		31.12.2014	
	in 000 RSD	share	in 000 RSD	share
JAT Tehnika	0	0.00%	11,911	42.53%
Sita	0	0.00%	5,049	18.03%
Other	7,915	100.00%	11,047	39.44%
<b>Total:</b>	<b>7,915</b>	<b>100.00%</b>	<b>28,007</b>	<b>100.00%</b>

Due receivables over 60 days-corrected	30.09.2015		31.12.2014	
	in 000 RSD	share	in 000 RSD	share
Air Serbia	1,803,960	86.89%	91,623	27.81%
JAT Tehnika	89,151	4.29%	95,019	28.84%
International CG	41,492	2.00%	41,452	12.58%
Aviogeneks doo	39,549	1.90%	32,022	9.72%
Air Serbia- Catering	30,370	1.46%	24,741	7.51%
Other buyers	71,646	3.45%	44,631	13.55%
<b>Total:</b>	<b>2,076,168</b>	<b>100.00%</b>	<b>329,488</b>	<b>100.00%</b>

## III - LIQUIDITY AND CASH FLOW RISK

Liquidity is the ability of the Company to settle its liabilities on the terms of their maturity.

The ultimate responsibility for liquidity risk management is on the management of the company, which has established appropriate management system for short-term, medium-term and long-term financing of the Company as well as liquidity management. By continuous monitoring of planned and actual cash flows, the Company maintains adequate cash reserves, and also maintains adequate maturities of financial assets and liabilities.

The following tables present details of outstanding contractual maturities of financial resources. The amounts shown are based on the undiscounted cash flows arising on the basis of financial resources based on the earliest date on which the Company will be able to collect receivables.

Maturity of financial resources	30.09.2015	31.12.2014
	in 000 RSD	in 000 RSD
Up to 30 days	4,200,171	3,548,725
1 - 3 months	38,819	379,418
3-12 months	1,330,564	1,976,228
1 - 5 years	174,242	120,405
over 5 years	77,075	102,922
	<b>5,820,871</b>	<b>6,127,698</b>

Interest maturity	30.09.2015	31.12.2014
	in 000 RSD	in 000 RSD
Up to 30 days	15,289	22,398
1 - 3 months	0	0
3-12 months	39,282	23,694
	<b>54,571</b>	<b>46,092</b>

The stated maturity of interest receivables are contained within disclosure of maturity of financial resources.

## 64. FINANCIAL INSTRUMENTS AND AIMS OF FINANCIAL RISK MANAGEMENT (Cont'd.)

### III - LIQUIDITY AND CASH FLOW RISK (Cont'd.)

The following tables present details of outstanding contractual obligations of the Company. The amounts shown are based on the undiscounted cash flows arising from financial liabilities based on the earliest date on which the Company will be required to settle such obligations.

<b>Maturities of financial liabilities</b>	<b>30.09.2015</b>	<b>31.12.2014</b>
	in 000 RSD	in 000 RSD
Up to 30 days	122,287	172,638
1 - 3 months	37,897	12,132
3-12 months	0	88,692
1 - 5 years	399,263	403,295
over 5 years	481,112	485,970
	<b>1,040,559</b>	<b>1,162,727</b>

<b>Maturities of interest (for loans and financial leasing)</b>	<b>30.09.2015</b>	<b>31.12.2014</b>
	in 000 RSD	in 000 RSD
Up to 30 days	0	0
1 - 3 months	15,721	5,296
3-12 months	0	37,603
1 - 5 years	124,858	126,119
over 5 years	58,467	59,058
	<b>199,046</b>	<b>228,076</b>

The average time of collection of receivables from buyers in the period I-IX 2015 is 143 days (2014: 170 days).

Average time of settlement of obligations to suppliers in the period I-IX 2015 is 41 days (during 2014: 31 days).

### Capital risk management

The aim of capital risk management is provision of such a structure of capital that will secure safety in operating, liquidity and solvency, at the same time maximizing profit increase of the owner, through the optimization of debt and equity. In addition to its own capital, which consists of core capital, reserves and undistributed profit, the Company uses the borrowed funds in the form of long-term loans and financial leasing. Free cash flow from current accounts, the Company invests in the form of short-term deposits.

Indicators of indebtedness of the Company as at the end of the observed current period of 2015 and the end of 2014 are as follows:

	<b>30.09.2015</b>	<b>31.12.2014</b>
	in 000 RSD	in 000 RSD
<b>Indebtedness (ADP 432 + ADP 443)</b>	<b>918,272</b>	<b>990,089</b>
Cash and cash equivalents (ADP 068)	567,385	2,803,851
<b>GROSS INDEBTEDNESS (1-2)</b>	<b>350,887</b>	<b>(1,813,762)</b>
Ratio of indebtedness against capital ( I/5 )	0.0141	-0.0727
Short-term financial investments (ADP 062)	4,082,082	2,031,124
<b>NET INDEBTEDNESS ( I-5 )</b>	<b>(3,731,195)</b>	<b>(3,844,886)</b>
Capital (ADP 401)	<b>24,832,582</b>	<b>24,957,293</b>
Ratio of indebtedness against capital ( II/5 )	-0.1503	-0.1541

## 65. MANAGEMENT EARNINGS

The Company paid remuneration to key management, including members of the Supervisory Board, the Audit Commission and the General Assembly of Shareholders and Executive directors and Department directors (I-IX 2015: total number of 21; I-IX 2014: 21). In the period I-IX 2015 in the gross amount is paid RSD 33,661 thousand (I-IX 2014: RSD 29,538 thousand).

<b>Management benefits</b>	<b>30.09.2015</b>	<b>30.09.2014</b>
	in 000 RSD	in 000 RSD
<b>Management</b>	0	0
Earnings	23,286	23,242
Participation in distribution	4,173	0
	<b>27,459</b>	<b>23,242</b>
Remuneration to members of Supervisory Board	4,819	4,996
Remuneration to members of Audit Commission	476	336
Remun. to members of Shareholders Assembly	907	964
	<b>6,202</b>	<b>6,296</b>

## 66. TAX RISKS

The tax laws of the Republic of Serbia are often interpreted differently and are subject to frequent changes. The interpretation of tax legislation by tax authorities as applied to the transactions and activities of the Company may differ from the management interpretation. Although management believes that tax liabilities adequately calculated and recorded, the risk remains that the tax authorities will have different interpretation of tax issues.

## 67. LITIGATION

On September 30, 2015 against the Company there are litigations in the amount of RSD 133.349 thousand (excluding the effects of default interest). Amounts of final losses on litigations can be increased on the basis of default interest up to the completion of the settlement, or until the date of final payment by disputes. On 30 September 2015 the Company has made provisions for potential losses on these litigations in the amount of RSD 70,664 thousand (Note 48 and 49). According to the assessment of the Company's management on this basis they does not expect additional significant losses in the future period.

In Belgrade, 03 November 2015

Legal representative



С.О. 41  
09/11

**JOINT-STOCK COMPANY  
BELGRADE NIKOLA TESLA AIRPORT**

АКЦИОНАРСКО ДРУШТВО  
АЕРОДРОМ "НИКОЛА ТЕСЛА"  
БЕОГРАД  
Бр. 05-348/2  
12. 11. 2015 год.  
1

**QUARTERLY REPORT FOR THE THIRD QUARTER  
OF 2015 AND FOR THE PERIOD I - IX 2015**

**BELGRADE, NOVEMBER 2015**

## CONTENTS

<b>1. GENERAL DATA OF THE COMPANY</b> .....	<b>3</b>
<b>2. MANAGEMENT DATE</b> .....	<b>5</b>
<b>3. AIR TRAFFIC TURNOVER</b> .....	<b>6</b>
3.1 <i>Air movement turnover</i> .....	6
3.2 <i>Passenger turnover</i> .....	10
3.3 <i>Cargo turnover</i> .....	12
<b>4. REVENUES AND EXPENDITURES</b> .....	<b>15</b>
4.1 <i>Revenues</i> .....	15
4.2 <i>Expenditures</i> .....	20
4.3 <i>Salaries</i> .....	26
4.4 <i>Financial result</i> .....	28
4.5 <i>Economic indicators on business performance</i> .....	29
<b>5. DESCRIPTION OF ALL SIGNIFICANT OCCURENCES IN THE PERIOD I-IX 2015</b> .....	<b>30</b>
<b>6. DESCRIPTION OF SIGNIFICANT RISKS AND UNCERTAINTIES FOR THE REMAINING SIX MONTHS OF THE BUSINESS YEAR</b> .....	<b>54</b>
6.1 <i>Marter risk</i> .....	54
6.2 <i>Credit risk</i> .....	54
6.3 <i>Liquidity and cash flow risk</i> .....	54
<b>7. MAJOR ACTIVITIES OF THE COMPANY WITH RELATED PARTIES IN THE PERIOD I-IX OF THE CURRENT BUSINESS YEAR</b> .....	<b>55</b>

## 1. GENERAL DATA OF THE COMPANY

<b>1</b>	<b>Business name</b>	<b>AD AERODROM NIKOLA TESLA BEOGRAD</b>
	<b>Head office and address</b>	11180 Belgrade 59
	<b>Register number</b>	07036540
	<b>TIN</b>	100000539
<b>2</b>	<b>web site and e-mail address</b>	<a href="http://www.beg.aero">www.beg.aero</a> ; <a href="mailto:kabinet@beg.aero">kabinet@beg.aero</a>
<b>3</b>	<b>Number and date of the Rescript on Company registration</b>	<b>Registration number: BD 4874/2005 Date of registration: 15.16.2005</b>
<b>4</b>	<b>Activity (code and description)</b>	5223-Air-traffic services
<b>5</b>	<b>Number of employees</b>	1210 employees on 30.09.2015
<b>6</b>	<b>Core capital value</b>	<b>RSD 20,573,610,000.00 on 30.09.2015</b>
<b>7</b>	<b>Name, head office of auditor who revised the last financial statement</b>	Deloitte d.o.o, No. 8 Terazije St, Belgrade
<b>8</b>	<b>Number of issued shares, ISIN number and CFI code</b>	<b>Number of ordinary shares 34,289,350 (on 30.09.2015) CFI code ESVUFR ISIN number RSANTBE11090</b>
<b>9</b>	<b>Organised exchange market on which the shares are exchanged</b>	Beogradska berza ad Beograd, Omladinskih brigada 1, 11070 Novi Beograd



**Ten largest shareholders on 01.10.2015**

No.	Name of shareholder	Number of shares	% of share
1)	THE REPUBLIC OF SERBIA	28,510,531	83.15
2)	KJK FUND II SICAV SIF	441,137	1.29
3)	RAIFFEISEN BANK AD BEOGRAD– custody account- KS	388,955	1.13
4)	RAIFFEISEN BANK AD BEOGRAD– custody account –KS	183,790	0.54
5)	EAST CAPITAL (LUX) – BALKAN FUND	145,038	0.42
6)	SOCIETE GENERALE BANKA SRBIJA– custody account-FO	126,066	0.37
7)	UNICREDIT BANK SRBIJA AD– custody account – KS	84,862	0.25
8)	DANSKE INVST TRANS-BALKAN FUN	83,942	0.24
9)	SOCIETE GENERALE BANKA SRBIJA– custody account- FO	81,894	0.24
10)	RAIFFEISEN BANK AD BEOGRAD– custody account –KS	70,572	0.21

## 2. MANAGEMENT DATA:

Management members on 30.09.2015

The Supervisory Board		
No.	Name, surname and place of residence	Education, permanent employment (business name of the company and work position)
1	Vesna Stanković Jevđević,	BA in Economics, Assistant Director General of the Directorate for Procurement of the National Bank of Serbia
2	Mirko Manojlović, Belgrade	Bachelor of Economics, Director - "Paracentar" d.o.o. Belgrade
3	Ljubiša Dejković, Čuprija	Master of Electrical Engineering and Telecommunications, Investment Department - Automation and Telecommunications Service Eng., PE Elektromreža Srbije
4	Srđan Minić, Belgrade	Bachelor of Economics, Operations Engineer for technical support and documentation, Telekom Srbija
5	Goran Mirković, Beograd	Economist, Senior Associate for completion of documentation and coordination of monitoring implementation of the contracts in the Institute for Manufacturing Banknotes and Coins of NBS
6	Petar Jarić, Belgrade	Bachelor of Economy, Director of "PE Office Space Zemun"
7	Dragoslav Stanković, Doljevac	Economist, Jugoistok, Niš

The Executive Board		
No.	Name, surname and place of residence	Education, permanent employment (business name of the company and work position)
1	Saša Vlasisavljević, Belgrade	BSc. Traffic Engineer, JSC Belgrade Nikola Tesla Airport, Chairman of the Executive Board, acting Director General
2	Tatjana Jovanović, Belgrade	Master Politicologist, JSC Belgrade Nikola Tesla Airport, Executive Director
3	Dejan Milovanović, Prokuplje	Specialist Professional Engineer of Agriculture, JSC Belgrade Nikola Tesla Airport, Executive Director
4	Raša Ristivojević Belgrade	Bachelor of Economy, JSC Belgrade Nikola Tesla Airport, Executive Director
5	Zoran Stanković, Belgrade	Bachelor of Law, JSC Belgrade Nikola Tesla Airport, Executive Director

JSC Belgrade Nikola Tesla Airport, as a member of the Serbian Chamber of Commerce, has accepted the Code of Corporate Governance that was published in the Official Gazette of the Republic of Serbia, No. 99/2012, as well as on the website of the Company [www.beg.aero](http://www.beg.aero).

### 3. AIR TRAFFIC TURNOVER

In the period I-IX 2015 it was achieved total air traffic turnover, as follows:

- 45,619 air movements,
- 3,768,428 passengers and
- 10,674 tons of cargo and mail.

In the period VII-IX 2015 it was achieved total air traffic turnover, as follows:

- 17,430 air movements,
- 1,630,939 passengers and
- 4,090 tons of cargo and mail.

#### 3.1. AIR MOVEMENT TURNOVER

In the period I-IX 2015 the following number of air movements was achieved per traffic types:

Number of air movements per traffic types

Traffic types	Achievement I-IX 2014	Rebalanced plan II I-IX 2015	Achievement I-IX 2015	Index	index	Particip. I-IX 2014	Particip. I-IX 2015
1	2	3	4	5(4/2)	6(4/3)	7	8
Domestic air traffic	75	83	72	96	86	0.17	0.16
International air traffic-domestic carriers	23,953	25,162	26,053	109	104	53.37	57.11
International air traffic-foreign carriers	20,850	22,007	19,494	93	89	46.46	42.73
<b>TOTAL:</b>	<b>44,878</b>	<b>47,252</b>	<b>45,619</b>	<b>102</b>	<b>97</b>	<b>100.00</b>	<b>100.00</b>

The data from the table indicate total physical air traffic volume in the period from I-IX 2015 amounts to 45,619, which is by 2% higher compared to the same period last year and by 3% lower than Rebalanced plan II for period I-IX 2015. Planned number of air movements is established based on planned official flight timetable.

Within carrier pattern of the total traffic in the period I-IX 2015 domestic carriers have dominant role in international air traffic with participation of 57.11%; then there are foreign carriers in international air traffic with 42.73% and at the end, domestic carriers in domestic air traffic with participation of 0.16%.

Looking achievement in the period I-IX 2015 compared to the same period in 2014, there was a growth in the participation of domestic carriers in international air traffic from 53.37% to 57.11% and the fall of foreign carriers in international air traffic from 46.46 % to 42.73% share.

In international air traffic of domestic carriers, in the period I-IX 2015, total turnover of 26,053 air movements is achieved which is 9% higher than compared to the same period last year and 4% in relation to Rebalanced Plan II for the period I-IX 2015.

Domestic carriers in international air traffic are carriers entitled other domestic carriers.

Air Serbia in the period I-IX 2015 the international air traffic has made 25,371 air movements, which is 11% more than in the same period last year and by 6% in relation to Rebalanced Plan II for the observed period.

Air Serbia with 97.38% share in the international air traffic of domestic carriers has a dominant role.

Under Other domestic carriers in international air traffic are: Air Pink, Air Service, Prince Aviation, Verano Motors, and others with realized 682 air movements, in the period I-IX 2015, accounted for 2.62% of the total international air traffic of domestic carriers, which is 40% less than the realization for the same period of the previous year and 43% lower compared to the Rebalanced Plan II for the given period.



Number of air movements of foreign carriers in international air traffic

Air carriers	Achievement I-IX 2014	Rebalanced plan II I-IX 2015	Achievement I-IX 2015	Index	Index	Particip. I-IX 2014	Particip. I-IX 2015
1	2	3	4	5(4/2)	6(4/3)	7	8
Montenegro Airlines	2,335	2,804	2,515	108	90	11.20	12.90
Lufthansa	2,257	2,140	2,116	94	99	10.82	10.85
Wizz Air	2,206	1,970	1,983	90	101	10.58	10.17
Austrian Airlines	1,675	1,602	1,406	84	88	8.03	7.21
Turkish Airlines	1,374	1,332	1,332	97	100	6.59	6.83
Swiss International	1,237	1,169	1,125	91	96	5.93	5.77
Aeroflot	1,091	1,092	1,088	100	100	5.23	5.58
Swiftair Aviation	0	256	758	0	296	0.00	3.89
Alitalia	808	778	590	73	76	3.88	3.03
Etihad Airways	546	546	558	102	102	2.62	2.86
Aegean Airlines	390	430	494	127	115	1.87	2.53
Solinair	381	768	467	123	61	1.83	2.40
Tarom	390	608	456	117	75	1.87	2.34
Qatar Airways	312	312	440	141	141	1.50	2.26
Raf Avia	188	402	422	224	105	0.90	2.16
Easy Jet	658	668	306	47	46	3.16	1.57
Pegasus Airlines	298	286	290	97	101	1.43	1.49
LOT	446	537	283	63	53	2.14	1.45
Flydubai	258	246	238	92	97	1.24	1.22
Norwegian Air	204	202	206	101	102	0.98	1.06
Aircairo Company	134	156	174	130	112	0.64	0.89
Belavia	160	320	158	99	49	0.77	0.81
Tunis Air	218	218	144	66	66	1.05	0.74
Swiftair Hellas	0	0	116	0	0	0.00	0.60
Croatia Airlines	114	114	113	99	99	0.55	0.58
Vueling Airlines	84	86	94	112	109	0.40	0.48
Corendon Airlines	0	0	46	0	0	0.00	0.24
Atlas Jet	0	0	28	0	0	0.00	0.14
Germanwings	208	0	26	13	0	1.00	0.13
B & H Airlines	448	582	20	4	3	2.15	0.10
Bora Jet	0	0	17	0	0	0.00	0.09
Tap Portugal	58	324	14	24	4	0.28	0.07
Gazprom	10	0	14	140	0	0.05	0.07
Niki Luftfahrt	0	0	4	0	0	0.00	0.02
Air Baltic	0	0	2	0	0	0.00	0.01
Adria Airways	52	0	0	0	0	0.25	0.00
Olympic Air	44	0	0	0	0	0.21	0.00
Cityline Hungary	218	0	0	0	0	1.05	0.00
ČSA	154	154	0	0	0	0.74	0.00
Darwin Airlines	132	0	0	0	0	0.63	0.00
Freebird Airlines	112	112	0	0	0	0.54	0.00
Nesma Airlines	102	200	0	0	0	0.49	0.00
Onur Air	132	176	0	0	0	0.63	0.00
Others	1,416	1,417	1,451	102	102	6.79	7.44
<b>TOTAL:</b>	<b>20,850</b>	<b>22,007</b>	<b>19,494</b>	<b>93</b>	<b>89</b>	<b>100.00</b>	<b>100.00</b>

In the period I-IX 2015 there were 35 foreign carriers and 1 domestic carrier, and in the same period 2014 there were 36 foreign carriers and 1 domestic carrier.

**In international air traffic of foreign carriers** in the period I-IX 2015 a total turnover of 19,494 air movements was achieved, which is by 7% lower compared to the same period previous year and by 11% lower compared to the Rebalanced Plan II for I-IX 2015.

New foreign carriers that started operations in the period I-IX 2015 compared to the same period previous year are: Swiftair Aviation (Madrid, Palma de Mallorca and Sofia), Swiftair Hellas (Ljubljana), Corendon Airlines (Antalya, Krasnodar and Kristijansan), Atlas Jet (Antalya, Karsamba, Istanbul and Izmir), Bora Jet (Istanbul), Niki Luftfahrt (Berlin and Sarajevo) and Air Baltic (Granada).

Foreign airlines not operating in the period I-IX 2015 compared to the same period of the previous year are: Adria Airways, Olympic Air, Cityline Hungary, CSA, Darwin Airlines, Freebird Airlines, Nesma Airlines and Onur Air.

In the period I-IX 2015, the most important role in the structure of foreign carriers have the following carriers: Montenegro Airlines with 12.90% share, Lufthansa with 10.85% share and Wizz Air with 10.17% share, which collectively generate 33.93% of international air traffic of foreign carriers.

With a share of 7.21% to 3.03% in this type of air traffic are: Austrian Airlines, Turkish Airlines, Swiss International, Aeroflot, Swiftair Aviation and Alitalia, which collectively achieve 32.31% of international air traffic of foreign carrier.

**Cargo traffic** of express mail in the period I-IX 2015 is carried out by 5 foreign carriers: Cityline Hungary, Swiftair Aviation, CSA, Raf Avia and Solinair.

**Low Cost carriers** in the period I-IX 2015 are: Wizz Air, Pegasus Airlines, Fly Dubai, Norwegian Air, Germanwings, EasyJet, Niki Luftfahrt and Air Baltic.

If individual participation of carriers in total international air traffic is considered (domestic and foreign carriers), achieved in the period I-IX 2015, Air Serbia has a dominant role with participation of 55.70%.

### III-Quarter

Achieved number of air movements by types of air traffic in the third quarter of 2015 is shown in the following table.

Number of air movements per traffic types

Traffic types	Achieve. VII - IX 2014	Rebalanced plan II VII-IX 2015	Achieve. VII-IX 2015	Index 5(4/2)	Index 6(4/3)	Particip. VII-IX 2014	Particip. VII-IX 2015
1	2	3	4	5(4/2)	6(4/3)	7	8
Domestic air traffic	22	22	25	114	114	0.14	0.14
International air traffic-domestic carriers	9,769	9,900	10,361	106	105	55.61	59.44
International air traffic-foreign carriers	7,775	8,135	7,044	91	87	44.25	40.42
<b>TOTAL:</b>	<b>17,566</b>	<b>18,057</b>	<b>17,430</b>	<b>99</b>	<b>97</b>	<b>100.00</b>	<b>100.00</b>

Data from the table shows that the total number of achieved air movements in the III quarter of 2015 amounted to 17.430, and that it is at by 1% lower compared to the same period in 2014 and decreased by 3% compared to the Rebalanced plan II for the period VII-IX 2015.

The structure of air carriers in the total air traffic in the III quarter of 2015, the largest share in the air movements was of domestic carriers in international air traffic with 59.44%, followed by foreign carriers in international air traffic with 40.42% at the end domestic carriers in domestic air traffic with a 0.14% share.

**In international air traffic of domestic carriers**, in the III quarter of 2015, turnover was 10,361 of air movements which is by 6% more than realization in the same period of the previous year and by 5% more than in the rebalanced plan II for the III quarter of 2015.

Air Serbia in the III quarter of 2015 recorded 10,131 air movements, which is by 9% more than in the same period last year and by 8% more than in the rebalanced plan II for the III quarter of 2015, so it accounted for 97.78 % in international air traffic of domestic carriers.

In international air traffic of foreign carriers, in the III quarter of 2015, is realized 7,044 air movements which is by 9% less than the realization for the same period of the previous year and by 13% less compared to the Rebalanced plan II in the III quarter of 2015.

Foreign carriers which began to operate in the III quarter of 2015 and did not operate in the III quarter of 2014 are: Swiftair Aviation, Swiftair Hellas, Niki Luftfahrt, Atlas Jet, Air Baltic, Bora Jet and Corendor Airlines.

If we consider individual participation of the carriers in the total international air traffic (domestic and foreign carriers), realized in the period of VII-IX 2015, the highest participation has carrier Air Serbia with 58.21%.

### 3.2. PASSENGER TURNOVER

Total passenger turnover of 3,768,428 was achieved in the period I-IX 2015, which is by 5% higher than the achievement in the same period of 2014 and 4% lower in comparison with the Rebalanced plan II for I-IX 2015.

Passenger turnover per traffic types

Traffic type	Achievement I-IX 2014	Rebalanced plan II I-IX 2015	Achievement I-IX 2015	Index	Index	Particip. I-IX 2014	Particip. I-IX 2015
1	2	3	4	5(4/2)	6(4/3)	7	8
Domestic air traffic	83	90	70	84	78	0.00	0.00
International air traffic- domestic carriers	1,806,359	1,971,069	2,077,200	115	105	50.32	55.12
International air traffic- foreign carriers	1,783,789	1,945,638	1,691,158	95	87	49.68	44.88
<b>TOTAL:</b>	<b>3,590,231</b>	<b>3,916,797</b>	<b>3,768,428</b>	<b>105</b>	<b>96</b>	<b>100.00</b>	<b>100.00</b>

The greatest participation in passenger turnover per air traffic types in I-IX 2015 is of domestic carriers in international air traffic with 55.12%, then foreign carriers in international air traffic with 44.88%.

The number of the passengers transported by domestic carriers in international air traffic is 15% higher compared to the previous year and 9% in comparison with the Rebalanced plan II for I-IX 2015.

The number of the passengers transported by foreign carriers in international air traffic in I-IX 2015 is 5% lower compared to the previous year and 13% lower in comparison to the Rebalanced plan II in I-IX 2015.

Passenger turnover in international air traffic per carriers with the highest number of passengers

Ser.No.	Air carriers	Achievement I-IX 2014	Achievement I-IX 2015	Index	Participation I-IX 2014	Participat. I-IX 2015
1	2	3	4	5(4/3)	6	7
1	Air Serbia	1,804,039	2,075,487	115	50.25	55.08
2	Wizz Air	326,960	309,976	95	9.11	8.23
3	Lufthansa	213,092	225,814	106	5.94	5.99
4	Montenegro Airlines	203,176	207,625	102	5.66	5.51
5	Turkish Airlines	135,977	155,427	114	3.79	4.12
6	Others	906,904	794,029	88	25.26	21.07
	<b>TOTAL:</b>	<b>3,590,148</b>	<b>3,768,358</b>	<b>105</b>	<b>100.00</b>	<b>100.00</b>

In the total number of passengers transported in international air traffic in I-IX 2015 the largest share is of Air Serbia with 55.08%, then follow: Wizz Air with 8.23%, Lufthansa with 5.99%, Montenegro Airlines with 5.51% and Turkish Airlines with 4.12%.

Passenger turnover of Air Serbia in inter. air traffic per most numerous destinations

Ser.No.	Air carriers	Achievement I-IX 2014	Achievement I-IX 2015	Index
1	2	3	4	5(4/3)
1	Paris	120,685	126,243	104.61
2	Zurich	106,917	118,733	111.05
4	Podgorica	90,574	105,227	116.18
3	Moscow	102,378	102,818	100.43
5	Tivat	89,920	88,014	97.88
7	Other destinations	1,293,565	1,534,452	118.62
	<b>TOTAL:</b>	<b>1,804,039</b>	<b>2,075,487</b>	<b>115.05</b>

III Quarter

Planned and achieved turnover of passengers in the III quarter of 2015, as well as comparative data on realized turnover in the same period of 2014, are shown in the following table.

Passenger turnover per types of traffic

Type of traffic	Achievem. VII-IX 2014	Rebalanced plan II VII-IX 2015	Achievem. VII-IX 2015	Index	Index	Particip. VII-IX 2014	Particip. VII-IX 2015
1	2	3	4	5(4/2)	6(4/3)	7	8
Domestic air traffic	34	36	23	68	64	0.00	0.00
International air traffic-domestic carriers	840,365	916,993	931,722	111	102	52.47	57.13
International air traffic-foreign carriers	761,268	830,340	699,194	92	84	47.53	42.87
<b>TOTAL:</b>	<b>1,601,667</b>	<b>1,747,369</b>	<b>1,630,939</b>	<b>102</b>	<b>93</b>	<b>100.00</b>	<b>100.00</b>



Based on these data it can be concluded that the traffic of passengers in the period VII-IX 2015 increased by 2% compared to realization for the same period in 2014 and amounted to 1,630,939 passengers which is 7% less than in the Rebalanced Plan II for the same period in 2015.

The largest share in the realized passenger traffic in the period VII-IX 2015, according to types of air traffic, have domestic carriers in international air traffic with 57.13% share, followed by foreign carriers in international air traffic with 42.87%.

Number of passengers carried by domestic carrier in international air traffic in the III quarter of 2015 is by 11% higher than realization in the same period of the previous year and 2% higher compared to the Rebalanced plan II for the same period of 2015.

Number of passengers carried by the foreign carrier in international air traffic for the period VII-IX 2015 was 8% lower than the realization for the same period last year and 16% lower compared to the Rebalanced plan II for the same period in 2015.

### 3.3. CARGO TURNOVER

In the period I-IX 2015, cargo turnover was achieved in the amount of 10,674 tons, which is 26% higher than in the same period of the previous year and by 21% higher compared to the Rebalanced plan II for the same period of 2015.

Cargo turnover in tons

Traffic type	Achievement I-IX 2014	Rebalanced plan II I-IX 2015	Achievement I-IX 2015	Index	Index	Particip. I-IX 2014	Particip. I-IX 2015
1	2	3	4	5(4/2)	6(4/3)	7	8
Domestic air traffic	0	0	0	0	0	0.00	0.00
International air traffic- domestic carriers	1,986	2,066	2,620	132	127	23.51	24.55
International air traffic- foreign carriers	6,461	6,721	8,054	125	120	76.49	75.45
<b>TOTAL:</b>	<b>8,447</b>	<b>8,787</b>	<b>10,674</b>	<b>126</b>	<b>121</b>	<b>100.00</b>	<b>100.00</b>

There has been no cargo turnover in domestic air traffic in I-IX 2015 as well as in the same period of the previous year.

In the period I-IX 2015 cargo turnover in international air traffic of domestic carriers is higher by 32% in comparison to the previous year and by 27% in comparison to the Rebalanced plan II for the same period of 2015.

In international air traffic of foreign air carriers, achievement in the period I-IX 2015 is higher by 25% in comparison to the same period of the previous year and by 20% higher in relation to the Rebalanced plan II for the same period of 2015.

### III Quarter

In the III quarter of 2015, cargo turnover was 4,090 tonnes, which is by 39% more than in the previous year for the reference period and by 34% more compared to the Rebalanced plan II for the same period of 2015.

#### Cargo turnover in tons

Traffic type	Achievem. VII-IX 2014	Rebalanced plan II VII-IX 2015	Achievem. VII-IX 2015	Index	Index	Particip. I-IX 2014	Particip. I-IX 2015
1	2	3	4	5(4/2)	6(4/3)	7	8
Domestic air traffic	0	0	0	0	0	0.00	0.00
International air traffic- domestic carriers	700	728	873	125	120	23.85	21.34
International air traffic- foreign carriers	2,235	2,325	3,217	144	138	76.15	78.66
<b>TOTAL:</b>	<b>2,935</b>	<b>3,053</b>	<b>4,090</b>	<b>139</b>	<b>134</b>	<b>100.00</b>	<b>100.00</b>

In international air traffic of domestic carriers, cargo turnover in the III quarter of 2015 is increased by 25% compared to the turnover for the same period of the previous year and by 20% compared to rebalanced plan II for the same period of 2015.

In international air traffic of foreign carriers, cargo turnover in the III quarter of 2015 is increased by 44% compared to the same period last year and by 38% compared to rebalanced plan II for the same period of 2015.

PHYSICAL VOLUME OF TRAFFIC

Ser.No.	Type of traffic	Achievement I-IX 2014		Rebalanced plan II I-IX 2015.		Achievement I-IX 2015		Index	
			Particip.		Particip.		Particip.		
1	2	3		4		5		6(5/3)	7(5/4)
I	<b>Domestic traffic</b>								
	Air movements	75	0	83	0	72	0	96	87
	Passengers	83	0	90	0	70	0	84	78
	Air goods and mail (tons)	0	0	0	0	0	0	0	0
II	<b>International traffic- domestic carriers</b>								
	Air movements	23,953	53	25,162	53	26,053	57	109	104
	Passengers	1,806,359	50	1,971,069	50	2,077,200	55	115	105
	Air goods and mail (tons)	1,986	24	2,066	24	2,620	25	132	127
III	<b>International traffic- foreign carriers</b>								
	Air movements	20,850	46	22,007	47	19,494	43	93	89
	Passengers	1,783,789	50	1,945,638	50	1,691,158	45	95	87
	Goods and mail (air+ truck) (tons)	6,461	76	6,721	76	8,054	75	125	120
I+II+III	<b>Total</b>								
	Air movements	44,878	100	47,252	100	45,619	100	102	97
	Passengers	3,590,231	100	3,916,797	100	3,768,428	100	105	96
	Goods and mail air+truck (tons )	8,447	100	8,787	100	10,674	100	126	121

## 4. REVENUES AND EXPENDITURES

The Company performs business activity as single business segment. Accordingly, revenues and expenditures are disclosed at company level.

### 4.1. REVENUES

In the period I-IX 2015 JSC Belgrade "Nikola Tesla" Airport achieved the total revenue in amount of RSD 8,378,918,734. Thus achieved total revenue is 30% higher in comparison to the achieved revenues in the same period of the previous year and 6% lower in relation to the Rebalanced plan II for the same period 2015.

The pattern of the achieved revenues for I-IX 2015 is shown in the table **revenue pattern by service types**.

In the pattern of achieved revenues in I-IX 2015 **business revenues** have the greatest participation of 74% in the total revenues amounting to RSD 6,226,918,971. The achieved revenues are at the same level compared to revenues in the same period of the previous year and 5% lower in relation to Rebalanced plan II for the same period 2015.

Within business revenues, revenues generated by providing **air services** (landing, lighting, ground handling, infrastructure, air bridges, aircraft abode) in the period I-IX 2015 amount to RSD 2,074,033,287 which is 25% of the total revenues. These revenues are higher by 5% compared to the same period last year and by 8% lower in relation to the Rebalanced plan II for I-IX 2015.

Revenues from **passenger service and security fees** were achieved in the amount of RSD 2,753,181,897 for I-IX 2015, which is 33% of the total achieved revenues and are higher compared to revenues of passenger service in the same period last year by 7% and lower by 10% in relation to the Rebalanced plan II for the same period 2015.

In the period I-IX 2015 the revenues from **service rendering in cargo-customs warehouse** were achieved in the amount of RSD 105,232,446 and are by 2% higher than revenues on this basis in the same period in 2014 and by 3% lower in relation to the Rebalanced plan II for the same period 2015.

In the period I-IX 2015 the revenues from **other services** are 28% higher than in the same period of the previous year and 28% in relation to the Rebalanced plan II for I-IX 2015, and are achieved in the amount of RSD 583,526,562. The largest shares in these revenues have: revenues from CUTE, revenues from utility services, revenues from services on special request, revenues from commercial use of apron and aircraft de/anti-icing services.

**The revenues from sales of goods** mainly refer to the revenues from the sale of kerosene. In the period I-IX 2015 it was sold 986 tons of kerosene (the most important customers are Iran Airlines with 49.% and Aeroflot with 47%), while in the same period of the previous year it was sold 6,140 tons of kerosene. Achieved revenues from sale of kerosene and goods for the period I-IX 2015 are RSD 73,362,233 and are lower by 87% in relation to the same period of 2014, and by 15% in relation to Rebalanced plan II for the observed period.

The main reason for the decrease in revenue from the sale of kerosene in the period I-IX 2015 compared to the same period of the previous year is the change in business policy of air carriers, that is, orientation towards other suppliers, which resulted in fewer number of customers and therefore a lower amount of kerosene sold.

In the period I-IX 2015, from **renting office space** was realized income in the amount of RSD 637,582,547 which is 18% more than in the same period of 2014, and 10% more than in Rebalanced plan II for the same period 2015. Most of these revenues refer to renting of office space to Dufry d.o.o.

**Financial revenues** (group 66) in the period I-IX 2015 are disclosed in amount of RSD 224,052,443 and are higher by 19% in comparison to the same period of the previous year.

In the pattern of financial revenues for I-IX 2015 the greatest part refers to revenues from interests in the amount of RSD 134,383,755, than from realized exchange rate differences in the amount of RSD 79,841,792.

**Other revenues** (group 67 and 68) in the period I-IX 2015 were achieved in the amount of RSD 1,927,947,320 and are considerably higher in comparison to the same period in 2014.

Reason for such disclosed increase of other revenues is that in the period I-IX 2015 collected receivables are considerably higher, which were in previous years put to value correction. The most part of it refers to Air Serbia in the amount of RSD 1,897,107,221.

The main buyers in terms of participation in sales revenue in the period I-IX 2015 are Air Serbia, Deutsch Lufthansa and Montenegro Airlines.

REVENUE PATTERN I-IX 2015/2014

S.No.	Type of service	Description	Realization I- IX 2014	Rebalanced plan II I-IX 2015	Realization I- IX 2015	INDEX	
						7(6/4)	8(6/5)
1	2	3	4	5	6	7(6/4)	8(6/5)
	<b>Air services domestic carriers</b>						
	612000+612300	Landing	118,507,831	134,109,544	141,412,498	119	105
	612010+612310	Lighting	35,175,679	40,613,810	43,874,431	125	108
	612030+612330	Handling	128,164,958	144,462,748	150,027,655	117	104
	612040	Infrastructure	70,296,486	85,242,835	82,833,145	118	97
	612050	Air-bridges	0	0	0	0	0
	612020+612320	Aircraft abode tax	4,351,427	5,328,403	3,513,804	81	66
<b>I</b>	<b>Total air services (domestic carriers):</b>		<b>356,496,381</b>	<b>409,757,340</b>	<b>421,661,533</b>	<b>118</b>	<b>103</b>
	<b>Air services foreign carriers</b>						
	613010+613011	Landing	490,683,105	557,242,791	501,360,394	102	90
	613020+613021	Handling	591,249,347	670,677,640	590,792,262	100	88
	613030+613031	Lighting	51,809,594	60,820,383	51,243,992	99	84
	613040	Infrastructure	326,850,010	371,651,099	340,618,315	104	92
	613060	Air-bridges	138,012,953	156,998,182	147,707,122	107	94
	613000+613001	Aircraft abode tax	23,653,319	27,602,050	20,649,669	87	75
<b>II</b>	<b>Total air services (foreign carriers):</b>		<b>1,622,258,329</b>	<b>1,844,992,145</b>	<b>1,652,371,753</b>	<b>102</b>	<b>90</b>
<b>I+II</b>	<b>Total air services</b>		<b>1,978,754,710</b>	<b>2,254,749,486</b>	<b>2,074,033,287</b>	<b>105</b>	<b>92</b>
	<b>Passenger service</b>						
	614400 - domestic carriers - domestic traffic	Passenger service d.c./d.t.	13,960	14,795	15,413	110	104
	614410+614412 - dom. carriers/inter.traffic	Passenger service d.c./i.t.	765,251,020	930,291,147	879,461,164	115	95
	615200+615210+615212 - foreign carriers	Passenger service for.car.	1,245,188,034	1,474,398,264	1,256,108,839	101	85
	614420+614430+614432+615230+615232	Security fees	566,470,804	670,683,737	617,596,481	109	92
<b>III</b>	<b>Total passenger service</b>		<b>2,576,923,817</b>	<b>3,075,387,944</b>	<b>2,753,181,897</b>	<b>107</b>	<b>90</b>
<b>I+II+III</b>	<b>Total air services and passenger service</b>		<b>4,555,678,527</b>	<b>5,330,137,430</b>	<b>4,827,215,184</b>	<b>106</b>	<b>91</b>
	<b>CCW services</b>						
	612500+612510	CCW services dom. market	81,120,884	85,386,178	94,629,715	117	111
	613300 +613310 (foreign)	CCW services for. market	22,368,848	23,069,825	10,602,731	47	46
<b>IV</b>	<b>Total CCW services</b>		<b>103,489,731</b>	<b>108,456,003</b>	<b>105,232,446</b>	<b>102</b>	<b>97</b>
<b>V</b>	<b>Total services in air traffic (I to IV):</b>		<b>4,659,168,258</b>	<b>5,438,593,433</b>	<b>4,932,447,629</b>	<b>106</b>	<b>91</b>
	<b>Other services</b>						
1	614100+614360+615100	DCS services	26,476,111	28,850,939	24,021,335	91	83
2	614110+614112+614170+614180+614391+615891+615892+615893+615895	Special request - work order	39,563,007	43,108,806	107,622,112	272	250
3	614130+614131+615072+614370+615071+615072	VIP Lounge	3,425,112	3,513,284	3,723,852	109	106
4	614140+614390+615090	CUTE (dom + for)	76,188,038	83,538,711	127,627,852	168	153
5	615080+614380	Lost and found	15,526,365	16,185,073	15,803,424	102	98
6	6146+615120+615400+615401	Public utilities	100,549,853	103,619,446	120,686,114	120	116
7	614820+615170	Catering ser. Business Club	34,244,950	37,030,428	1,022	0	0
8	614870+615810	Advertising space	18,688,574	19,796,586	31,670,497	169	160
9	614883	Commer.use of apron	44,231,565	46,534,892	47,912,938	108	103
10	614160+615110	Aircraft de-icing service	23,591,322	22,293,799	47,437,988	201	213
11	Other non-mentioned services dom + foreign		74,556,688	51,105,582	57,019,430	76	112
<b>VI</b>	<b>Other services (1 to 11):</b>		<b>457,041,584</b>	<b>455,577,547</b>	<b>583,526,562</b>	<b>128</b>	<b>128</b>
<b>VII</b>	<b>Total 61 - Revenues from sale of services (V+VI)</b>		<b>5,116,209,842</b>	<b>5,894,170,980</b>	<b>5,515,974,191</b>	<b>108</b>	<b>94</b>
	<b>Revenues from sale of goods:</b>						
<b>VIII</b>	<b>60 - Revenues from sale of kerosene + goods</b>		<b>557,486,429</b>	<b>86,062,500</b>	<b>73,362,233</b>	<b>13</b>	<b>85</b>
<b>IX</b>	<b>Total (60+61) Revenues from sale (VII+VIII)</b>		<b>5,673,696,271</b>	<b>5,980,233,480</b>	<b>5,589,336,424</b>	<b>99</b>	<b>93</b>
<b>X</b>	<b>64 и 65 - Renting of office space</b>		<b>539,118,375</b>	<b>581,807,156</b>	<b>637,582,547</b>	<b>118</b>	<b>110</b>
<b>XI</b>	<b>BUSINESS REVENUES (IX+X)</b>	<b>60+61+62+64+65</b>	<b>6,212,814,646</b>	<b>6,562,040,636</b>	<b>6,226,918,971</b>	<b>100</b>	<b>95</b>
<b>XII</b>	<b>66 - FINANCIAL REVENUES</b>		<b>188,222,736</b>	<b>184,267,106</b>	<b>224,052,443</b>	<b>119</b>	<b>122</b>
1	interest		73,074,152	73,750,653	134,383,755	184	182
2	exchange rate differences -realised		99,400,677	99,072,348	79,841,792	80	81
3	exchange rate differences -non-realised		15,747,907	11,444,105	9,826,896	62	86
<b>XIII</b>	<b>67 и 68 OTHER REVENUES</b>		<b>47,401,700</b>	<b>2,179,961,537</b>	<b>1,927,947,320</b>	<b>4,067</b>	<b>88</b>
<b>XIV</b>	<b>Total revenues (XI+XII+XIII)</b>		<b>6,448,439,083</b>	<b>8,926,269,280</b>	<b>8,378,918,734</b>	<b>130</b>	<b>94</b>

### III Quarter

In the period VII-IX 2015 JSC Belgrade Nikola Tesla Airport recorded total revenue of RSD 2,552,964,551. Thus the total revenue realized is decreased by 3% compared to revenues in the same period last year and compared to Rebalanced plan II for the same period in 2015 is at the same level.

In the structure of revenues for the period VII-IX 2015, the largest share is of **business revenues** (group 60-65), which amounted to RSD 2,507,550,496 and are decreased by 1% compared to revenues for the same period last year and 1% lower than the Rebalanced plan II for the same period in 2015.

Within business revenues on revenues generated by **air services** in the period VII-IX 2015 relate RSD 774,911,897. These revenues were lower than those in the same period of the previous year by 4% and by 10% lower compared to rebalanced plan II for VII-IX 2015.

Revenue from **passenger service and security fee** were realized in the amount of RSD 1,160,839,090 for the period VII-IX 2015 and are higher than the revenues from passenger service in the same period of the previous year by 3% and they are by 15% lower than in Rebalanced plan II for the same period in 2015.

In the period VII-IX 2015 revenues from services in the **cargo-customs warehouse** were realized in the amount of RSD 38,005,659 and are by 1% higher compared to revenues in the same period of the previous year and by 1% higher compared to rebalanced plan II for the same period in 2015.

In the period VII-IX 2015 revenues from **other services** increased by 38% compared to the same period last year and by 51% compared to Rebalanced plan II for the same period in 2015 and were realized in the amount of RSD 229,931,468. The largest share in these revenues, have revenues from services on special request, from CUTE services and utilities.

**Revenues from sale of goods** relate mainly to revenues from the sale of kerosene. In the period VII-IX 2015 was sold 545 tons of kerosene, while in the same period last year is sold 1,736 tons of kerosene. Realized revenues from sales of kerosene and goods for VII-IX 2015 amount to RSD 38,825,876 and they decreased by 76% compared to the same period last year.

In the period VII-IX 2015, from the **rent of office space** was realized revenue in the amount of RSD 265,036,506 which is 19% more than in VII-IX in 2014 and 37% more compared to Rebalanced plan II for the same period. Most of these revenues refer to rent of office space to Company Dufry Ltd.

**Financial revenues** (group 66) in the period VII-IX 2015 are presented in the amount of RSD 43,759,308, and are decreased by of 54% compared to the same period last year, as realized exchange rate differences are in the period VII-IX 2015 considerably lower than in the same period VII-IX 2014. In the structure of financial revenues for the period VII-IX 2015, the largest part refers to the interest in the amount of RSD 32,135,918.

**Other revenues** (group 67 and 68) in the period VII-IX 2015 were realized in the amount of RSD 1,654,746 and are lower compared to the same period last year by 45%.

REVENUE PATTERN VII-IX 2015/2014

S.No.	Type of service	Description	Realization VII- IX 2014	Rebalanced plan II VII-IX 2015	Realization VII- IX 2015	INDEX	
						7(6/4)	8(6/5)
1	2	3	4	5	6	7(6/4)	8(6/5)
	<b>Air services domestic carriers</b>						
	612000+612300	Landing	48,949,468	51,255,257	55,386,623	113	108
	612010+612310	Lighting	14,141,687	15,522,171	16,594,148	117	107
	612030+612330	Handling	51,903,638	55,212,142	59,132,128	114	107
	613040	Infrastructure	28,440,525	32,578,915	32,668,738	115	100
	612050	Air-bridges	0	0	0	0	0
	612020+612320	Aircraft a bode tax	1,501,867	2,036,460	1,100,180	73	54
I	<b>Total air services (domestic carriers):</b>		<b>144,937,184</b>	<b>156,604,944</b>	<b>164,881,817</b>	<b>114</b>	<b>105</b>
	<b>Air services foreign carriers</b>						
	613010+613011	Landing	199,468,290	212,972,332	186,422,287	93	88
	613020+613021	Handling	239,453,606	256,325,938	217,101,444	91	85
	613030+613031	Lighting	20,426,413	23,244,911	17,994,944	88	77
	613040	Infrastructure	135,808,785	142,041,140	125,485,315	92	88
	613060	Air-bridges	59,186,995	60,003,053	54,936,059	93	92
	613000+613001	Aircraft a bode tax	8,412,010	10,549,213	8,090,031	96	77
II	<b>Total air services (foreign carriers):</b>		<b>662,756,099</b>	<b>705,136,587</b>	<b>610,030,080</b>	<b>92</b>	<b>87</b>
I+II	<b>Total air services</b>		<b>807,693,284</b>	<b>861,741,532</b>	<b>774,911,897</b>	<b>96</b>	<b>90</b>
	<b>Passenger service</b>						
	614400 - domestic carriers - domestic traffic	Passenger service d.c./d.t.	0	6,601	5,960	0	90
	614410+614412 - dom. carriers/inter.traffic	Passenger service d.c./i.t.	337,883,719	415,056,682	377,549,464	112	91
	615200+615210+615212 - foreign carriers	Passenger service for.car.	538,991,268	657,814,335	517,866,344	96	79
	614420+614430+614432+615230+615232	Security fees	253,348,219	299,230,803	265,417,323	105	89
III	<b>Total passenger service</b>		<b>1,130,223,206</b>	<b>1,372,108,422</b>	<b>1,160,839,090</b>	<b>103</b>	<b>85</b>
I+II+III	<b>Total air services and passenger service</b>		<b>1,937,916,490</b>	<b>2,233,849,953</b>	<b>1,935,750,987</b>	<b>100</b>	<b>87</b>
	<b>CCW services</b>						
	612500+612510	CCW services dom. market	30,822,749	29,661,856	34,453,545	112	116
	613300 +613310 (foreign)	CCW services for. market	6,942,239	8,014,105	3,552,114	51	44
IV	<b>Total CCW services</b>		<b>37,764,988</b>	<b>37,675,961</b>	<b>38,005,659</b>	<b>101</b>	<b>101</b>
V	<b>Total services in air traffic (I to IV):</b>		<b>1,975,681,478</b>	<b>2,271,525,914</b>	<b>1,973,756,646</b>	<b>100</b>	<b>87</b>
	<b>Other services</b>						
1	614100+614360+615100	DCS services	11,860,537	9,616,980	10,187,476	86	106
2	614110+614112+614170+614180+614391+615891+615892+615893+615895	Special request - work order	15,877,927	14,369,602	67,036,106	422	467
3	614130+614131+615072+614370+615071+615072	VIP Lounge	1,732,984	1,171,095	947,761	55	81
4	614140+614390+615090	CUTE (dom + for)	30,934,872	27,846,237	54,620,175	177	196
5	615080+614380	Lost and found	8,402,307	5,395,024	7,336,795	87	136
6	6146+615120+615400+615401	Public utilities	35,607,630	34,539,815	40,067,046	113	116
7	614820+615170	Catering ser. Business Club	13,216,042	12,343,476	0	0	0
8	614870+615810	Advertising space	6,888,305	6,598,862	15,150,593	220	230
9	614883	Commer.use of apron	16,754,306	15,511,631	17,029,520	102	110
10	614160+615110	Aircraft de-icing service	0	7,431,266	0	0	0
11	Other non-mentioned services dom + foreign		25,229,951	17,035,194	17,555,997	70	103
VI	<b>Other services (1 to 11):</b>		<b>166,504,861</b>	<b>151,859,182</b>	<b>229,931,468</b>	<b>138</b>	<b>151</b>
VII	<b>Total 61 - Revenues from sale of services (V+VI)</b>		<b>2,142,186,339</b>	<b>2,423,385,097</b>	<b>2,203,688,114</b>	<b>103</b>	<b>91</b>
	<b>Revenues from sale of goods:</b>						
VIII	<b>60 - Revenues from sale of kerosene + goods</b>		<b>163,514,264</b>	<b>-133,056,763</b>	<b>38,825,876</b>	<b>24</b>	<b>-29</b>
IX	<b>Total (60+61) Revenues from sale (VII+VIII)</b>		<b>2,305,700,603</b>	<b>2,290,328,334</b>	<b>2,242,513,990</b>	<b>97</b>	<b>98</b>
X	<b>64 и 65 - Renting of office space</b>		<b>222,410,403</b>	<b>193,935,719</b>	<b>265,036,506</b>	<b>119</b>	<b>137</b>
XI	<b>BUSINESS REVENUES ( IX+X)</b>	<b>60+61+62+64+65</b>	<b>2,528,111,005</b>	<b>2,484,264,052</b>	<b>2,507,550,496</b>	<b>99</b>	<b>101</b>
XII	<b>66 - FINANCIAL REVENUES</b>		<b>95,807,973</b>	<b>61,422,369</b>	<b>43,759,308</b>	<b>46</b>	<b>71</b>
1	interest		13,237,904	24,583,551	32,135,918	243	131
2	exchange rate differences -realised		72,680,851	33,024,116	5,090,644	7	15
3	exchange rate differences -non-realised		9,889,218	3,814,702	6,532,746	66	171
XIII	<b>67 и 68 OTHER REVENUES</b>		<b>2,985,732</b>	<b>4,880,898</b>	<b>1,654,746</b>	<b>55</b>	<b>34</b>
XIV	<b>Total revenues (XI+XII+XIII)</b>		<b>2,626,904,711</b>	<b>2,550,567,319</b>	<b>2,552,964,551</b>	<b>97</b>	<b>100</b>



## 4.2. EXPENDITURES

In the period I-IX 2015 **total expenditures** were achieved in the amount of RSD 5,384,434,492. Thus achieved expenditures are 7% higher than the expenditures achieved in the same period of the previous year and 12% lower than Rebalanced plan II for I-IX 2015.

**The purchase value of sold goods** (group 50) almost completely refers to the purchase value of the sold kerosene. For **purchase value of sold kerosene** it was spent RSD 67,548,903 or 87% less than in the same period of the previous year and at the same level in comparison to the Rebalanced Plan II for I-IX 2015. Since kerosene is recorded on the income and expenditure, the actual revenue of the Company is the difference in price that for the period I-IX 2015 amounted to RSD 4,480,602. The average share of price difference in the sale price of kerosene for the period I-IX 2015 was 6.22% while in the same period previous year it was 4.27%.

**The costs of materials** (group 51) participate in total expenditures with 5% and mostly refer to: costs of electrical power, costs of basic material.

Within total expenditures one of the largest amounts refer to the **costs of salaries, reimbursements and other personal expenditures** (group 52), amounting for the period I-IX 2015 to RSD 1,740,673,699 which is by 58% higher than in the same period last year, first of all because increase of employees. The costs of salaries of employees (gross II Chambers excluded) of Belgrade "Nikola Tesla" Airport amount to RSD 1,175,710,336; whereas the costs for persons engaged through Youth organizations amount to RSD 268,724,853 (youth organizations Fan, Beograd, Knez, Medijator and Europa). Apart from salaries in the group 52 there are also included reimbursements by contracts (service contracts), reimbursements per temporary and occasional jobs in the amount of RSD 139.194.480, reimbursements for the members of the Supervisory board and members of the Assembly of Shareholders and other personal expenditures (transport of employees, costs of business trips, solidarity allowance and jubilee awards).

The most of the **costs of production services** (group 53) refers to the costs of maintenance services in total amount of RSD 101,944,550, which is by 10% less than the same costs in the same period of previous year and by 66% less compared to Rebalanced Plan II for the period I-IX 2015. Within this group of costs the larger amount refers to costs of OZB Komerc in the amount of RSD 70,590,578, which is 86% less than the same costs in the same period last year.

This group of costs also includes:

- **Costs of transport services** the major part of which refers to costs of information and check-in of passengers in the amount of RSD 26,347,528, than to monthly support of ITT for registration of passengers and baggage in the amount of RSD 14,546,167;
- **Costs of maintenance services** decreased by 5% compared to the same period previous year and mostly refer to costs of fixed assets maintenance;
- **Costs of other services** which mainly refer to costs for water supply, sewerage etc.
- **Lease costs** mostly refer to costs of leases of legal entities. Lease costs are lower in the period I-IX 2015 compared to the same period previous year by 21%, first of all due to lower costs of licence lease;
- **Costs for advertising** in the period I-IX 2015 are considerably lower compared to the same period last year;
- **Costs of amortization and reserving** (group 54) for the period I-IX 2015 amount to RSD 580,204,850 from which to amortization refer amount of RSD 572,204,850 and to reserving for litigation RSD 8,000,000.

The **group of intangible costs** (group 55) includes:

- **Costs of non-production services** the major part of which refers to costs of cleaning of premises in the amount of RSD 37,482,059.
- Except for costs of non-production services the pattern of intangible costs is made of:
  - **Representation costs**
  - **Insurance premiums costs**
  - **Payment operations costs**
  - **Membership fee costs**
  - **Taxing costs**
  - **Other intangible costs**

**Financial expenditures** (group 56) in period I-IX 2015 are disclosed in the amount of RSD 128,031,529 which is by 28% higher than in the same period of the previous year.

Realized interests expenditures participate with 27% in the pattern of total financial expenditures and they amount to RSD 35,059,556 and are lower by 13% compared to the same period last year. The mentioned expenditures from interest mostly refer to the interests for long-term liabilities per loans (EIB – reconstruction of the Terminal).

Non-realised negative exchange rate differences in I-IX of 2015 were achieved in the amount of RSD 31,174,916 (and mostly refer to: calculated negative foreign exchange differences - deposits, term deposits) and participate with 24% in the pattern of total financial expenditures, while in the same period of 2014 they amounted to RSD 37,853,142 and accounted for 43% of total financial expenditures for 2014.

Realized negative foreign exchange differences in the period I-IX 2015 amounted to RSD 61,797,056 (and mainly refer to: realized negative foreign exchange differences- deposits, time deposits) and participated with 48% in the pattern of total financial expenditures, while in the same period in 2014 the amounted to RSD 21,828,151 and participated with 25% in the pattern of total financial expenditures for 2014.

**Other expenditures** (group 57 and 58) in period I-IX 2015 were achieved in the amount of RSD 2,097,799,591 and are higher by 48% than the same in the same period previous year. Value corrections of domestic and foreign buyers on 30.09.2015 amount to RSD 2,074,443,440, of which the largest part refers to value correction of Air Serbia in the amount of RSD 2,021,580,152. Within other expenditures as larger costs there are also costs of donations and costs of previous years.

Main suppliers from the point of turnover in I-IX 2015 are: OZ Europa (RSD 180,883 thousand), EPS Snabdevanje ( RSD 159,175 thousand) and Europlast (RSD 156,654 thousand).

## EXPENDITURE PATTERN

Acc.	Account name	Realization I-X 2014	Rebalanced Plan II I-X 2015	Realization I-X 2015	INDEX	
					6 (5/3)	7 (5/4)
1	2	3	4	5	6 (5/3)	7 (5/4)
<b>50</b>	<b>PURCHASE VALUE OF SOLD GOODS</b>	<b>531,319,534</b>	<b>70,211,689</b>	<b>67,927,813</b>	<b>13</b>	<b>97</b>
501	PURCHASE VALUE OF SOLD GOODS	531,319,534	70,211,689	67,927,813	13	97
<b>51</b>	<b>COSTS OF MATERIALS AND ENERGY</b>	<b>361,583,490</b>	<b>508,574,192</b>	<b>291,631,994</b>	<b>81</b>	<b>57</b>
511	COSTS OF MATERIALS FOR PRODUCTION	61,808,126	177,727,905	43,204,244	70	24
512	COSTS OF OVERHEADS	17,499,907	17,267,557	11,832,116	68	69
513	COSTS OF FUEL AND ENERGY	210,252,258	229,089,721	201,965,369	96	88
514	COSTS OF SPARE PARTS	50,857,046	61,948,240	16,234,803	32	26
515	COSTS OF ONE-TIME WRITE-OFF OF TOOLS AND INVENTORY	21,166,153	22,540,770	18,395,463	87	82
<b>52</b>	<b>SALARIES, REIMBURSEMENTS AND OTHER PERSONAL EXPENDITURES</b>	<b>1,099,301,450</b>	<b>1,874,898,847</b>	<b>1,740,673,699</b>	<b>158</b>	<b>93</b>
520	SALARIES AND REIMBURSEMENTS-GROSS	548,154,728	1,141,394,572	997,209,317	182	87
521	TAXES AND CONTRIBUTIONS AT THE COST OF EMPLOYER	98,106,868	199,352,834	178,501,019	182	90
522	REIMBURSEMENT FOR SERVICE CONTRACTS-GROSS	104,213	1,170,000	84,549	81	7
524	COSTS OF REIMBURSEMENTS PER TEMPORARY AND OCCASIONAL JOBS-GROSS	408,947,457	404,921,764	407,834,784	100	101
525	REIMBURSEMENT FOR NATURAL PERSONS BY OTHER CONTRACTS-GROSS	395,306	508,250	0	0	0
526	REIMBURSEMENT TO DIRECTOR, I.E. MEMBERS OF MANAG. AND SUPERV. BODIES-GROSS	6,296,013	7,080,304	6,201,923	99	88
529	OTHER PERSONAL EXPENDITURES AND REIMBURSEMENTS	37,296,865	120,471,122	150,842,107	404	125
<b>53</b>	<b>COSTS OF PRODUCTION SERVICES</b>	<b>642,288,543</b>	<b>546,084,758</b>	<b>272,689,045</b>	<b>42</b>	<b>50</b>
531	COSTS OF TRANSPORTATION SERVICES	213,499,173	64,184,847	92,962,352	44	145
532	COSTS OF MAINTENANCE SERVICES	113,786,058	299,551,235	101,944,550	90	34
533	COSTS OF LEASE	28,098,626	90,502,433	25,495,855	91	28
535	COSTS OF ADVERTISING	16,298,276	39,018,387	1,160,000	7	3
539	COSTS OF OTHER SERVICES	270,606,410	52,827,855	51,126,287	19	97
<b>54</b>	<b>COSTS OF AMORTIZATION AND RESERVES</b>	<b>562,631,918</b>	<b>715,500,000</b>	<b>580,204,850</b>	<b>103</b>	<b>81</b>
540	COSTS OF AMORTISATION	556,631,918	675,000,000	572,204,850	103	85
545	RESERVES FOR REIMBURSEMENTS TO EMPLOYEES	0	10,500,000	0	0	0
549	OTHER LONG-TERM RESERVES	6,000,000	30,000,000	8,000,000	133	27
<b>55</b>	<b>INTANGIBLE COSTS</b>	<b>331,822,633</b>	<b>325,731,802</b>	<b>205,475,970</b>	<b>62</b>	<b>63</b>
550	COSTS OF NON-PRODUCTION SERVICES	236,224,649	189,523,208	102,626,817	43	54
551	COSTS OF REPRESENTATION	2,206,108	4,859,296	3,916,178	178	81
552	INSURANCE PREMIUMS	17,180,424	19,542,001	17,849,961	104	91
553	COSTS OF PAYMENT SYSTEM	4,464,118	4,747,500	4,129,863	93	87
554	COSTS OF MEMBERSHIPS	4,319,690	6,830,954	5,811,388	135	85
555	COSTS OF TAXES	55,550,840	80,512,243	60,155,322	108	75
559	OTHER INTANGIBLE COSTS	11,876,805	19,716,600	10,986,443	93	56
<b>56</b>	<b>FINANCIAL EXPENDITURES</b>	<b>99,796,906</b>	<b>88,776,619</b>	<b>128,031,529</b>	<b>128</b>	<b>144</b>
562	INTEREST EXPENDITURES	40,115,612	40,022,869	35,059,556	87	88
563	NEGATIVE EXCHANGE RATE DIFFERENCES	59,200,272	48,491,250	90,452,221	153	187
564	EXPENDITURE OF EXCHANGE CLAUSE RISK	481,022	262,500	2,519,751	524	960
<b>57</b>	<b>OTHER EXPENDITURES</b>	<b>45,866,756</b>	<b>1,231,061,250</b>	<b>23,356,151</b>	<b>51</b>	<b>2</b>
570	LOSSES BASED ON WRITE-OFFS AND SALE OF PROPERTY AND EQUIPMENT	412,917	3,390,000	81,153	20	2
571	LOSSES BASED ON WRITE-OFFS AND SALE OF BIOLOGICAL RESOURCES	0	0	5,000	0	0
575	PROTECTION FROM REVALUATION RISK	1,086	3,750	0	0	0
576	DIRECT WRITE-OFF OF RECEIVABLES	0	1,200,000,000	211,405	0	0
579	OTHER NON-MENTIONED EXPENDITURES	45,452,754	27,667,500	23,058,592	51	83
<b>58</b>	<b>EXPENDITURE ON IMPAIRMENT OF ASSETS</b>	<b>1,369,197,992</b>	<b>753,037,500</b>	<b>2,074,443,440</b>	<b>152</b>	<b>275</b>
585	IMPAIRMENT OF RECEIVABLES OF SHORT-TERM FIN.INVESTMENTS	1,369,197,992	753,037,500	2,074,443,440	152	275
<b>59</b>	<b>EXPENDITURES OF PREVIOUS YEARS</b>	<b>0</b>	<b>0</b>	<b>0</b>	<b>0</b>	<b>0</b>
591	EXPENDITURES OF PREVIOUS YEARS	0	0	0	0	0
<b>TOTAL EXPENDITURES</b>		<b>5,043,809,223</b>	<b>6,113,876,657</b>	<b>5,384,434,492</b>	<b>107</b>	<b>88</b>

### III Quarter

In the period VII-IX 2015 **total expenditures** were achieved in the amount of RSD 2,053,994,258.. Thus achieved expenditures are 17% higher than the expenditures achieved in the same period of the previous year and 11% higher than Rebalanced plan II for VII-IX 2015.

**The purchase value of sold goods** (group 50) almost completely refers to the purchase value of the sold kerosene. For **purchase value of sold kerosene** it was spent RSD 35,461,111 or 77% less than in the same period of the previous year.

**The costs of materials** (group 51) participate in total expenditures with 4.5% and mostly refer to: costs of fuel and energy and costs of basic material. Realized costs of material and energy in the period VII-IX 2015 are lower by 17% compared to the same period of the previous year.

Within total expenditures one of the largest amounts refer to the **costs of salaries, reimbursements and other personal expenditures** (group 52), amounting for the period VII-IX 2015 to RSD 627,939,028 which is by 78% higher than in the same period last year, primarily due to increase of the number of employees. The costs of salaries of employees (gross II Chambers excluded) of Belgrade "Nikola Tesla" Airport amount to RSD 438,326,971. Apart from salaries in the group 52 there are also included reimbursements by contracts (service contracts), reimbursements per temporary and occasional jobs, additional work contract, reimbursements for the members of the Supervisory board and members of the Assembly of Shareholders and other personal expenditures (transport of employees, costs of business trips, solidarity allowance and jubilee awards).

Within total expenditures **costs of production services** (group 53) participate with 5% and amount to RSD 106,006,752.

Costs of production services include:

- **Costs of transport services** the major part of which refers to costs of information and check-in of passengers in the amount of RSD 26,347,528;
- **Costs of maintenance services** decreased by 5% in the period VII-IX 2015 compared to the same period previous year and mostly refer to costs of fixed assets maintenance;
- **Costs of other services** which mainly refer to costs for water supply, sewerage etc.
- **Lease costs** mostly refer to costs of leases of legal entities. Lease costs are lower in the period VII-IX 2015 compared to the same period previous year by 21%, first of all due to costs of licence lease which was not present in the same period last year;
- **Costs for advertising** in the period VII-IX 2015 are considerably lower compared to the same period last year, as costs of sponsorship and advertising in electronic media in the period VII-IX 2015 were not present compared to the same period of the previous year;
- **Costs of amortization and reserving** (group 54) for the period VII-IX 2015 amount to RSD 197,394,392.

Pattern of **intangible costs** (group 55) is made of:

- **Costs of non-production services** the major part of which refers to costs of cleaning of premises in the amount of RSD 15,780,320.

- Except for costs of non-production services the pattern of intangible costs is also made of:

- Representation costs
- Insurance premiums costs
- Payment operations costs
- Membership fee costs
- Taxing costs
- Other intangible costs

**Financial expenditures** (group 56) in period VII-IX 2015 are disclosed in the amount of RSD 49,210,088 which is by 9% higher than in the same period of the previous year.

In the pattern of financial expenditures, Non-realized negative exchange rate differences are in the amount of RSD 23,134,999 (and they mostly refer to negative exchange rate differences – deposits, time deposits) and participate with 47% in the pattern of total financial expenditures.

In the pattern of financial expenditures, expenditures realized from interest participate with 22%, and amount to RSD 10,743,658 and are 8% lower than in the same period of the previous year. The mentioned expenditures from interest refer to the interests for long-term liabilities per loans (EIB – reconstruction of the Terminal).

Realized negative exchange rate differences were achieved in the amount of RSD 15,331,431 (and they mostly refer to realized negative exchange rate differences – deposits, time deposits) participate with 31% in the pattern of total financial expenditures.

**Other expenditures** (group 57 and 58) in period VII-IX 2015 were achieved in the amount of RSD 882,673,848, and are higher by 50% than the same in the same period previous year, the major part refers to value correction of domestic buyers. Value correction of domestic and foreign buyer for the period VII-IX 2015 amounts to RSD 869,217,998.

### EXPENDITURE PATTERN

Acc.	Account name	Realization VII-IX 2014	Rebalanced plan II VII-IX 2015	Realization VII-IX 2015	INDEX	
1	2	3a	4a	5a	6a (5a/3a)	7a (5a/4a)
<b>50</b>	<b>PURCHASE VALUE OF SOLD GOODS</b>	<b>153,058,548</b>	<b>-130,988,311</b>	<b>35,624,841</b>	<b>23</b>	<b>-27</b>
501	PURCHASE VALUE OF SOLD GOODS	153,058,548	-130,988,311	35,624,841	23	-27
<b>51</b>	<b>COSTS OF MATERIALS AND ENERGY</b>	<b>112,041,571</b>	<b>85,117,462</b>	<b>92,463,413</b>	<b>83</b>	<b>109</b>
511	COSTS OF MATERIALS FOR PRODUCTION	19,812,060	40,563,351	12,000,812	61	30
512	COSTS OF OVERHEADS	5,429,389	4,681,975	3,022,855	56	65
513	COSTS OF FUEL AND ENERGY	60,046,897	31,991,388	64,987,756	108	203
514	COSTS OF SPARE PARTS	21,802,456	6,232,858	6,246,887	29	100
515	COSTS OF ONE-TIME WRITE-OFF OF TOOLS AND INVENTORY	4,950,770	1,647,890	6,205,103	125	377
<b>52</b>	<b>SALARIES, REIMBURSEMENTS AND OTHER PERSONAL EXPENDITURES</b>	<b>353,744,986</b>	<b>678,129,887</b>	<b>627,939,028</b>	<b>178</b>	<b>93</b>
520	SALARIES AND REIMBURSEMENTS-GROSS	174,102,111	421,247,412	371,778,121	214	88
521	TAXES AND CONTRIBUTIONS AT THE COST OF EMPLOYER	31,159,029	73,573,913	66,548,850	214	90
522	REIMBURSEMENT FOR SERVICE CONTRACTS-GROSS	55,667	390,000	50,633	91	13
524	COSTS OF REIMBURSEMENTS PER TEMPORARY AND OCCASIONAL JOBS-GROSS	134,251,948	134,973,921	133,714,369	100	99
525	REIMBURSEMENT FOR NATURAL PERSONS BY OTHER CONTRACTS-GROSS	0	169,417	0	0	0
526	REIMBURSEMENT TO DIRECTOR, I.E. MEMBERS OF MANAG. AND SUPERV. BODIES-GROSS	2,261,633	2,360,101	1,915,529	85	81
529	OTHER PERSONAL EXPENDITURES AND REIMBRSEMENTS	11,914,598	45,415,123	53,931,527	453	119
<b>53</b>	<b>COSTS OF PRODUCTION SERVICES</b>	<b>207,786,461</b>	<b>148,313,441</b>	<b>106,006,752</b>	<b>51</b>	<b>71</b>
531	COSTS OF TRANSPORTATION SERVICES	67,287,692	3,641,203	47,810,845	71	1,313
532	COSTS OF MAINTENANCE SERVICES	40,545,294	94,996,193	38,469,727	95	40
533	COSTS OF LEASE	10,256,306	30,452,733	8,111,384	79	27
535	COSTS OF ADVERTISING	92,568	12,533,629	580,000	627	5
539	COSTS OF OTHER SERVICES	89,604,602	6,689,682	11,034,796	12	165
<b>54</b>	<b>COSTS OF AMORTIZATION AND RESERVES</b>	<b>197,407,707</b>	<b>238,500,000</b>	<b>197,394,392</b>	<b>100</b>	<b>83</b>
540	COSTS OF AMORTISATION	193,407,707	225,000,000	197,394,392	102	88
545	RESERVES FOR REIMBURSEMENTS TO EMPLOYEES	0	3,500,000	0	0	0
549	OTHER LONG-TERM RESERVES	4,000,000	10,000,000	0	0	0
<b>55</b>	<b>INTANGIBLE COSTS</b>	<b>103,142,452</b>	<b>93,910,714</b>	<b>62,681,895</b>	<b>61</b>	<b>67</b>
550	COSTS OF NON-PRODUCTION SERVICES	73,914,970	46,489,417	29,790,546	40	64
551	COSTS OF REPRESENTATION	492,374	2,315,825	1,140,997	232	49
552	INSURANCE PREMIUMS	4,359,677	8,054,332	4,771,346	109	59
553	COSTS OF PAYMENT SYSTEM	1,556,406	1,582,500	1,557,705	100	98
554	COSTS OF MEMBERSHIPS	774,110	2,466,386	1,654,424	214	67
555	COSTS OF TAXES	18,227,118	26,837,414	19,552,203	107	73
559	OTHER INTANGIBLE COSTS	3,817,798	6,164,840	4,214,674	110	68
<b>56</b>	<b>FINANCIAL EXPENDITURES</b>	<b>45,262,081</b>	<b>29,592,206</b>	<b>49,210,088</b>	<b>109</b>	<b>166</b>
562	INTEREST EXPENDITURES	11,664,312	13,340,956	10,743,658	92	81
563	NEGATIVE EXCHANGE RATE DIFFERENCES	33,407,179	16,163,750	36,878,611	110	228
564	EXPENDITURE OF EXCHANGE CLAUSE RISK	190,590	87,500	1,587,820	833	1,815
<b>57</b>	<b>OTHER EXPENDITURES</b>	<b>8,641,993</b>	<b>411,353,750</b>	<b>13,455,850</b>	<b>156</b>	<b>3</b>
570	LOSSES BASED ON WRITE-OFFS AND SALE OF PROPERTY AND EQUIPMENT	321,718	1,130,000	77,607	24	7
571	LOSSES BASED ON WRITE-OFFS AND SALE OF BIOLOGICAL RESOURCES	0	0	5,000	0	0
575	PROTECTION FROM REVALUATION RISK	0	1,250	0	0	0
576	DIRECT WRITE-OFF OF RECEIVABLES	0	400,000,000	211,405	0	0
579	OTHER NON-MENTIONED EXPENDITURES	8,320,275	10,222,500	13,161,837	158	129
<b>58</b>	<b>EXPENDITURE ON IMPAIRMENT OF ASSETS</b>	<b>579,123,076</b>	<b>301,012,500</b>	<b>869,217,998</b>	<b>150</b>	<b>289</b>
585	IMPAIRMENT OF RECEIVABLES OF SHORT-TERM FIN.INVESTMENTS	579,123,076	301,012,500	869,217,998	150	289
<b>59</b>	<b>EXPENDITURES OF PREVIOUS YEARS</b>	<b>-25,259</b>	<b>0</b>	<b>0</b>	<b>0</b>	<b>0</b>
591	EXPENDITURES OF PREVIOUS YEARS	-25,259	0	0	0	0
<b>TOTAL EXPENDITURES</b>		<b>1,760,183,516</b>	<b>1,854,941,649</b>	<b>2,053,994,258</b>	<b>117</b>	<b>111</b>

#### 4.3. SALARIES

In the period I-IX 2015 the total sum paid for salaries of employees amounted to RSD 997,209,317 (gross I), which is 82% higher than in the same period of 2014 and 13% less in relation to Rebalanced Plan II for the period I-IX of 2015.

Overview of paid salaries (gross I) to employees in I-IX of the current year is given in the table by months:

#### SALARIES GROSS I

Month	Achievement I-IX 2014	Revised Plan II I-IX 2015	Achievement I-IX 2015	Index	
				5 (4/2)	6 (4/3)
1	2	3	4		
January	58,763,373	114,802,319	74,223,219	126	65
January-Christmas bonus	0	8,537,802	8,537,802	0	100
February	58,526,830	111,403,981	87,524,276	150	79
February-Christmas bonus	12,094,150	0	0	0	0
March	56,646,423	123,340,121	91,590,335	162	74
April	59,635,426	110,823,606	115,580,786	194	104
April-Eastern bonus	12,119,827	8,537,802	13,891,582	115	163
May	59,190,995	123,340,121	115,027,051	194	93
June	57,154,146	119,361,408	119,056,146	208	100
July	57,930,899	141,942,063	122,633,377	212	86
August	57,021,314	140,098,941	122,264,222	214	87
August- school supplies	1,845,934	1,843,122	0	0	0
September	57,250,902	137,363,287	122,501,066	214	89
September - school supplies	0	0	4,379,457	0	0
<b>Total salaries</b>	<b>522,120,309</b>	<b>1,122,475,847</b>	<b>970,400,476</b>	<b>186</b>	<b>86</b>
<b>Total bonus</b>	<b>26,059,911</b>	<b>18,918,726</b>	<b>26,808,841</b>	<b>103</b>	<b>142</b>
<b>Total salaries + bonus</b>	<b>548,180,220</b>	<b>1,141,394,573</b>	<b>997,209,317</b>	<b>182</b>	<b>87</b>

In the period I-IX 2015 salaries were paid out to employees according to individual work contracts as well as single payments of Christmas and Easter bonuses to all employees, in the same amount of RSD 9,000.00 net as well as school supplies for children of employees (RSD 6,000.00 net to employees whose children are in elementary school and RSD 8,000.00 net to employees with children in secondary school).

In the period I-IX 2015 Gross I salaries are increased by 82% compared to the Gross I salaries in the period I-IX 2014 due to changes in the employment status of a number of persons engaged from OZB Commerce in Belgrade Nikola Tesla Airport, as well as increase of the number of employees.

In the period I-IX of the current year average Gross I salary with bonus for Christmas and Easter and school supplies for employees' children in the Company amounted to RSD 108,837 and is less than the same for the previous year by 16%. The reason for this reduction is the application of the Law on the temporary regulation of the base for calculation and payment of salaries i.e. earnings and other regular income with the users of public funds, published in the Official Gazette No. 116/2014.

Average net salary with bonus for Christmas and Easter and school supplies for employees' children in the Company amounted to RSD 77,434.

#### AVERAGE SALARY GROSS I

Month	JSC ANT
January	124,335
February	112,023
March	104,737
April	120,192
May	104,409
June	101,359
July	103,471
August	102,600
September	106,412
<b>Average I-IX 2015</b>	<b>108,837</b>

#### AVERAGE SALARY NET

Month	JSC ANT
January	88,297
February	79,661
March	74,558
April	85,396
May	74,330
June	72,193
July	73,673
August	73,061
September	75,734
<b>Average I-IX 2015</b>	<b>77,434</b>



#### 4.4. FINANCIAL RESULT I-IX 2015

In the period I-IX 2015 **gross profit** of the company was disclosed in the amount of RSD 2,994,484,241.

#### FINANCIAL RESULT

RSD

S.No.	Position	Achiev.	Rebal. Plan II	Achiev.	Index	
		I-IX 2014	I-IX 2015	I-IX 2015	6 (5/3)	7 (5/4)
1	2	3	4	5	6 (5/3)	7 (5/4)
1	Business revenues	6,212,814,646	6,562,040,636	6,226,918,971	100	95
2	Business expenditures	3,528,947,569	4,041,001,288	3,158,603,372	90	78
<b>3</b>	<b>Business profit (1-2)</b>	<b>2,683,867,077</b>	<b>2,521,039,348</b>	<b>3,068,315,599</b>	<b>114</b>	<b>122</b>
4	Financial revenues	188,222,736	184,267,106	224,052,443	119	122
5	Financial expenditures	99,796,906	88,776,619	128,031,529	128	144
<b>6</b>	<b>Financial profit (4-5)</b>	<b>88,425,830</b>	<b>95,490,488</b>	<b>96,020,914</b>	<b>109</b>	<b>101</b>
<b>6a</b>	<b>Financial loss (5-4)</b>					
7	Other revenues	47,401,700	2,179,961,537	1,927,947,320	4,067	88
8	Other expenditures	1,415,064,748	1,984,098,750	2,097,799,591	148	106
<b>9</b>	<b>Other profit (7-8)</b>		<b>195,862,787</b>		<b>0</b>	<b>0</b>
<b>9a</b>	<b>Other loss (8-7)</b>	<b>1,367,663,048</b>		<b>169,852,271</b>	<b>12</b>	<b>0</b>
<b>10</b>	<b>Total revenues (1+4+7)</b>	<b>6,448,439,083</b>	<b>8,926,269,280</b>	<b>8,378,918,734</b>	<b>130</b>	<b>94</b>
<b>11</b>	<b>Total expenditures (2+5+8)</b>	<b>5,043,809,223</b>	<b>6,113,876,657</b>	<b>5,384,434,492</b>	<b>107</b>	<b>88</b>
<b>12</b>	<b>Total gross profit (10-11)</b>	<b>1,404,629,859</b>	<b>2,812,392,623</b>	<b>2,994,484,241</b>	<b>213</b>	<b>106</b>
<b>12a</b>	<b>Total gross loss (11-10)</b>					

Such disclosed gross profit is much higher than gross profit in the same period last year due to payment made by Public Debt Administration of the Republic of Serbia in the amount of RSD 1,897,107,221.

Net profit for the period I-IX 2015 amounts to RSD 2,077,588,306 which is by 65% higher compared to the same period in 2014.

#### 4.5. ECONOMIC PERFORMANCE INDICATORS

RATIO ANALYSIS OF COMPANY OPERATIONS						
SER.NO.	DESCRIPTION OF RATIO INDICATORS		ADP	RACIO NO FOR I-IX 2015	RACIO NO FOR I-VI 2015	RACIO NO FOR I-III 2015
1	LIQUIDITY INDICATORS	Current liquidity ratio (current assets / short-term liabilities)	0043 / 0442	4.36	6.67	6.09
		Quick liquidity ratio (current assets - stocks / short-term liabilities)	(0043-0044) / 0442	4.24	6.50	5.98
		Cash liquidity ratio (cash and cash equivalents / short-term liabilities)	0068 / 0442	0.42	0.75	2.45
		Coefficient of financial stability (fixed assets / core capital + long-term liabilities)	0002 / (0402+0432)	1.01	1.01	1.01
2	ECONOMY INDICATORS OF BUSINESS OPERATIONS	Total revenue / total expenditure 2015		1.56	1.75	2.38
3	PROFITABILITY INDICATORS	Net profit margin (net profit / revenue from sale of goods + revenue from sale of services)	1064 / (1002+1009)*100	37.17	65.34	122.43
		Gross profit margin (gross profit / revenue from sale of goods + revenue from sale of services)*100 <i>*Gross profit margin provides information how much revenue is left when all costs are settled after the realization of products and services on the market</i>	1058 / (1002+1009)	53.57	74.56	139.18
		Return on assets (ROA) Net profit / Total assets	1064 / 0071	7.56	7.81	6.45
4	PRODUCTIVITY INDICATORS	Labor productivity (net profit/ number of permanent employees)	1064 / No. of employees	1,717,015.13	2,233,711.34	2,328,631.34
		Indebtedness ratio (total liabilities / fixed assets)	(0424+0442) / 0002	0.11	0.09	0.11
		Turnover ratio of short-term assets (total revenue / current assets)	tot.rev. / 0043	1.41	0.91	0.48
5	EBIT	Ebit (operating revenue-operating expenses)	1001-1018	3,068,315,598.66	1,682,875,424.12	703,644,576.16
6	EBITDA	Ebitda (operating revenue-operating expenses)+amortization	(1001-1018)+1027	3,640,520,449.09	2,057,685,882.54	888,137,168.52
7	SOLVENCY RATIO	Solvency ratio (total assets / total liabilities) <i>*Solvency is ability of the Company to pay all its obligations in due time. Company is solvent if ratio is &gt; or = 1</i>	0071 / (0424+0442)	11.38	13.77	12.54
8	EBITDA MARGIN	Ebitda margin (ebitda / operating revenues)*100 <i>*It shows the percentage gain in income of the Company not taking into account amortization and financial result</i>	Ebitda / 1001	58.46	55.32	51.93
9	NET WORKING CAPITAL	Net working capital - NWC (working capital - short-term liabilities)	0043-0442	4,570,838,063.62	5,453,009,000.00	6,478,330,864.41

## 5. DESCRIPTION OF ALL SIGNIFICANT OCCURRENCES IN THE PERIOD I-IX 2015

### Change of employment status of employees engaged out of direct employment

After numerous requests for obtaining approval for new employment and further work engagement forwarded first to the Ministry of Civil Engineering, Transport and Infrastructure (in the period from February 2014), then to the competent Ministry of Economy, ANT by Conclusion of the Commission for approval for new employment and further work engagement with public fund users 51 No. 112-15916 / 2014 of 23 December 2014, has received approval for temporary employment of 200 employees, previously engaged in jobs of the primary registered activity of ANT (security, technical maintenance and ground handling) and for the period from 23 December 2014 to 23 April 2015, with whom employment contract was concluded starting with 01.01.2015. Mentioned period is extended to 30 June 2015.

Conclusion of the Commission 51 No: 112-1197/2015-2 of 13.02.2015 approved temporary employment of another 200 employees, for the period from 1 March to 30 June 2015, and the Company on 5 February 2015, in accordance with the Regulation, submitted a request for employment of 200 employees more.

Conclusion of the Commission 51 No: 112-3176/2015 of 23/03/2015, approved temporary employment for another 200 employees, for the period from 1 April to 30 June 2015 with whom employment contracts were concluded on 01/04/2015.

This period was extended to 31 October 2015 by conclusion of the Commission for approval for new employment and further engagement with the users of public funds 51 number: 112-6977 / 2015-1 dated 30 June 2015.

### Management bodies

Extraordinary Meeting of the Shareholders' Assembly of JSC Belgrade Nikola Tesla Airport, is held on 12.02.2015, in the large hall of the Lounge Beograd, Belgrade - Surčin, on the complex of Belgrade Nikola Tesla Airport, starting at 12 hours.

Shareholders' Assembly of JSC Belgrade Nikola Tesla Airport by conclusion of the Government of RS No: 119-16823/2014 dated 31.12.2014 at the extraordinary meeting on 12.02.2015 has relieved of duty member of the Supervisory Board, Snežana Paunović from Peć.

Shareholders' Assembly of JSC Belgrade Nikola Tesla Airport by conclusion of the Government of RS No: 119-122/2015 dated 08.01.2015 at the extraordinary meeting on 12.02.2015 has relieved of duty member of the Supervisory Board of JSC Belgrade Nikola Tesla Airport, Darko Glišić from Ub.

Shareholders' Assembly of JSC Belgrade Nikola Tesla Airport by conclusion of the Government of RS No: 119-149/2015-1 dated 15.01.2015 at the extraordinary meeting on 12.02.2015 has appointed members of the Supervisory Board of JSC Belgrade Nikola Tesla Airport, Vesna Stanković Jevđević from Belgrade and Srđan Minić from Belgrade.

Supervisory Board of JSC Belgrade Nikola Tesla Airport by Decision No.05-57/1 dated 23.02.2015 at the meeting of Supervisory Board has appointed for the President of Supervisory Board, Vesna Stanković Jevđević from Belgrade.

Based on Decision of Supervisory Board of the Joint Stock Company Belgrade Nikola Tesla Airport br.05-193/1 of 18.12.2014 in which the payment of interim dividends is established in the amount of 722,476,604.50 dinars, or 21.07 RSD per gross share, by Decision of the Executive Board No.04-25 of 25.02.2015, on 26.02.2015, from the account of the Company is effected payment of interim dividend to the Republic of Serbia in the amount of 600,716,782.82 dinars.

Extraordinary General Meeting Nikola Tesla Airport in Belgrade was held on 30.04.2015, in the in the large room of Lounge Beograd, Belgrade - Surčin, on the complex Belgrade Nikola Tesla Airport, starting at 12 hours.

Shareholders Assembly of the Joint Stock Company Belgrade Nikola Tesla Airport by RS Government Conclusion No. 119-2674/2015 of 31.03.2015, in an extraordinary meeting relieved of duty the members of the Supervisory Board, Aleksandra Markovic and Jovan Vorkapić and based on the conclusion of the Government of RS No. 119-2674/2015 of 31.03.2015, elected two new members of the Supervisory Board of the Stock Company Belgrade Nikola Tesla Airport: Ljubisa Dejković from Cuprija and Mirko Manojlovic, from Belgrade.

Regular Shareholders Assembly Nikola Tesla Airport in Belgrade, held on 23.06.2015, in the large room of Lounge Beograd, Belgrade - Surčin, on the complex Belgrade Nikola Tesla Airport, starting at 12 hours.

Shareholders Assembly Nikola Tesla Airport in Belgrade during its regular meeting adopted the Financial Statements for 2014, Report of the independent auditors with the accompanying financial statements of Joint Stock Company Belgrade Nikola Tesla Airport in 2014, Annual Report 2014, Report of the Supervisory Board of the Joint Stock Company Belgrade Nikola Tesla Airport.

Assembly Joint Stock Company Belgrade Nikola Tesla Airport during its regular meeting decided that the profit made in 2014 in the amount of 3,417,983,967.97 dinars is distributed as follows:

- For gross dividend - a total of RSD 1,333,169,928.00;
- For disposal of Belgrade Nikola Tesla Airport – RSD 1,362,337,435.47 of which the Company reserves – RSD 1,308,380,630.28, for the participation of employees in the profit of the Company Belgrade Nikola Tesla Airport - RSD 53,956,805.19;
- According to the Decision No.05-193/1 dated 18.12.2014 for payment of interim dividends is determined amount of RSD 722,476,604.50 of which the Republic of Serbia is paid the amount of RSD 600,716,782.82 on 26.02.2015.

For auditor of financial statements of Belgrade Nikola Tesla Airport for 2015 the Shareholders' Assembly has appointed the company "Grant Thornton Revizit" Ltd. from Belgrade.

Shareholders' Assembly of JSC Belgrade Nikola Tesla Airport adopted the Decision on amendment and supplement of the Decision on the rate of airport services of JSC Belgrade Nikola Tesla Airport, the Decision on preliminary approval to the BRS price list (Baggage Reconciliation Service – baggage sorting services) Decision on granting preliminary approval to the PRM price list (Passenger with reduced mobility - assistance services to passengers with reduced mobility).

The executive team of the Joint Stock Company Belgrade Nikola Tesla Airport, on 23.06.2015 by Decision No. 04-65 approved the payment of dividend to the Republic of Serbia for 2014, totaling 1,108,489,250.88 dinars for 28,510,529 shares, or 83.15% of the total number of issued shares of the Company. Dividend was paid from the account of the Company to Republic of Serbia on 26.06.2015.

The Executive Board of the Joint Stock Company Belgrade Nikola Tesla Airport, on 23.06.2015 by Decision No. 04-65 made a decision on payment of dividend to small shareholders for the year 2014, in gross amount of 346,440,498.80 dinars on behalf of 5,778,821 shares or 16.85% of the total number of issued shares of the Company.

The Supervisory Board of the Joint Stock Company Belgrade Nikola Tesla Airport, at the meeting held on 28.08.2015 made a Decision on the distribution of interim dividend No. 05-287/1 Based on the financial statements for the second quarter of 2015 and for the period I-VI 2015, a net profit is established amounting to 2,186,803,401.46 RSD. The Supervisory Board of the Joint Stock Company Belgrade Nikola Tesla Airport approved that part of the net profit amounting to 1,314,996,572.50 dinars is distributed for payment of interim dividend for 2015,

that is 38.35 dinars per share - gross, with the total number of shares 34,289,350. Payment of interim dividend to shareholders will be made until 30.06.2016. The Executive Board of the Joint Stock Company Belgrade Nikola Tesla Airport by Decision No. 04-89 of 14.09.2015, approved the payment of the part of interim dividend for 2015, to the shareholder Republic of Serbia, in the amount of 500,000,000.00 dinars. The payment of the part of interim dividend for 2015, to the shareholder Republic of Serbia, from the account of the Company was executed on 15.09.2015. Payment of the remaining amount of the interim dividend for 2015 to shareholder Republic of Serbia will be made until 30.06.2016.

Acting Director General of the Joint Stock Company Belgrade Nikola Tesla Airport, by Decision No. 6933 of 16.09.2015, approved the payment of dividend for 2013 to shareholders, except for the shareholder Republic of Serbia, in the gross amount of 1,393,841.04 dinars, or 0.24 dinars per share gross. Dividend was paid to minority shareholders from the company's account for 2013 on 21.09.2015.

According to the Decision of the Supervisory Board on the distribution of interim dividend for 2014 No. 05-193/1 of 18.12.2014 as well as the Decision of the Assembly on the distribution of profits for 2014, No. of 21-18/1 dated 23.06.2015, the Executive Board of the Joint Stock Company Belgrade Nikola Tesla Airport by Decision No. 04-93 of 16.09.2015, approved to Company's shareholders payment of interim dividends and the dividend for 2014, excluding the shareholder Republic of Serbia, in the total gross amount of 346,440,498.80 dinars, or 59.95 dinars per share gross. Payment of interim dividend and dividend to minority shareholders for 2014, from the account of the Company was made on 23.09.2015.

#### **Other significant occurrences in the period I-IX 2015:**

##### **Chamber 40 m<sup>3</sup> for goods with the temperature regime from +15°C to +25°C**

- Purpose: Increase of storage capacities in above temperature regime on the basis of demand of business partners, along with raising the quality of service and level of income
- Value: RSD 495,495.00 excluding VAT
- Contractor: ART FRIGO doo from Belgrade, the Contract on Public Procurement No. 18/11 of 27.01.2015 for delivery and installation of Chamber
- Status: Fixed asset is in function from 20.02.2015, Inventory No. 17122

##### **Electronic weighing scale 10 tons**

- Purpose: Increase of the capacity of measuring equipment at the export checkpoint customs bond in order to improve handling of the growing volume of export shipments
- Value: RSD 660,000.00 excluding VAT
- Contractor: VAGAR from Novi Sad, Public procurement contract number 18/77 of 30.12.2014 for dismantling of the existing scale, preparatory construction works as well as delivery, installation and certification of the new electronic scale, capacity 10 tons
- Status: The fixed asset is in function from 31.03.2015.

### Purchase of two aircraft de/anti-icing vehicles

- Purpose: Increase of the capacity and quality of services provided to airlines, i.e. creation of conditions for safer and more regular flow of traffic during periods of poor weather conditions during winter season.
- Value: RSD 129,800,000.00 without VAT
- Supplier: Europlast d.o.o., Public procurement contract number 17-158/2014 of 21.10.2014.
- Status: The vehicles are delivered and in operation from 06.02.2015.

### Installation of additional site for refill of aircraft de/anti-icing fluids

- Purpose: Increase of capacity and more efficient loading and unloading of aircraft de/anti-icing fluid on the ground, i.e. creating of conditions for a more efficient use of vehicles for aircraft de-anti-icing.
- Value: RSD 1,116,319.50 without VAT
- Contractor: Ening-Energetika Inženjering d.o.o., Public Procurement Contract No. 18-69/2014 of 09.12.2014.
- Status: The installation built in and put into operation on 27.03.2015.

### Investment "Purchase of roll-up doors"

- **Purpose:** Public procurement completed, selected the most successful bidder and the contract signed under No. 17-56/2015 with the contractor in the amount of RSD 3,333,000.00. The purchase anticipates replacement of the industrial door on garage of fire brigade and on the facility of mechanization- total of 8 doors. Replacement is done due to obsolescence of doors and because of the need that doors meet certain requirements in speed and thermal insulation that existing doors does not meet.
- **Status:** Dismantling of old and installation of new doors began at the end of May and is completed by mid-June. All doors were installed, tested and put into operation by 12.06.2015.

### Investment purchase of "Bus"

- **Purpose:** The purchase planned purchase of one bus for transport of passengers on apron, which is equipped also for transportation of handicapped persons. Procurement is carried out after the performed analysis that due to the increased volume of traffic in the daily rush hour, it will be necessary to use six passenger buses simultaneously. Currently ANT owns four passengers buses.
- **Status:** Public procurement was conducted, selected the most successful bidder and the contract signed under No. 17-117/2015 dated 22.07.2015 with the company "Centar S" in Belgrade, in the amount of EUR 252,900.00. The handover of the bus is done with the Minutes signed on 05.08.2015 at the Nikola Tesla Airport. The bus is operation.

### **Service of public lighting adaptation and service of design of external luminous sign at Terminal 2**

- **Purpose:** Public procurement was conducted, selected the most successful bidder and signed contracts under No. 17-47/2015 and 17-48/2015 with the contractor Electrical Energy in the amount of RSD 3,780,000.00 that is RSD 1,995,000.00. The purchase envisaged public lighting adaptation service around the parking lot P2 and making of inscription on the frieze of the roof of terminal 2 towards apron C.

- **Status:** The service is fully realized at the end of April and the first half of May.

### **Investment "Works on the lighting of the central line of the LS from positions B2 to B7 and works on lighting of the central line of the LS positions A10 to A14"**

- **Purpose:** The purchase envisaged construction and electrical installation works according to the main project of LS guidance of aircraft to positions on aprons A and C - Phase 2 and Phase 3 of the project, equipping of central lines (TWY, H, junctions K and L; TWG from A10 to A14) with modern LED lights.

- **Status:** Public Purchaser implemented, selected the most favourable Tenderer and signed Contract No. 17-111/2015 with contractor Institut Mihajlo Pupin, IMP Automatika, value USD 26,107,171.21. Works executed, handover expected app. On 01.10.2015.

### **Rehabilitation of concrete gutters on apron C from C1 to C6**

- **Purpose:** Inspecting the existing concrete gutter on apron C from parking positions C1 to C6 was found that the corresponding concrete pipe has burst and that it does not perform its basic function drainage of storm water. It also leads to the breaking off of the concrete parts on the surface of the gutter which represents FOD on the maneuvering areas. It is necessary to replace it in order to ensure adequate drainage, prevent further wash-out of the lower layers and the deterioration of the pavement structure, as well as eliminate the occurrence of FOD zone.

- **Status:** After the public procurement procedure for selection of the best bidder for the works is chosen company GP "Planum" AD. In due course is signing of the contract for works which total value amounts to RSD 21,323,971.00. Execution of works is planned in phases and the total period is 75 days from the date of signing of the Minutes on the commencement of works. The preparation of the study on traffic flow during the construction is in progress.

### **Investment "Adaptation of field lighting system remote monitoring and management of the manufacturer TRANSCON Czech Republic"**

- **Purpose:** Purchase envisages modernization of existing cabinets and accompanying software, which would give new factory assembled and tested the main control unit of AMS system, equipped with modern components of a new generation devices with greater capacity, reliability, and advanced functions of supervision over the operation of LS equipment.

- Status: The public procurement procedure is completed, selected the most favourable tenderer and signed Contract No. 17-158/2015 with contractor: Group of tenderers including ELGRA VISION d.o.o., Novi Beograd and MC CORONA d.o.o. Leštane, value RSD 25,550,000.00.

In the first phase the central cabinet of the monitoring and management system is replaced with accompanying software.

In the second phase is expected delivery and installation of additional equipment as an integral part of the solution for the purpose of full functionality of the system for system operation in special conditions in compliance with technical specification of the subject procurement.

Approximate deadline for completion of works: 21. November, 2015.

### **Agreement reached with JKP Parking servis about return of parking spaces at the position P 1.1**

- By coming into force of Annex XI of the Agreement on business cooperation No. 764/2008 of 23.06.2008 (JKP Parking servis No. 6855 of 23.06.2008), by which space that is in parking position layout kept under designation P1.1 with a total of 102 parking places is exempted from the common exploitation, and made available for use of the JSC Belgrade Nikola Tesla Airport. Parking positions marked in the layout P2, a total of 200 parking places are still subject of regulation of business cooperation in the field of services and use of the parking lot on a unified space with JKP Parking Servis, in the manner and under conditions defined by the said general Agreement and subsequent Annexes.
- This will achieve appropriate commercial effect from renting of parking spaces for Rent-a-Car companies. Although the basic fee for the lease is reduced from 2,500,000 RSD per month to 1,157,142.86 RSD per month, the difference will be compensated by renting to rent-a-car companies and third parties. Price for renting parking space in part P1.1 for Rent-a-Car companies is 7,000 RSD per month per position, while for other users it is RSD 3,000 per month per position.

In addition to commercial effect, the new parking spaces will be used for renting primarily to Rent-a-Car tenants of office space and thus will significantly relieve the zone of international arrivals and regulate the system of renting vehicles which will raises the quality of service for passengers at Belgrade Nikola Tesla Airport.

### **The company LOT - Polish Airlines has temporarily suspended flights from 01.06.2015**

According to previous announcement of Polish Airlines LOT - Polish Airlines has temporarily suspended traffic on the route Warsaw-Belgrade until early 2016, as announced in a press release.

THERE IS A **NEW DCS SYSTEM** IPort INTRODUCED THAT HAS PUT OUR AIRPORT IN LINE OF AIRPORTS WITH THE MODERN SYSTEM FOR REGISTRATION OF PASSENGERS AND BAGGAGE.

Instead of the previous GAETAN system, after a long time of preparation and introduction procedure came into force on 01.07.2015 the new DCS system IPort.

In this regard, is introduced a new price of 0.55 euros per passenger processed in our DCS system instead of the previous 0.50 euros per passenger processed in our DCS system.



### **Suspension of the part of charter flights for the summer season 2015 which reduced the planned revenue from airline operations**

Due to not issuing permits for the first wave of charter flights for the season S15 there is a decrease of realized flights compared to the previous season S14 which will affect the revenues generated based on airline operations.

JET FUEL PRICE CHANGES THAT LED TO THE REDUCTION OF REVENUES FOR THIS SERVICE

Due to the high price of **jet fuel** there has been drain of the part of customers and fall of revenues from the delivery of the same. After signing a contract with a new supplier it is expected to conclude contracts with new clients.

### **Conclusion of Annex I of the Lease Agreement with Air Serbia according to the Decision of the Supervisory Board of JSC Belgrade Nikola Tesla Airport - execution of works for investment maintenance of the roof of Terminal 1**

• **Purpose:** Annex I made was based on the letter, which was filed in the archives of the Company under the number 3550 on 19.05.2015 and refers to the request of the tenant Air SERBIA for postponement of payment of the agreed rent until the completion of bringing business premises to the purpose, that is latest by 30.08.2015, as well as the harmonization of positions and statement of the lessee Air SERBIA on its willingness to carry out works for the investment maintenance of the roof above the premise. Main Lease Agreement is concluded on 26.03.2015 under No. 14-15/2015. In connection with the state of the subject business premises total area of 391,91 m<sup>2</sup>, located in A finger hall and roof surface of the building of Terminal 1 above the office space for repairing, surface 620.00 m<sup>2</sup>, a meeting was held between of the relevant Departments of JSC Belgrade Nikola Tesla Airport and Minutes was made on 15.05.2015 on the state of office space and a supplement of expert report of the City Bureau of Expertise, which was filed in the archives of the Company under number 4212/3 on 09.06.2015 and forms a part of Annex I to the Lease Agreement.

• **Status:** It is concluded Annex I to the Lease Agreement with the Joint Stock Company for Air Transportation Air SERBIA Belgrade No. 14-29/2015 of 09.06.2015 on the basis of previously adopted Decision of the Supervisory Board No. 05-193/1 of 29.05.2015.

### **Conclusion of the Government of the Republic of Serbia with the proposal Protocol on regulation of mutual rights and obligations between JSC Belgrade Nikola Tesla Airport and the Ministry of Internal Affairs of the Republic of Serbia**

• **Purpose:** On the proposal of the Ministry of Internal Affairs the Government of the Republic of Serbia adopted Conclusion 05 number: 401-6099/2015-1 on 10.07.2015 in relation to the regulation of mutual rights and obligations between the Ministry of Internal Affairs and JSC Belgrade Nikola Tesla Airport. Conclusion recommended to the Supervisory Board of JSC Belgrade Nikola Tesla Airport to exempt direct beneficiary of budget funds, the Ministry of Interior, in the period from 01 January to 31 December 2015 from payment of fixed (common) costs for the use of office space arising from the Lease Agreement 1068/2005 dated 28.12.2005, Annex I No. 763/2006 of 03.10.2006 and Annex II No. 306/2007 of 22.06.2007 on transmission and supply of electricity No. 784/2006 of 16.10.2006 and the Contract on the use of communications systems No 760/2006 of 02.10.2006 and that Airport will continue to use and technically maintain of 11 X-ray devices for passengers and hand baggage security control free of charge according to the Minutes on the handover of x-ray device number 8225 of

20/12/2012, between the Border Police Station of Ministry of Internal Affairs of RS and Security Department of Belgrade Nikola Tesla Airport.

- **Status:** Agreement with the Ministry of Interior Affairs is in progress in connection with the implementation of the Protocol and preparation of materials for the proposal of decision of the Supervisory Board of JSC Belgrade Nikola Tesla Airport.

#### **A contract was signed on supply of jet fuel with Company "Dona Export", Ohrid, Macedonia**

- Concluded a contract with a new supplier for aviation fuel with a Macedonian company "Dona Export", Ohrid on 28.07.2015 for 6,500 tons of fuel.

#### **The cancellation of a service contract for delivery of fuel for requirements of the airline company "Aeroflot", concluded with the company "Aerofuels"**

- Due to the inappropriate conditions in the supply of jet fuel to Aeroflot there has been a cancellation of the contract with the company "Aerofuels" who for the needs of the Russian airline works as a representative. Cancellation of the contract occurred on 14.09.2015.

#### **Commencement of deliveries of jet fuel for the needs of the Iranian airline "Iran Air"**

- Delivery of fuel for the needs of "Iran Air" in the form of regular technical landings (three times weekly) started again on 23.09.2015. On average delivered 18 tonnes per flight.

#### **The conclusion of Lease Agreement for business premises with Company "Air Serbia"**

- Concluded Lease Agreement for offices in the "Red Building" area of 1,339.52 m<sup>2</sup>, starting from June 2015
- Concluded Lease Agreement for offices in the "Flight Operations Building" area 424,42 m<sup>2</sup>, starting from August 2015.

#### **Implementation of information systems for the registration of passengers and baggage (DCS)**

- **Purpose:** The right of use as well as technical support for the Information System for the registration of passengers and baggage of Belgrade Nikola Tesla Airport.

JSC Belgrade Nikola Tesla Airport in accordance with signed contracts for aircraft passengers and goods handling, is obliged to provide also passengers and baggage check-in and load sheet services for the group of airlines. Procurement is initiated by ITT Department, and realized in cooperation with employees of Ground Handling Department. The envisaged deadline for the implementation is 8 August 2015. In the period from 09 June to 14 July 2015, for all airlines that use the airport system; is made a successful migration from the old DCS Gaetan system to the new DCS iPort system. In due course is also realization of the process, and of passengers and baggage check-in by Internet, a service that has not been offered earlier by Belgrade Nikola Tesla Airport.

In the period of implementation of the system at the same time was passed training of employees for work on the new system, of Passenger Handling and Technical handling divisions, a total of 104 employees of GHD.

- **Purpose:** The right to use the information system for the registration of passengers and baggage of the group of airlines *Austrian Airlines, Lufthansa, SWISS*.

In May 2015, on request of the group of airlines *Austrian Airlines, Lufthansa, SWISS*, which for aircraft, passengers and baggage handling use their information system for registration, a migration was made from the Company's systems for the registration of passengers and baggage *DCS Picture* to *DCS Altea*. During the preparation and implementation of the said system, about 48 employees are trained from Passenger Handling of the Ground Handling Department. The request for migration of the system is sent by the specified group of airlines.

### **Expansion of IP telecommunications systems with contact center**

- **Purpose:** The subject of the contract is the purchase and expansion of the telecommunication system and switchboard with new software platforms and user IP phones and equipment, as well as systems integration with other parts of IP telecommunications systems. This acquisition has significantly improved telecommunications system and switchboard by new possibilities and obtained a modern system of communications. Through this procurement a special system function was implemented that aims to reduce the cost of telephone calls from abroad. A special system option is implemented that translates service of mobile charging from abroad on a local call tariff. The result is significantly reduced phone bills for mobile services.

- Value: RSD 11,894,368.83 VAT excluded

- Supplier: Algotech d.o.o.

### **Information securing service and maintaining of the continuity of operations of internal services of Nikola Tesla Airport**

- **Purpose:** this project provides information of commercial significance, as well as the smooth operation of the internal services in case of a disaster (rain, floods, electrical shock, etc.). Maintaining operation continuity of internal services is a key part of the business because it is, in variety of natural disasters, necessary to keep all business information and ensure the continuity of internal services. Proper storage of business data and the realization of the smooth functioning of business services precisely represent a form of prevention of data and services protection in case of incidents. By this project Airport secures its information and stores them in a safe place, while the internal services operate continuously.

- Value: RSD 14,384,999.96 without VAT

Supplier: EUNET, according to the Contract No. 17-24/2015 of 04.03.2015.

### **The expansion of server and storage systems**

- **Purpose:** This acquisition extended capacity of data storage systems, which have improved the performance and operation of said system. Modern equipment for data storage is purchased, which in conjunction with existing devices make up a unified system for safe and reliably storage and backup of data of the business information systems.

- Value: RSD 11,789,200.00 without VAT
- Supplier: MDS Information Engineering

### **Expansion of fire alarm systems**

• **Purpose:** This investment represents an extension of fire alarm systems of the facilities of AIRPORT "NIKOLA TESLA" - TERMINAL 1, TERMINAL 2, TS 'RUNWAY' 'CONNECTING TRACT OF TOWER BUILDING AKL TO THE TERMINAL 1, ANNEX OF TERMINAL 1, CONNECTING PART OF TERMINAL 1 - TERMINAL 2, VIP LOUNGE AND TECHNICAL BASE, which provides for replacement of existing automatic fire detection alarms and dismantling of the existing central units and installation of new addressable fire control panels.

It is anticipated networking of the newly exchanges of fire alarm systems with existing fire alarm control panels that are located in the building RCS ground floor and the room KRC into a single infrastructure. Designed addressable system is fully compatible with the existing addressable system that is built into the RCS and finger halls.

It is envisaged to connect fire panels to an existing computer network to connect to the system of early notification service for maintenance by sending an e-mail with a description of the event.

It is designed in a modern interactive addressable system for automatic fire detection which provides clear presentation of pre-alarm and alarm states showing the location of the activated detector.

The result of this investment will be modern and reliable fire alarm system in the building of Nikola Tesla Airport. Fire detection systems of all these facilities will be, in accordance with the new Law on Fire Protection, integrated into a single system, which is an essential element in the safety of the airport complex.

- Value: RSD 8,634,262.80 without VAT
- Supplier: MDS Information Engineering

### **The introduction of wireless Internet access in the complex of ANT**

• **Purpose:** By entering into a contract on hire of network infrastructure wireless Internet access was introduced at the complex of the airport Nikola Tesla. Airport users will be able, until the end of the summer season, to use the service of wireless Internet access free of charge, throughout the airport complex. After that, there will be the possibility to use it free of charge for the first 30 minutes, with the possibility of buying Internet hours. In this way, users of the airport are provided with comfort and constant availability of information from the outside world, business correspondence, e-mails and other benefits.

- Supplier: Serbia Broadband - Serbian cable network

### **Renewal and expansion of MICROSOFT LICENSES (SA - SOFTWARE ASSURANCE)**

• **Purpose:** this procurement provides the right to use as well as technical support for Microsoft products.

JSC Airport Nikola Tesla as per previously concluded MS Enterprise Contract No. E5444791 06/2259 dated 28.02.2012, with a validity period up to 28.02.2015, has a permanent right to use licenses; and those versions of the product that were published at the time of termination of this contract, as well as earlier versions.

JSC Airport Nikola Tesla has renewed said contract upon expiry, so that for the software that it covers it provided only SA licenses, i.e. for already existing licenses continued to pay only the

technical support - Software Assurance (SA) which practically provides a right to new versions of the software during the newly-contracted period. For all new software products which were not covered by the previous contract, the Purchaser effected procurement of licenses and technical support (LIC/SA). Validity of renewed MS Enterprise contract is from 01.03.2015 to 28.02.2018.

This investment provided for the extension of existing Microsoft licenses at significantly lower prices. As contract was signed for three years during this period licenses can be additionally purchased (Microsoft True-up) for all Microsoft products if business processes so require. As the preferential rates are significantly lower than usual and that due to the expansion of business processes occurs constant need to expand the licenses, by this are made considerable savings. In case existing licenses are not renewed in time the right to a preferential price (SA) is lost, and a new contract is signed with significantly higher prices of licenses.

- Value: RSD 34,390,167.00 without VAT Supplier: E-SMART SYSTEMS, Contract no. 17-40/2015 of 25.03.2015.

#### **Information systems for the registration of passengers and baggage - DCS**

- **Purpose:** Information system for the registration of passengers and baggage - DCS (Departure Control System) is an information system that is used in the process of registration of passengers and baggage, aircraft boarding control of passengers, cargo loading and making of aircraft load sheets.

JSC Belgrade Nikola Tesla Airport has signed a contract for the supply, implementation and maintenance of DCS system. The implementation of the said system is in progress, and in August is foreseen start of system operation. The main role of this information system is to provide a process of aircraft, passengers and goods handling with the aim to provide a high level of service, safety, security and efficiency, both to clients and the airport. This system replaced DCS Gaetan, which is has been used at the airport for more than 10 years, and which termination of operation is announced by the end of July 2015.

- Value: 228,815.00 Euros without VAT
- Supplier: a group of bidders ASSECO SEE d.o.o. and RES2 BV, Contract no. 17-53/2015 of 15.04.2015.

#### **Passengers and baggage reconciliation system - BRS**

- **Purpose:** Purchaser of passengers and baggage reconciliation system - BRS enables the automation of the passengers and baggage reconciliation process at the Airport Nikola Tesla.

JSC Belgrade Nikola Tesla Airport has signed a contract for the supply, implementation and maintenance of BRS system. The implementation of the said system is in progress, and in August was set the beginning of its operation. The introduction of BRS system enables automation of the important process of work in aircraft, passengers and goods handling of and is one of the next steps in the development of an integrated environment of specific airport systems and provides increased support of information systems to business processes of the Airport. The system should provide a higher level of quality of the process of baggage handling, improving communication paths and providing a common service platform also for the agents involved in the process of passenger and baggage handling.

- Value: 193,890.00 Euros without VAT
- Supplier: a group of bidders ASSECO SEE d.o.o. and TRAVSYS BV, Contract no. 17-89/2015 of 06.05.2015.

### Bag message service - BMS

- **Purpose:** The BMS is a service that is essential for the operation of BRS system and which allows its connection to the systems for registration of passengers and baggage (DCS) of airport users.

JSC Belgrade Nikola Tesla Airport has completed the implementation of this system on 24.06.2015, and the handover protocol was signed on 08.07.2015 after completion of testing for a period of 2 weeks. Bag Message is a service for the distribution of messages designed to provide IATA BAGGAGE INFORMATION MESSAGES both to airlines that need to distribute messages on baggage, and airports that need unified data transmission to their systems for baggage handling, for a number of different users (airlines, airport, etc.).

- Value: BAG MESSAGE SERVICE - BMS 112,704.00 euros without VAT
- Supplier: SITA INC BV, Contract no. 17-97/2014 from 29.04.2014.

### Standard IT equipment

- **The purpose:** The foreseen procurement will extend the existing server capacity of DATA CENTER to the virtual environment, the implementation of new business information systems, as well as the migration of existing systems to the virtual environment.

- a. **BRS (Baggage Reconciliation System)** - A system for matching passengers and baggage
- b. **Microsoft SharePoint Server 2013** - includes the installation and configuration of servers, making internal portal and the development of modules, "Registry Office" and "Public Procurement", which will represent a very demanding services on the new portal.
- c. **Microsoft Exchange Server** - the extension of existing capacity.
- d. **Single Sign On Server** - Single Sign On (SSO for short) is an authentication process that allows the user presenting of his accreditation information only once to gain access to all allowed resources. After a user authenticates, he can run applications that he is authorized for.
- e. **ERP (Enterprise Resource Planning)** - software that will monitor the entire business of the company with all transactions and organization of the production process.
- f. **Back-up servers** - Back-up is a process that refers to making copies of the original source data in case the original source of the data is damaged.
- g. **Microsoft Lync** - communication server
- h. **System Center Configuration Manager** - Server that controls computers and servers, updates and maintenance updated version of the application, setup configuration and security policies, monitors state of systems.

As well as other Microsoft services.

- Value: RSD 9,776,600.00 without VAT
- Supplier: PAN COMPUTERS, Contract no. 17-61/2015 of 22.04.2015.

### Business Information system – ERP

- **Purpose:** Business Information system - ERP (Enterprise Resource Planning System), represents a platform of integrated applications that provide integration and optimization of business processes. The main purpose of ERP system is to facilitate the flow of information between all business functions inside the organization and with external partners and business partners. Future information system should fully integrate business processes, eliminate the manual processes, and introduce automatic control in all fields of application.

The above acquisition includes the purchase of licenses for application software, service of business process analysis, implementation and adaptation of the system to the needs of airport business, as well as service of preventive and corrective maintenance of the

system after commissioning. By the purchase of the ERP system is planned replacement of existing business information system with the new ERP system. The new ERP system will in addition to the functionalities of existing business information system introduce new functionalities as IT support to following processes: maintenance of infrastructure, human resources management, advanced reporting, investment management, etc. The purchase of the new system will provide the modular and expandable solution, that as such, offers a simple system expansion by adding new functionalities and modules in the future;

- **Status:** The Decision was made by Supervisory Board on investment, No. 05-280/1 of 13.08.2015 and the Decision granting consent to take legal action and assume the contractual obligations for public procurement of business and information system - ERP, No. 05-279/1 dated 13.08.2015.

### Equipment and software for upgrading check-in counters

- **Purpose:** The purchase planned equipping of new premises for the registration of passengers. Supply includes the necessary computer equipment and software to equip the new check-in counters and other facilities that are planned within the new premises, which is being prepared through the project for expansion of airport capacity.

Primarily, it foresees purchase of licenses and equipment for CUTE system which is used as a common technological platform for access to the various DCS (Departure Control System) systems for the registration of passengers. The new check-in counters, as well as those who currently in use at T1 and T2, will be equipped with CUTE equipment which will enable on the new check-in counters too automated passenger registration process through various DCS systems.

In order to use space in which new check-in counters will be placed for the intended purpose, it is intended to purchase an additional number of IDS (Information Display System) monitor with accessories for IDS system for displaying information about flights and timetables as well as various other information for passengers, employees and other users of the airport.

**Status:** The decision on the investment was made by the Supervisory Board, No. 05-339/1 dated 09.10.2015 for the purchase of equipment and software to upgrade the check-in counters.

### The official application of Belgrade Nikola Tesla Airport

- **Purpose:** Belgrade Nikola Tesla Airport announced the official application for Android and Windows mobile platforms in order to facilitate retrieval of information requested by the passengers, visitors and all users interested in specific information. The mobile application is one of the main sources of information for interested users and it was necessary to create the same so that users get as quickly as possible the information required. At the official application of Nikola Tesla Airport can be followed departures and arrivals, can get information on how to get to the airport, where one can shop, and airport map can be viewed, one can obtain information about airlines, car rental agencies, etc.

- **Status:** The formal application was released for Android and Windows mobile platforms. The rebalanced procurement plan for 2015 envisaged development of version for IOS mobile platform which will complete the mobile application for all currently most used platforms.

### Technical documentation for construction of aircraft de/anti-icing pad

- **Purpose:** The technical documentation will provide construction of an aircraft de/anti-icing pad together with associated installations and facilities. Planned surface of the pad together with service road and parking for vehicles will be about 20,500 m<sup>2</sup>.
- **Status:** After completed public procurement procedure for selection of the most favourable tenderer for development of technical documentation for construction of aircraft de/anti-icing pad, it was selected consortium with leading member, company Mašinoprojekt koprivica. Public procurement contract will be concluded on 09.06.2015. Total value of contract amounts to RSD 8,400,000.00 and deadline for development of technical documentation is 90 days from the date of conclusion of contract. Designer has submitted two alternatives of conceptual design and Prefeasibility Study with Preliminary Design are in progress.

### Technical documentation for upgrade of finger hall C

- **Purpose:** The technical documentation will provide for the upgrade of finger hall C, the total area of 11,000 m<sup>2</sup> gross. Upgrading of building is planned for the area of the expanded part of apron C, from the parking position C6 to parking position C10. It is anticipated that the new facility's height is GF + 1. Upgrade of finger hall C is of major importance for increasing the terminal capacity. Larger commercial offer will lead to increase revenue of non-aviation services. Primarily, the idea is that after the construction of this space the same is offered to adequate commercial facilities such as restaurants, duty free and duty paid shops and other facilities that are specifically applicable for this type of space.
- **Status:** After completed public procurement procedure for the selection of the most favourable tenderer for preparation of technical documentation for upgrading of finger hall C, selected company is Mašinoprojekt koprivica. On 29.04.2015 public procurement contract is concluded. Total value of Contract is RSD 18,970,000. Designer submitted two alternatives of conceptual design for updating finger hall C. In progress is elaboration of the second alternative of updating through Preliminary Design.

### Technical documentation for construction of D check point facility

- **Purpose:** Technical documentation provides for construction of D check point facility of 340 m<sup>2</sup>. Construction of D check point is essential to raise security of the border crossing to an appropriate level and to improve security control of persons and vehicles on the security check point D. By improving operational technologies in check point D, in addition to the above mentioned security aspects, the very movement of persons and vehicles into security restricted area will accelerate and improved.
- **Status:** After completed public procurement procedure for execution of works on construction of D check point facility is selected consortium headed by company Morava In. Contract is concluded on 03.12.2015. Earthworks are completed and works on concrete structure of the facility are in progress.



### Renovation of commercial space

- **Purpose:** Increasing airport capacity and the commercialization of space in Terminal 1 in order to improve the quality of services and increase revenues from outside the aviation services. The planned new organization of space which involves the formation of offices, meeting rooms, conference operative services, recreation rooms, a kitchen as well as the formation of premises for installation of the UPS. In order to improve the above premises are planned works on the development of suspended ceilings with lighting, forming walls, replacement of flooring, renovation of facades and finishing area.
- **Status:** After the public procurement procedure for selection of the best bidder for the execution of the works selected by the consortium headed by the company WD Concord West. The contract was signed on 08.04.2015. year. The deadline for completion of works is 40 days from the date of introduction into the business. Works on the arranging of commercial space were completed in the part which was available. By the end date of the contract it is necessary to carry out work in the area where they are currently housed employees of Air Serbia, after their relocation.

### Renovation the ground floor of Terminal 1 and a connecting part

- **Purpose:** Expansion of traffic capacity and commercialization of space in Terminal 1 and the connecting part in order to improve quality of service. Arrangement includes the dismantling of existing commercial space on the ground floor of Terminal 1 and the connecting part (counters, travel agencies, shops and restaurants) and a complete renovation and equipping of the space with new, modern, interior design solutions. This position provides also for arranging space for baggage claim area in Terminal 1, which includes dismantling of equipment for sorting and transfer of baggage, and complete renovation and equipping of the space with new, modern, interior design solutions.
- **Status:** After the public procurement procedure for selection of the best bidder for the development of technical documentation it was chosen company Mašinoprojekt Kopriv. On 06.05.2015 was concluded public procurement contract for technical documentation. The total contract value amounts to 780,000 dinars. The deadline for preparation of technical documentation is 30 days from the date of conclusion of the contract. The drafting of technical documentation is completed. Public procurement procedures are initiated for selecting the best bidder for the works on the renovation of connecting part and baggage claim area. The deadline for submission of bids has been extended due to the complexity of the project and changes to the technical documentation.

### Technical documentation for construction of aircraft de/anti-icing pad

- **Purpose:** The technical documentation will provide construction of an aircraft de/anti-icing pad together with associated installations and facilities. Planned surface of the pad together with service road and parking for vehicles will be about 21,000 m<sup>2</sup>.
- **Status:** After completed public procurement procedure for selection of the most favourable tenderer for development of technical documentation for construction of aircraft de/anti-icing pad, it was selected consortium with leading member, company Mašinoprojekt Kopriv. Public procurement contract will be concluded on 09.06.2015. Total value of contract amounts to RSD 8,400,000.00 and deadline for development of technical documentation is 90 days from the date of conclusion of contract (obtaining of approvals from competent institutions is not included). Preliminary Design is completed and submitted to the Ministry of construction,

transportation and infrastructure for revision. Preliminary Design corrections based on the remarks of the review committee are in progress.

### Technical documentation for upgrade of finger hall C

- **Purpose:** The technical documentation will provide for the upgrade of finger hall C, the total area of 11,000 m<sup>2</sup> gross. Upgrading of building is planned for the area of the expanded part of apron C, from the parking position C6 to parking position C10. It is anticipated that the new facility's height is GF + 1. Upgrade of finger hall C is of major importance for increasing the terminal capacity. In addition to increase of technological capacities, there will be increase of the area intended for commercial facilities too. Larger commercial offer will lead to increase of the revenue of non-aviation services. Primarily, the idea is that after the construction of this space the same is offered to adequate commercial facilities such as restaurants, duty free and duty paid shops and other facilities that are specifically applicable for this type of space.
- **Status:** After completed public procurement procedure for the selection of the most favourable tenderer for preparation of technical documentation for upgrading of finger hall C, selected company is Mašinoprojekt koprivica. On 29.04.2015 public procurement contract is concluded for development of technical documentation. Total value of Contract is RSD 18,970,000 and deadline for development of technical documentation is 115 days from the date of contract conclusion (obtaining of approvals from competent institutions is not included). Preliminary Design is completed and submitted to the Ministry of construction, transportation and infrastructure for revision. Remarks of the review committee have been removed. The preliminary project was submitted to the Ministry of Construction, Transport and Infrastructure for further technical inspection.

### Reconstruction of existing and construction of new route of heating pipeline

- **Purpose:** Existing district heating network in the section from canteen to the substation in the building of Terminal 2 is over 25 years old and partially goes under the terminal building. Leaks in this part of the route would jeopardize the stability of the building and rehabilitation alone would be extremely difficult to implement. Modernization of heating pipeline foresees relocation of the route that passes beneath Terminal 1, connecting part and Terminal 2, as well as placing of modern pre-insulated pipes over the entire length of the route, which will lead to a reduction in heat losses in the network, and therefore to financial savings. Also, the new route of the heating pipeline should supply thermal energy also to the terminal building which will be located in the extension of finger hall C.
- **Status:** After the public procurement procedure for selection of the best bidder for the development of technical documentation was chosen company Quiddita. On 04.28.2015 a public procurement contract for development of technical documentation is concluded. The total contract value amounts to 1.939.000 dinars. The deadline for preparation of technical documentation is 75 days from the date of conclusion of the contract (obtaining of approvals from the competent institutions does is not included in the deadline). A positive report of the expert control of the Feasibility Study and Preliminary Design is received. Ministry of Construction, Transport and Infrastructure is submitted documents required for obtaining a building permit.

### Making of Pre-Feasibility study with General Design

- **Purpose:** Valid planning documentation, on the basis of which it is possible to plan new facilities, buildings and infrastructure in the area of Nikola Tesla Airport dates back to 1982. Airport Nikola Tesla has already reached and met most of the capacities provided for in that planning documentation, and is disabled to develop further in accordance with the new modern trends in the airline industry, as well as to follow the significant increase in the number of aircraft movements and the number of handled passengers and goods. Preparation of preliminary feasibility study with the general design will enable to start legal procedures for the adoption of new planning documents, which will itself facilitate the development of the airport in several phases over the next 30 years.

- **Status:** Pre-Feasibility Study with the General Design has been completed and forwarded to the Review Commission for technical inspection. In accordance with the Law on Air Transport Pre-Feasibility Study with the General Design was forwarded to the Civil Aviation Directorate for their opinion.

### Technical documentation for the construction of road that will link the apron A and apron B

- **Purpose:** The road that will connect the apron A and apron B is intended for movement of vehicles and equipment for aircraft, handling as well as for movement of official vehicles to technical facilities and heating plant. The new road will allow movement of official vehicles without entering the area which is under the responsibility of the airport traffic control, i.e. without crossing lines of aircraft movements and movements of official vehicles and equipment for aircraft ground handling.

- **Status:** On 08.09.2015 was submitted a request for the issuance of location conditions for construction of road to the Ministry of Construction, Transport and Infrastructure.

### Placing of perimeter protection, and integration with video surveillance system

- **Purpose:** The installation of the radar system for perimeter protection will allow detecting and alarming about unauthorized access of persons and vehicles to airport perimeter.

- **Value:** RSD 82,290,000.00 without VAT

- **Contractor:** MACCHINA SECURITY doo Belgrade, signed contract no. 17-94/2015 on 18.05.2015

- **Status:** There is ongoing construction works in accordance with the contract (deadline: 180 days).

### Equipment for recovery of aircraft

- **Purpose:** The goal of purchasing the equipment is completing existing equipment that was purchased in the previous period, which is used for recovery of disabled aircraft. Based on international regulations ICAO Annex 14, Chapter 9.3 and Airport Services Manual Part 5, the airport must have a plan for the recovery of the aircraft, and the recommendation is to possess also equipment for the recovery of aircraft so that in case of an aircraft accident or incident on runway or manoeuvring areas of the Airport it could make the recovery, move or removal of the same and to restore as soon as possible the normal functioning of the airport.

In case of aircraft accident following the on-site investigation of competent services and upon obtaining permission from them to start moving aircraft or portions thereof, it is necessary as soon as possible to enable the smooth functioning of the airport. In order to achieve this it is necessary that the airport has the equipment and professional staff that can do it safely and in the shortest possible time.

In the previous period is started procurement of a portion of equipment for the recovery of aircraft and the aircraft lifting air bags, synthetic ground panels, elastic cables, steel cables, tension meters and many other supporting equipment. The same was necessary to supplement because with existing equipment it is not possible to recover aircraft in all segments of its possible damage. Equipment that is the subject of procurement is required for recovery of small aircraft from the runway (Example: landing of small aircraft that has not pulled out the wheels and stayed on the runway. The lack of adequate and now planned equipment, made removal of the aircraft much harder, although not greatly damaged, because it landed on fuselage and was sliding to a stop without rolling over. During that time it was impossible for any other aircraft to land). Also, with large aircraft if they land on fuselage and have a breakdown on the landing gear, and stop and remain on fuselage, to set the airbags and use equipment which the airport owns, the aircraft must first be temporarily raised by the planned equipment (crossbar for lifting Aircraft and other ancillary equipment). Only then airbags are placed and other equipment to try to recover it and fix the landing gear. If there is no possibility that aircraft moves on its landing gear then part of the equipment that is necessary are also units for transport of aircraft with inoperative / damaged front or main single-axle landing gear with accessories.

It is very important for the airport, since it has only one runway, that in case of accident aircraft, the same is as soon as possible removed because every minute of the airport closure brings huge losses to the airport.

We point out it is important to avoid secondary damage to the aircraft that may be caused if you are not doing it with adequate equipment and if staff handling it is not trained to work with it. Then there will be additional damage to the aircraft for which is directly responsible one who recovers aircraft.

To avoid such situations, it was necessary to obtain adequate and quality equipment and train workers to handle the same.

#### Exploitation of equipment:

In addition to all of the above, the plan of Security Department and Belgrade Nikola Tesla Airport is to try to become a regional centre for recovery of the aircraft and a training centre for the recovery of the aircraft. Bearing in mind that the Belgrade airport is the regional leader in numbers of carried passengers and baggage, as well as the capacity that has in relation to the airports of the former Yugoslavia, with the existing and new equipment for the recovery of aircraft the conditions can be met for conclusion of contracts with airports in the region and airlines, related to provision of aircraft recovery services.

We point out it is in the interest of every airport in case of aircraft accident on the runway to make the runway operational as soon as possible in order not to lose money. Given that very few airlines have equipment that part of the work will very few airport authorities to resolve the situation in a short time, while keeping in mind that hardly any airport in the has any of the equipment to act in such situations, the possibility is that the contracts for providing services of recovery of aircraft, which would be offered to airports in the region, would pay out the equipment itself. Along with the recovery of aircraft in the near future Security Department will be able to provide training in this field as at this time the airport has 12 licensed and trained workers for recovery of aircraft and four of them from are coordinators.

- **Value:** 17,342,765.00 dinars without VAT
- **Supplier:** Centum d.o.o., Contract No. 17-85 / 2015 of 04.05.2015

### Training of employed workers in the field of fire protection

• **Purpose:** The main objective of the training is to familiarize employees with the field of fire protection and train them in handling extinguishing apparatuses by lecturers and instructors. During 2015 more than 600 employees successfully mastered the training in the field of fire protection. Training is done on the basis of the republic law on fire protection Art.53. Basic training in the field of fire protection is organized for all employees immediately after employment, and not later than 30 days from the date of their employment. Persons working in fire protection activities can perform basic training and practical knowledge test referred to in paragraph 1 of this Article in the legal entity in which they are employed. Basic training in the field of fire protection is organized for all employees, not later than one year from the date of their employment. Employees' basic training and practical knowledge test, are performed by legal persons engaged in fire protection activities.

### Amendment of library "TIP" system

- **Purpose:** Installation of "TIP" system with new images (control system for the x-ray operator, or those who are doing security control of baggage)
- **Value:** RSD 1,624,000.00 without VAT
- **Contractor:** JUGOSCAN d.o.o. Belgrade, signed contract No. 18-32 / 2015 dated 22.04.2015
- **Status:** The system (image library) is installed in all X-ray devices at the complex of ANT in June 2015. TIP system for hand baggage is intended for devices such as:
  - aTiX,
  - HS 6040ix, HS 7555
  - HS 7555si

A library with at least 1,000 virtual displays of dangerous items, sorted by categories of threats, for devices that are used to control cabin baggage must contain:

- 65% of improvised explosive devices,
- 15% of weapons and components,
- 15% knives, and
- 5% other dangerous and prohibited items;

TIP system for checked baggage is intended for device types: HS 100100-2is, has 1,000 virtual displays of prohibited items.

TIP system for cargo and mail is intended for devices such as:

- HS 180180-2-2is 300kV
- HS 100100-2is, has 1,000 virtual displays of prohibited items.

### Explanation:

Procurement of new images and supplement to the existing image library of TIP system is planned (x-rays operator control system, or those who do security control of baggage) and explosive detectors. TIP system consists of images of items (hand, hold baggage ...) in which are hidden prohibited items (weapons, ammunition, explosive devices ...) but so that they cannot be easily noticed. Images of these items are real, or identical to images of real objects that is, baggage being assessed. Images of whole baggage containing the prohibited items are inserted during the work of the operator into devices and downloaded to monitors together with images of actual baggage examined by X-ray device and thus control the work of operators and raise their vigilance and their training. In addition to images of whole baggage system inserts also "prohibited items" into the actual baggage examined on X-ray device. The operator must recognize prohibited baggage or prohibited items in real baggage and only when it is

marked as suspicious, if it is a false image of TIP system, on the monitor appears information that it is a test. Based on the number of found or missed "tipped items" then the time required for decision, the system evaluates the work of operator by assessment from -4.66 to +4.66 and on this basis statistic of the work of each operator is made on a daily, weekly and monthly basis, and operators are sent to more or less frequently refreshers or they are for a limited time re-assigned to another job if they have not so good results.

It is necessary to introduce new images each year, to avoid mechanical action of operators when reviewing images that have been previously memorized, once a year is needed to refresh and increase existing image library.

### **STI software with workstations and the central unit**

- **Purpose:** Install STI software to workstations and the central unit
- **Value:** RSD 6,541,875.00 without VAT
- **Contractor:** JUGOSCAN doo Belgrade, signed contract no. 17-93 / 2015 on 13.05.2015
- **Status:** STI software with workstations and the central unit is installed in the room for training operators in T1 of ANT during August 2015

#### **Explanation:**

STI software is designed for training of x-ray operators. The basis for the procurement is item 5.5.2. of the Airport manual for security screening approved by the Civil Aviation Directorate of the Republic of Serbia, which stipulates that persons working on x-ray devices or EDS (Explosives Detection System) must complete recurrent training consisting of recognition X-ray images and test, at least once a year. Regulations require that the base has 6000 images of prohibited items and must be updated every year. Operators who do not pass recurrent training cannot further work on these jobs, but are re-assigned to a lower position.

The existing system, which was used for training of operators, is owned by the Civil Aviation Directorate of the Republic of Serbia and is given for use by the Airport Nikola Tesla, provided that Civil Aviation Directorate of the Republic of Serbia has priority of use for its own purposes and may, in accordance with their needs, withdraw it from the airport. The system has been at the airport since 2010 and so far Image Base is not restored and the software itself is not entirely appropriate, because it contains both images of hand and hold baggage together and test is designed in such a way that all questions are regarding hand baggage.

The current system does not involve recognition of X-ray images of cargo and mail as separate entirety.

The existing system no longer supports some new legal provisions adopted in the meantime, such as a small knife blade length that can be carried in hand baggage.

As the Civil Aviation Directorate provided that in the x-ray security screening must be operators that work on security screening of cabin baggage, hold baggage, cargo and mail, the new STI system is so designed.

### **X-ray devices for hand baggage standard 2 (2 pieces)**

- **Purpose:** Purchase of two X-ray devices in standard 2 for examination of hand baggage of persons who are not travellers at D security check point.
- **Value:** RSD 11,316,000.00 without VAT
- **Contractor:** JUGOSCAN doo Belgrade, signed contract no. 17-97 / 2015 of 01.06.2015
- **Status:** two X-ray devices in standard 2 for security screening of hand baggage of persons who are not passengers procured for D security check point, installed in the waiting room gate-C5-C6-C7, as reconstruction of D check point is not completed, and in the aforementioned gate

we had devices in standard 1. These devices are used in the above waiting room since the beginning of June 2015.

Explanation:

As part of the planned reconstruction of "D" check point it is planned to install place for security screening of employees, requiring deployment of two X-ray devices in standard 2. From the Civil Aviation Directorate it has been suggested before, the last time on 17.04.2014. Decision No. 5/4-04-0017/2014-0002 attached). According to the Manual for security screening in Nikola Tesla Airport is defined that „Persons who are not passengers, together with items carried shall be continuously screened when entering security - restricted area in order to prevent carrying of prohibited items into this area. Security screening of these persons is the same as for passengers and cabin baggage. Due to rationalization of costs, for D check point shall be procured device of more modest performances, which is standard one, which does not have the ability to detect explosives in liquids. This procedure will be done manually with the help of a portable device that has these capabilities, also because of the dimensions of the room where the security screening will be performed, is taken considerably smaller and thus lighter X-ray device. The facility designed for it is not yet constructed, so that X-ray devices will be placed in containers where the space for security screening is smaller than planned.

### Training of employees in the Employees Centre Training

Staff who indirectly affects the safety of air traffic must be trained in a Training Centre authorized by DCA and must have certificates of training (Article 187, Law on Air Transport ("Official Gazette of RS", No.73/2010, 57/2011 and 93/2012). In accordance with the above mentioned Training Centre is authorized by DCA for training of staff performing the following professional tasks in aviation:

1. Aircraft, passengers and goods handling at airports;
2. Fire & Rescue protection;
3. Transport of Dangerous Goods in air traffic;
4. Control of correctness of aircraft movement area, airport facilities and installations;
5. Supply of aircraft by fuel.

Under staff performing jobs of aircraft, passengers and baggage handling are understood the following job profiles:

1. Traffic Coordinator (**airport Duty Manager**);
2. Traffic Dispatcher (**traffic dispatcher and Flight coordination**);
3. Apron dispatcher (**ramp agent**);
4. Controller of aircraft, passengers and baggage handling (**supervisor of aircraft, passengers and baggage ground handling, inspector of final checks of aircraft de/anti-icing, stockman in bonded cargo warehouse**);
5. Aircraft Balancer;
6. Airport equipment operator (**driver and operator of traction units, passenger stairs, elevators, cargo loaders, water truck tanks, aircraft toilet service units, aircraft de/anti-icing units, air bridges, passengers apron buses, passengers and crew vans etc.**);
7. Generator operator (**operator of the GPU and Air Starter**);
8. Marshaller (**driver of special purpose vehicle Follow me, aircraft ground communications operator**);
9. The airport host or hostess aviation port (**ground stewardesses/stewards, passengers and baggage agents, passengers and baggage registration supervisors**).

Number of trainings in the period 1.1.2015 – 30.9.2015:

Traffic dispatcher	2
Aircraft Balancer	3
Stewardess (cat. 1)	111
Stewardess (cat. 2)	15
Supervisor of aircraft handling control (cat. 1)	13
Supervisor of aircraft handling control (cat. 3)	1
Traffic Coordinator	5
Marshaller (level 1)	16
Marshaller (level 2)	4
Airport equipment operator (level 1)	115
Generator Operator	15
Aircraft cargo loading worker	63
Baggage sorting worker	23
Cargo loading worker in Cargo Warehouse	6

Under the staff that performs fire - rescue protection are understood the following job profiles:

1. Commander;
2. Professional fireman (**fire and rescue unit and fire prevention ward**);
3. Support staff (**employed primarily on other jobs**);
4. Instructor (**instructors of practical training**).

Number of trainings in the period 1.1.2015 – 30.9.2015:

Professional fireman	11
Support staff	36
Training in fire protection	61

Under the staff that performs the transport of dangerous goods in air traffic are understood:

1. Staff Category 1 - the sender or the person who takes over the responsibility of the sender;
2. Staff Category 2 - staff engaged in preparing packages of dangerous goods;
3. Staff Category 3 - staff that performs processing of dangerous goods;
4. Staff Category 4 - staff performing processing of cargo and mail (dangerous goods excluded);
5. Staff Category 5 - staff that performs handling and storage of cargo and mail;
6. Staff Category 6 - staff performing **acceptance of dangerous goods**;
7. Staff Category 7 - staff that performing acceptance of goods and mail (dangerous goods excluded);



8. Staff Category 8 - staff performing ground **handling of cargo, mail and baggage**;
9. Staff Category 9 - Staff who are engaged in passenger handling (**ground stewardesses / stewards, agents of passengers and baggage registration, supervisors of passenger and baggage registration**);
10. Staff category 10 - **Aircraft Balancer and supervisor of aircraft, passenger and goods ground handling**;
11. Staff Category 12 - Staff who are engaged in **x-ray security screening of passengers and baggage, cargo and mail**.

Number of trainings in the period 1.1.2015 – 30.9.2015:

Transport of dangerous goods in air traffic, cat. 7	3
Transport of dangerous goods in air traffic, cat. 10	15
Transport of dangerous goods in air traffic, cat. 9	36
Transport of dangerous goods in air traffic, cat. 12	66
Transport of dangerous goods in air traffic, cat. 5 and 8	166

Under those performing the tasks of controlling the correctness of the aircraft movement area, airport facilities and installations are understood job profiles of the **Controller of correctness of aircraft movement area, airport facilities and installations**.

Under the staff performing supply of aircraft with are understood following job profiles:

1. Fueller (**refueller driver and fuel operator**);
2. Fueller Assistant;
3. Stockman (**fuel stock-keeper**).

In addition to these trainings prescribed by national legislation the Training Centre performs a large number of **internal trainings** prescribed by internal training programs (in accordance with international ICAO and IATA standards) according to job requirements at the airport and by airlines. It should also be noted that such trainings cannot be obtained in any other existing training centre in our country, while their realization through centres abroad is first of all expensive and of questionable character because of its applicability (trainings are designed to jobs and real working conditions). Internal trainings carried out within the Training Centre of JSC Belgrade Nikola Tesla Airport:

- ✓ The foreman of cargo transshipment
- ✓ The foreman of baggage sorting area
- ✓ Transport worker - transshipment of cargo on aircraft / baggage sorting / cargo transshipment in BCW.

### **Recruitment and Selection**

In the period from 1.1.2015 to 30.09.2015, Human Resources Management Department has conducted 60 selections, during which 313 candidates were invited for an interview.

After conducted selection, 139 candidates were engaged through youth organizations, while 29 candidates were engaged in temporary jobs.

## **Professional development and training**

In July 2015 was announced public invitation for engagement of candidates for the professional development and training on jobs of traffic, mechanical, electrical, construction and legal profession, the profession in the field of security, passenger handling and computers electronics.

A total of 236 candidates has applied for, whose applications are handled by the Human Resources Management Department. Of the total number of applicants, 34 candidates fulfilled requirements, while with 26 candidates was signed contract on professional development and training.

## **6. DESCRIPTION OF SIGNIFICANT RISKS AND UNCERTAINTIES FOR THE REMAINING SIX MONTHS OF THE BUSINESS YEAR**

Due to market risks, which influence on financial instruments, the management of the Company vigilantly monitors risky developments and take precautionary measures for risk management.

### **6.1. MARKET RISK**

When analysing the market and its impact on the Company's operations, primarily on the financial instruments, the Company perceives risks of changes in foreign exchange rates (currency risk) risks of changes in interest rates, and the risk of changes in prices of services.

#### **a) Currency risk**

The analysis of the assets and resources of the Company on 30.09.2015, primarily of cash and cash equivalents, receivables from buyers, liabilities from long-term loans, financial leasing and the like can be said that the Company is exposed to foreign exchange risk.

By detailed analysis of the currency structure of financial assets and liabilities as of 30.09.2015 can be concluded that the funds are contracted with currency clause and that exceed the agreed financial obligations in the currency. Financial liabilities contracted in currencies are generally long-term nature. Based on the above facts it follows that Belgrade Nikola Tesla Airport does not operate with a high exposure to currency risk.

#### **b) Risk of interest rate change**

Risk of change of interest rate does not represent significant risk for the Company. Financial instruments with contracted interest are mainly defined with fixed interest rate. Therefore, change of interest rate will not considerably influence revenues and expenditures of the Company.

### **6.2. CREDIT RISK**

The Company estimates that the greatest of the risks affecting financial instruments is credit risk. The Company has huge receivables of domestic and foreign buyers and the credit risk permanently exists. In order to diminish this risk, the Company monitors charging realisation on regular basis. It analyses value of recovery in contracted term, payment default and non-recovered receivables.

Receivables from buyers refer to many clients, whereof the greatest part refers to receivables from Air Serbia.

### **6.3. LIQUIDITY RISK AND CASH FLOW**

Management of liquidity risk demands special attention of the Management of the Company. Therefore the Management has established business policy mostly based on financing from own resources. Outside funds are mostly long-term resources and short-term obligations can be covered from short-term receivables.

**7. MAJOR ACTIVITIES OF THE COMPANY WITH RELATED PARTIES IN THE FIRST SIX MONTHS OF THE CURRENT BUSINESS YEAR**

JSC Airport Nikola Tesla Belgrade has no related parties on the basis of the Company Law (Official Gazette of RS No.36/2011, 99/2011, 83/2014 and 5/2015 article 62) consequently no business activities with related parties.

Belgrade, 3 November, 2015

Chairman of the Executive Board

Acting Director General  
Saša Vlaisavljević



Finance Department Director

*D. Pejović*  
Dobriša Pejović

*O.O.*

Director General's Office



11180 Београд 59, Србија

Т: +381 11 209 4802

Е: кабинет.абнт@бег.аеро

СИТА: БЕГOWXX

Ф: +381 11 2286187

www.бег.аеро


## STATEMENT

Hereby we state that, according to our best knowledge, the quarterly report for the period I/IX 2015 which contains data for the third quarter of 2015 is drafted in line with appropriate international standards of financial reporting and that it shows true and impartial data on property, obligations, financial position and operating, profits and losses, cash flows and changes on the capital of the Company.

Executive Board President  
Acting Director General

  
Sasa Vlasisavljević

Finance Director

  
Dobrila Pejović



с.о.