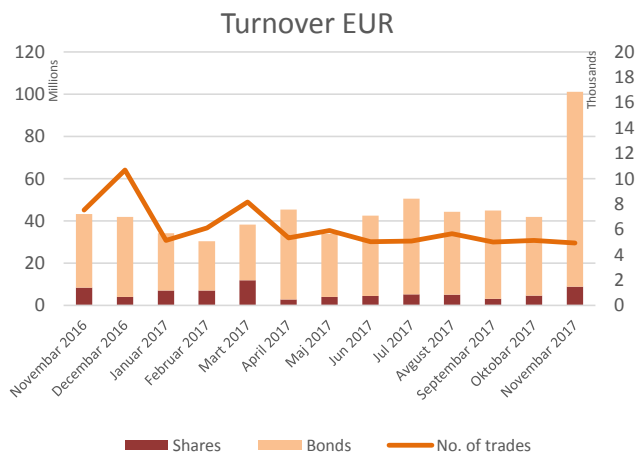


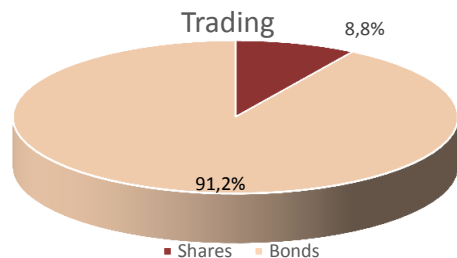


# Belgrade Stock Exchange Monthly Report

Novembar 2017

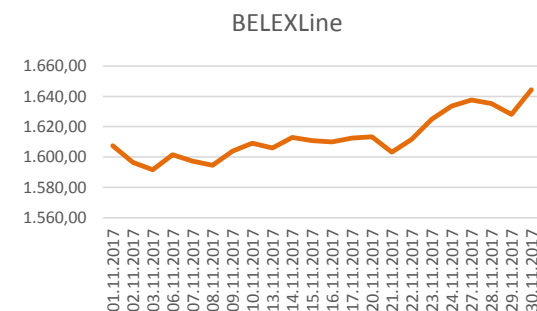
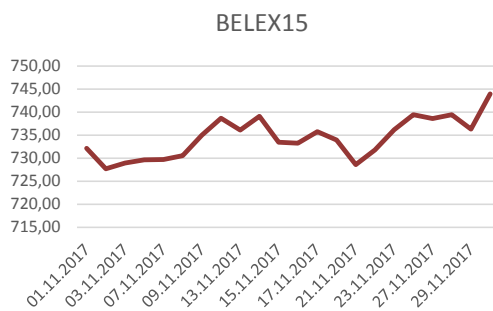


Segment	Total Turnover EUR	Trades
Prime Listing Shares	5.112.895	3.892
Prime Listing Bonds	92.212.174	46
Standard Listing Shares	1.869.376	144
Open Market Shares	1.192.340	466
MTP Shares	731.217	374
<b>Total:</b>	<b>101.118.003</b>	<b>4.922</b>



Total Market Capitalization (Shares) EUR: 4.557.613.639

Index	Last	Index Market Cap EUR	% Of Total Market Cap	Trades	Turnover EUR	Mothly Change	YTD
BELEX15	743,93	2.077.132.206	45,57%	4.172	7.425.233	1,81%	3,70%
BELEXLine	1644,46	2.283.634.899	50,11%	4.431	8.084.929	2,62%	4,78%



**Top 5 traded Shares**

Issuer	Ticker	Price RSD	Turnover EUR	% Change	Trades
NIS a.d., Novi Sad	NIIS	697,00	3.182.232	-1,27%	1.702
Komercijalna banka a.d., Beograd	KMBN	1.850,00	1.110.206	1,65%	52
Aerodrom Nikola Tesla a.d., Beograd	AERO	1.448,00	1.098.701	2,40%	1.978
Energoprojekt holding a.d., Beograd	ENHL	1.130,00	772.660	-5,60%	76
Metalac a.d., Gornji Milanovac	MTLC	2.124,00	743.150	7,27%	71

**Top 3 Gainers in the month**

Ticker	Price RSD	% Change	Turnover EUR
Topola univerzal a.d., Bačka Topola	TPLU	9.171,00	1060,89%
Veterinarski zavod Subotica a.d., Suboti	VZAS	230,00	74,24%
Grupa Univerexport - Trgopromet a.d., !	TRGOM	1.200,00	50,00%

**Top 3 Decliners in the month**

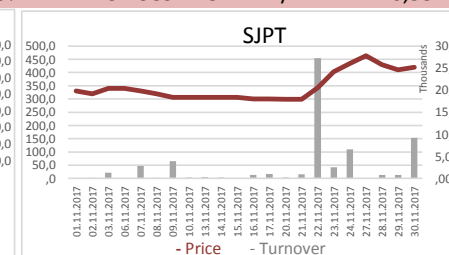
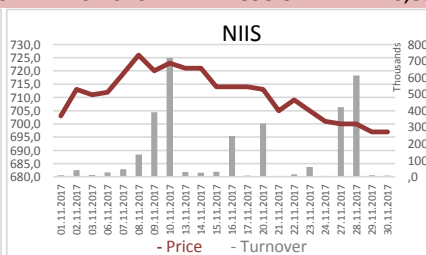
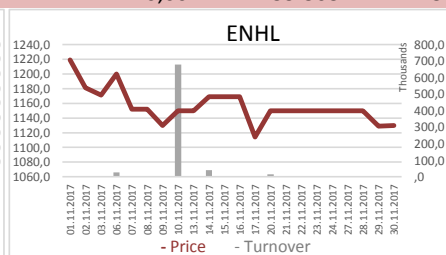
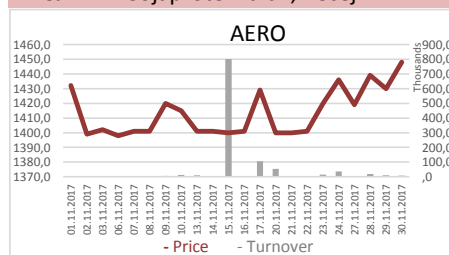
Ticker	Price RSD	% Change	Turnover EUR
Novosadski sajam a.d., Novi Sad	NSSJ	450,00	-35,71%
Goša FOM a.d., Smederevska Palanka	GFOM	320,00	-20,00%
Dimničar a.d., Beograd	DMNR	13.000,00	-18,75%



## Shares - Official Listing Segments

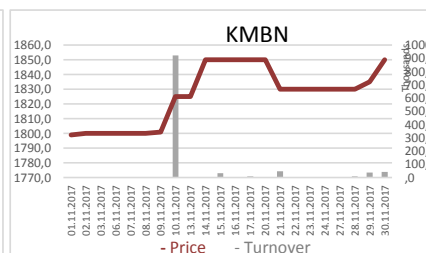
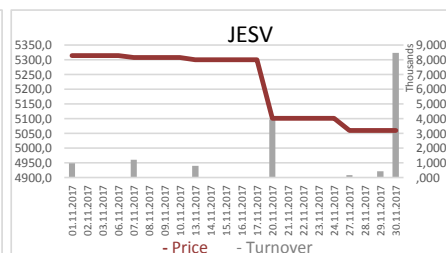
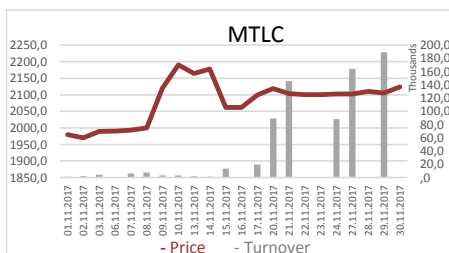
### Prime Listing Shares

Ticker	Issuer	Price RSD	Turnover EUR	Trades	1y price range	Issued shares	Monthly change	Market CAP	P/E	P/B
AERO	Aerodrom Nikola Tesla a.d. , Beogr	1.448,00	1.098.701	1.978	1052 - 1450	34.289.350	2,40%	415.785.457	16,81	1,85
ENHL	Energoprojekt holding a.d. , Beogra	1.130,00	772.660	76	1053 - 1520	10.931.292	-5,60%	103.440.693	53,22	1,47
NIIS	NIS a.d., Novi Sad	697,00	3.182.232	1.702	612 - 775	163.060.400	-1,27%	951.749.730	7,07	0,53
SJPT	Sojaprotein a.d. , Bečej	420,00	59.303	136	270 - 670	14.895.524	26,89%	52.389.778	/	0,55



### Standard Listing Shares

Ticker	Issuer	Price RSD	Turnover EUR	Trades	1y price range	Issued shares	Monthly change	Market CAP	P/E	P/B
JESV	Jedinstvo a.d. , Sevojno	5.060,00	16.020	21	3929 - 5501	304.719	-2,69%	12.911.941	9,94	0,61
KMBN	Komercijalna banka a.d. , Beograd	1.850,00	1.110.206	52	1600 - 1950	16.817.956	1,65%	260.547.206	/	0,57
MTLC	Metalac a.d. , Gornji Milanovac	2.124,00	743.150	71	1425 - 2200	2.040.000	7,27%	36.284.919	16,76	1,40





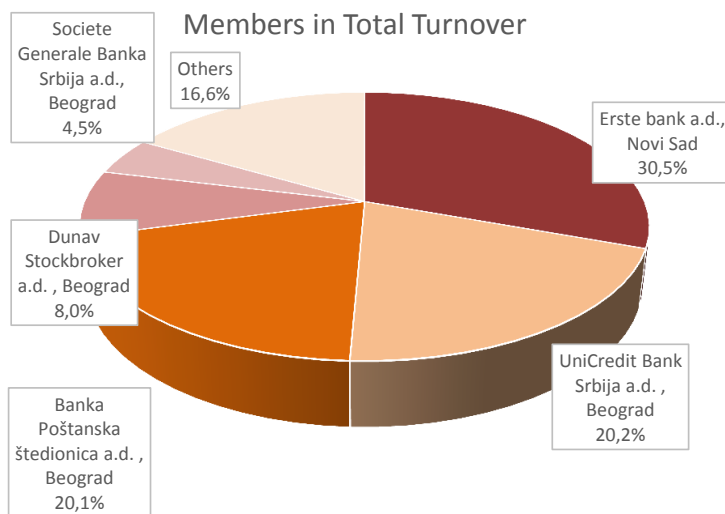
## Bonds - Official Listing Segments

Prime Listing Bonds - top 5 Turnover							
Ticker	Issuer	Price	Turnover EUR	Trades	1y price range	No. Of Bonds	Monthly change
RSO15105	Republika Srbija	109,0663	19.017.671	9	105,4267 - 115,1742	4.804.175	0,29%
RSO16134	Republika Srbija	107,2936	12.564.470	11	102,5118 - 108,1651	10.867.234	0,29%
RSO17153	Republika Srbija	103,5858	9.104.797	4	99,3962 - 103,5858	8.593.817	1,10%
RSO15112	Republika Srbija	108,4857	8.901.962	6	105,8719 - 115,118	3.459.287	0,28%
RSO16138	Republika Srbija	101,1009	7.077.063	1	101,1009 - 102,2865	69.880	-1,16%

## Top Member Statistics

Trading in Shares		
Member Name	Turnover EUR	% in Turnover
Wise broker a.d., Beograd	5.262.334	29,50%
M&V Investments a.d., Be	2.310.365	13,02%
Sinteza Invest Group a.d., I	2.173.787	12,20%
Dunav Stockbroker a.d., B	1.984.399	11,12%
Vojvođanska banka a.d., N	1.458.635	8,20%

Member Name	Trades	% in Trades
Banka Poštanska štedionica a.d., Be	3.108	31,87%
Vojvođanska banka a.d., N	791	8,11%
Komercijalna banka a.d., E	777	7,97%
Dunav Stockbroker a.d., B	754	7,73%
Sinteza Invest Group a.d., I	739	7,58%



Trading in Bonds		
Member Name	Turnover EUR	% in Turnover
Erste bank a.d., Novi Sad	61.054.556	33,07%
UniCredit Bank Srbija a.d., Beograd	40.639.021	22,05%
Banka Poštanska štedionica a.d., Be	40.626.693	22,03%
Dunav Stockbroker a.d., Beograd	14.189.136	7,71%
Societe Generale Banka Srbija a.d.,	9.161.450	4,97%

Member Name	Trades	% in Trades
Banka Poštanska štedionica a.d., Be	29	31,52%
UniCredit Bank Srbija a.d., Beograd	23	25,00%
Erste bank a.d., Novi Sad	21	22,83%
Dunav Stockbroker a.d., Beograd	6	6,52%
Societe Generale Banka Srbija a.d.,	4	4,35%