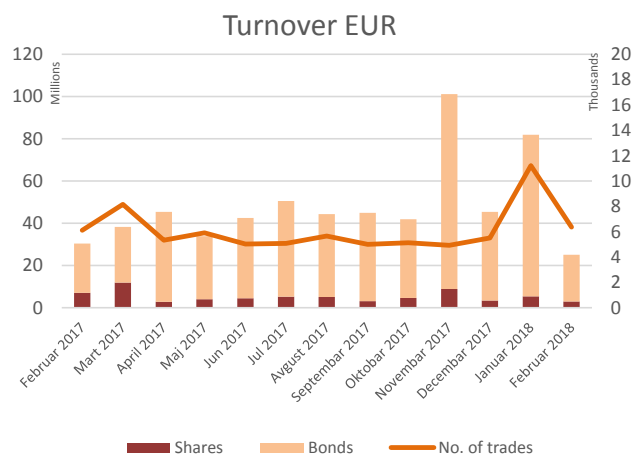


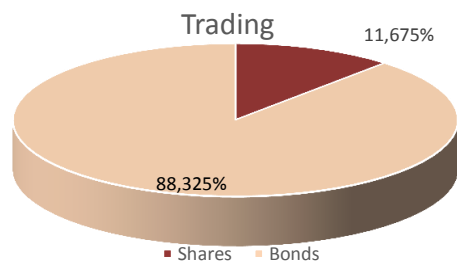


# Belgrade Stock Exchange Monthly Report

Februar 2018

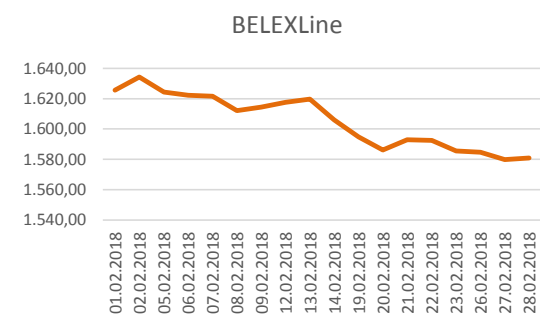
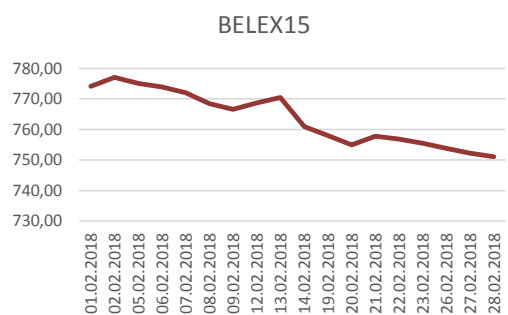


Segment	Total Turnover EUR	Trades
Prime Listing Shares	841.905	5.601
Prime Listing Bonds	22.189.814	24
Standard Listing Shares	1.167.846	153
Open Market Shares	647.875	299
MTP Shares	275.359	300
<b>Total:</b>	<b>25.122.799</b>	<b>6.377</b>



Total Market Capitalization (Shares) EUR: 4.564.792.112

Index	Last	Index Market Cap EUR	% Of Total Market Cap	Trades	Turnover EUR	Moithly Change	YTD
BELEX15	751,04	2.138.744.738	46,85%	5.877	2.415.391	-2,89%	-1,15%
BELEXLine	1580,79	2.307.427.659	50,55%	6.004	2.633.186	-2,86%	-4,92%



**Top 5 traded Shares**

Issuer	Ticker	Price RSD	Turnover EUR	% Change	Trades
Jedinstvo a.d. , Sevojno	JESV	5.000,00	573.192	0,00%	42
Komercijalna banka a.d. , Beograd	KMBN	1.885,00	511.572	-0,79%	59
NIS a.d., Novi Sad	NIIS	715,00	510.316	-0,28%	2.461
Galenika Fitofarmacija a.d. , Zemun	FITO	2.954,00	357.262	1,48%	84
Aerodrom Nikola Tesla a.d. , Beograd	AERO	1.651,00	201.796	-7,77%	3.025

**Top 3 Gainers in the month**

Ticker	Price RSD	% Change	Turnover EUR	
Ikarbus a.d. , Zemun	IKRB	38,00	52,00%	10
Autoventil a.d. , Užice	AVEN	1.000,00	25,00%	20.380
Omoljica a.d. , Omoljica	OMOL	800,00	13,48%	67

**Top 3 Decliners in the month**

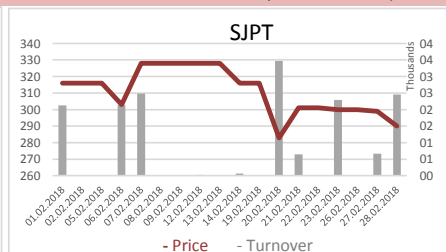
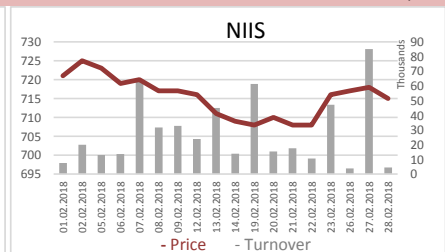
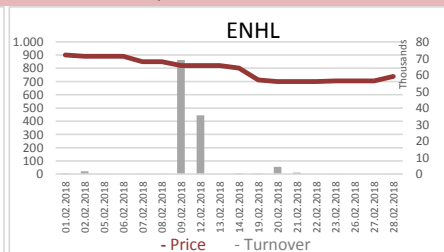
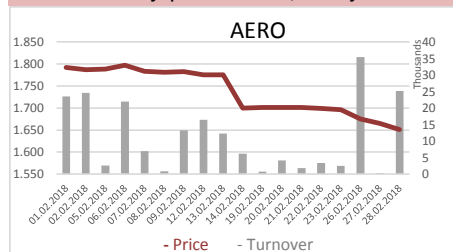
Ticker	Price RSD	% Change	Turnover EUR	
Sreput a.d. , Ruma	SPRU	1.000,00	-45,95%	152
Energoprojekt oprema a.d. , Beograd	ENOP	2.752,00	-18,82%	1.035
Energoprojekt holding a.d. , Beograd	ENHL	739,00	-17,89%	113.405



## Shares - Official Listing Segments

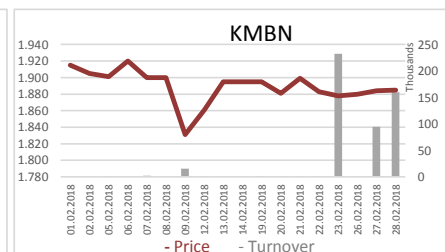
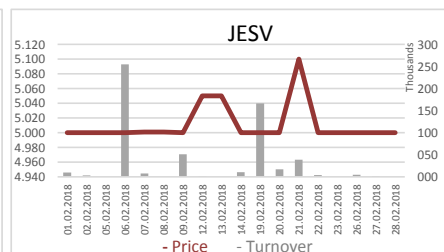
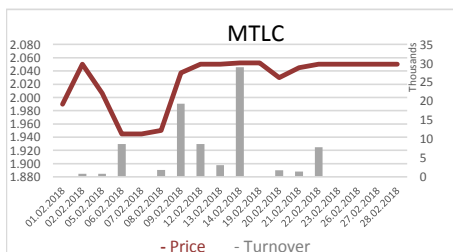
### Prime Listing Shares

Ticker	Issuer	Price RSD	Turnover EUR	Trades	1y price range	Issued shares	Monthly change	Market CAP	P/E	P/B
AERO	Aerodrom Nikola Tesla a.d., Beogr	1.651,00	201.796	3.025	1100 - 1900	34.289.350	-7,77%	479.525.020	17,34	1,91
ENHL	Energoprojekt holding a.d., Beogra	739,00	113.405	53	700 - 1520	10.931.292	-17,89%	68.425.957	34,80	0,96
NIIS	NIS a.d., Novi Sad	715,00	510.316	2.461	640 - 775	163.060.400	-0,28%	987.550.905	7,25	0,54
SJPT	Sojaprotein a.d., Bečej	290,00	16.388	62	265 - 670	14.895.524	-11,59%	36.589.690	/	0,38



### Standard Listing Shares

Ticker	Issuer	Price RSD	Turnover EUR	Trades	1y price range	Issued shares	Monthly change	Market CAP	P/E	P/B
JESV	Jedinstvo a.d., Sevojno	5.000,00	573.192	42	4000 - 5501	304.719	0,00%	12.905.490	9,82	0,61
KMBN	Komercijalna banka a.d., Beograd	1.885,00	511.572	59	1610 - 1950	16.817.956	-0,79%	268.527.960	/	0,58
MTLC	Metalac a.d., Gornji Milanovac	2.050,00	83.082	52	1650 - 2200	2.040.000	3,02%	35.423.297	16,18	1,36





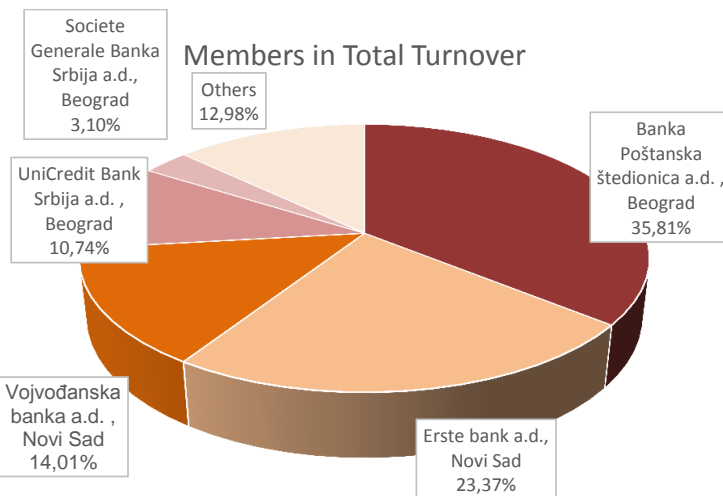
## Bonds - Official Listing Segments

Prime Listing Bonds - top 5 Turnover							
Ticker	Issuer	Price	Turnover EUR	Trades	1y price range	No. Of Bonds	Monthly change
RSO17153	Republika Srbija	105,3991	6.251.413	11	99,3962 - 105,3991	9.430.522	0,81%
RSO17169	Republika Srbija	101,3402	4.759.088	4	100,5992 - 101,3402	50.000	0,65%
RSO1329	Republika Srbija	121,1331	4.516.338	1	121,1331 - 121,1331	346.278	34,87%
RSO17150	Republika Srbija	105,7546	2.115.092	1	101,4971 - 105,7546	98.420	3,59%
RSO15122	Republika Srbija	112,9482	1.387.772	1	110,6065 - 112,9482	1.398.740	1,76%

## Top Member Statistics

Trading in Shares		
Member Name	Turnover EUR	% in Turnover
Vojvođanska banka a.d. , N	1.398.610	23,83%
Tesla Capital a.d., Beograd	819.892	13,97%
M&V Investments a.d. , Be	769.743	13,11%
Momentum Securities a.d.	744.385	12,70%
Ilirika investments a.d. , Be	341.488	5,82%

Member Name	Trades	% in Trades
Banka Poštanska štedionica.	5.263	41,42%
Komercijalna banka a.d. , E	1.172	9,22%
Vojvođanska banka a.d. , N	1.159	9,12%
Sinteza Invest Group a.d., I	712	5,60%
Dunav Stockbroker a.d. , B	595	4,68%



Trading in Bonds		
Member Name	Turnover EUR	% in Turnover
Banka Poštanska štedionica a.d. , Beograd	17.867.488	40,25%
Erste bank a.d., Novi Sad	11.668.063	26,33%
Vojvođanska banka a.d. , Novi Sad	5.649.513	12,71%
UniCredit Bank Srbija a.d. , Beograd	5.393.070	12,14%
Societe Generale Banka Srbija a.d., Beograd	1.543.011	3,48%

Member Name	Trades	% in Trades
Banka Poštanska štedionica a.d. , Beograd	17	35,42%
Erste bank a.d., Novi Sad	14	29,17%
UniCredit Bank Srbija a.d. , Beograd	5	10,42%
Societe Generale Banka Srbija a.d., Beograd	3	6,25%
Dunav Stockbroker a.d. , Beograd	2	4,17%
Convest a.d. , Novi Sad	2	4,17%
Vojvođanska banka a.d. , Novi Sad	2	4,17%