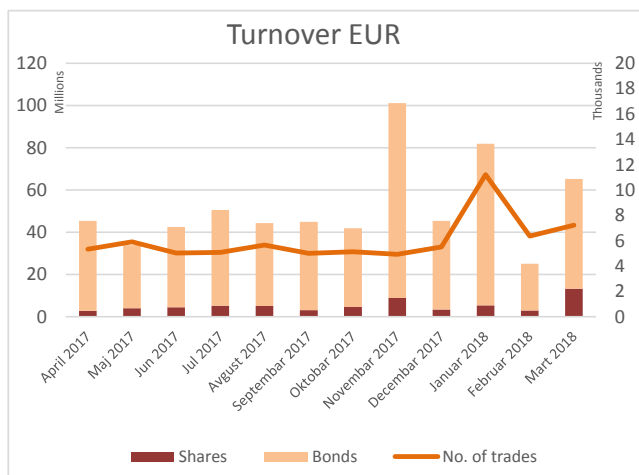


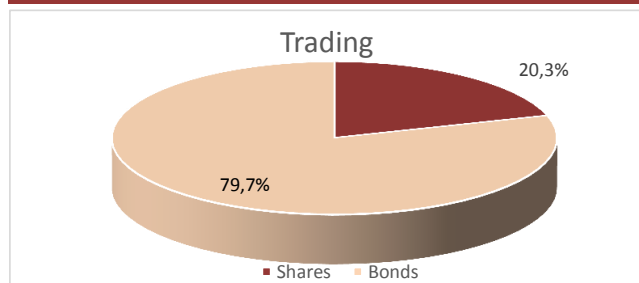


# Belgrade Stock Exchange Monthly Report

March 2018

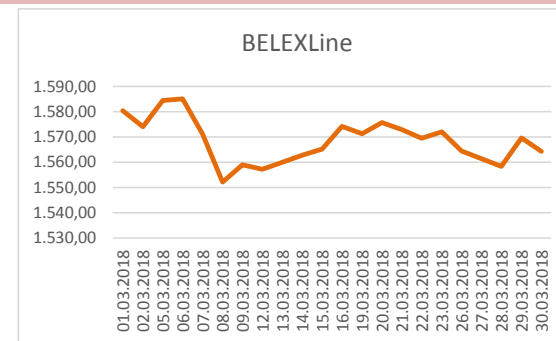
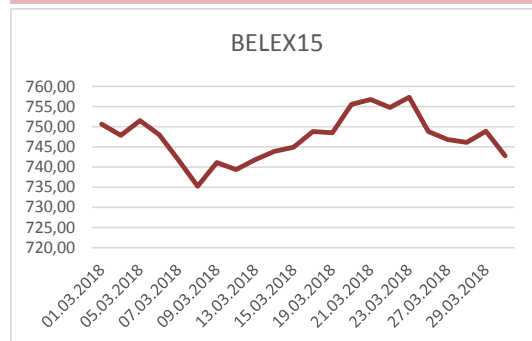


Segment	Total Turnover EUR	Trades
Prime Listing Shares	1.276.080	6.289
Prime Listing Bonds	51.999.807	22
Standard Listing Shares	1.488.172	176
Open Market Shares	3.819.691	301
MTP Shares	6.649.485	447
<b>Total:</b>	<b>65.233.234</b>	<b>7.235</b>



Total Market Capitalization (Shares) EUR: 4.558.734.238

Index	Last	Index Market Cap EUR	% Of Total Market Cap	Trades	Turnover EUR	Mothly Change	YTD
BELEX15	742,77	2.129.102.043	46,70%	6.620	6.432.951	-1,10%	-2,24%
BELEXLine	1564,27	2.317.669.857	50,84%	6.720	6.549.850	-1,05%	-5,91%



Top 5 traded Shares					
Issuer	Ticker	Price RSD	Turnover EUR	% Change	Trades
Energoprojekt garant a.d. , Beograd	ENGR	5.191,00	6.319.977	0,00%	1
Galenika Fitofarmacija a.d. , Zemun	FITO	2.880,00	3.373.039	-2,51%	88
NIS a.d., Novi Sad	NIIS	725,00	1.067.073	1,40%	2.620
Komercijalna banka a.d. , Beograd	KMBN	1.803,00	789.384	-4,35%	118
Metalac a.d. , Gornji Milanovac	MTLC	2.050,00	395.830	0,00%	28

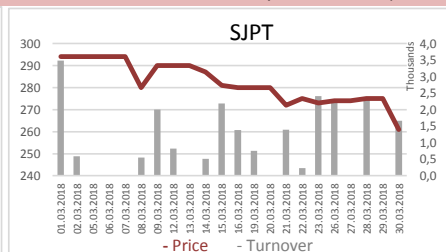
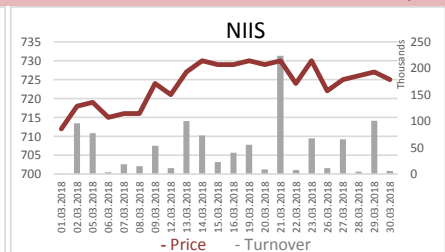
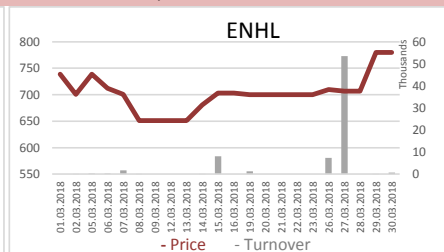
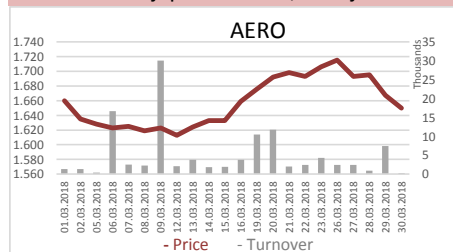
Top 3 Gainers in the month				
Ticker	Price RSD	% Change	Turnover EUR	
Utva silosi a.d. , Kovin	UTSI	2.000,00	92,31%	13.734
Rimex a.d. , Beograd	RMKS	1.800,00	63,64%	87.307
Zlatarplast a.d. , Nova Varoš	ZLTP	2.850,00	18,75%	4.500

Top 3 Decliners in the month				
Ticker	Price RSD	% Change	Turnover EUR	
AMS Osiguranje a.d. , Beograd	AMSOPB	545,00	-42,57%	552
Veterinarski zavod Subotica a.d. , Suboti	VZAS	120,00	-25,00%	598
Ikarbus a.d. , Zemun	IKRB	30,00	-21,05%	12

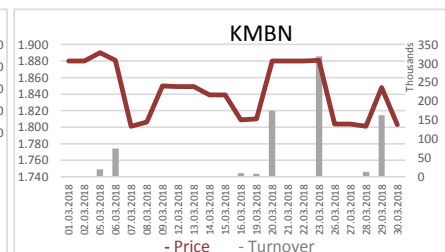
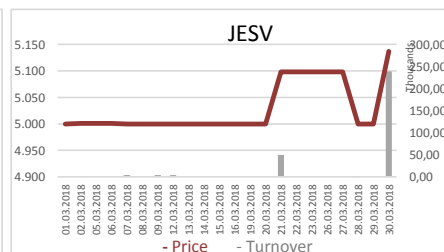
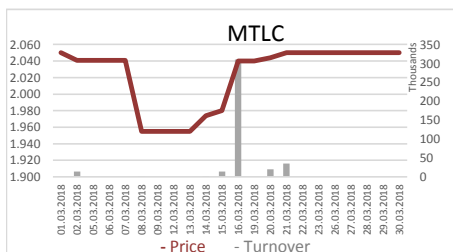


## Shares - Official Listing Segments

Prime Listing Shares										
Ticker	Issuer	Price RSD	Turnover EUR	Trades	1y price range	Issued shares	Monthly change	Market CAP	P/E	P/B
AERO	Aerodrom Nikola Tesla a.d. , Beogr	1.650,00	112.808	3.563	1165 - 1900	34.289.350	-0,06%	477.909.229	17,32	1,90
ENHL	Energoprojekt holding a.d. , Beogra	780,00	73.639	33	651 - 1520	10.931.292	5,55%	72.022.521	19,43	1,00
NIIS	NIS a.d., Novi Sad	725,00	1.067.073	2.620	640 - 775	163.060.400	1,40%	998.593.491	7,35	0,55
SJPT	Sojaprotein a.d. , Bečej	261,00	22.560	73	260 - 655	14.895.524	-10,00%	32.839.650	/	0,35



Standard Listing Shares										
Ticker	Issuer	Price RSD	Turnover EUR	Trades	1y price range	Issued shares	Monthly change	Market CAP	P/E	P/B
JESV	Jedinstvo a.d. , Sevojno	5.137,00	302.958	30	4000 - 5501	304.719	2,74%	13.222.431	7,62	0,61
KMBN	Komercijalna banka a.d. , Beograd	1.803,00	789.384	118	1610 - 1950	16.817.956	-4,35%	256.136.316	/	0,56
MTLC	Metalac a.d. , Gornji Milanovac	2.050,00	395.830	28	1680 - 2200	2.040.000	0,00%	35.325.332	16,18	1,36





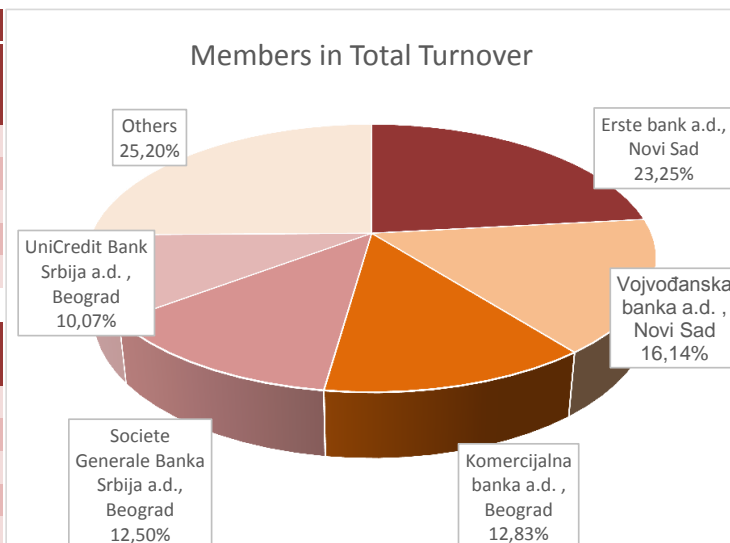
## Bonds - Official Listing Segments

Prime Listing Bonds - top 5 Turnover							
Ticker	Issuer	Price	Turnover EUR	Trades	1y price range	No. Of Bonds	Monthly change
RSO15112	Republika Srbija	109,6063	7.426.117	2	105,8719 - 115,118	3.459.287	0,11%
RSO16134	Republika Srbija	102,7303	7.393.682	3	102,6076 - 108,0945	10.867.234	-4,96%
RSO16135	Republika Srbija	103,2176	5.496.548	2	102,5147 - 105,6347	75.000	0,69%
RSO1347	Republika Srbija	104,2376	5.065.947	1	103,973 - 104,2376	42.509	0,25%
RSO17153	Republika Srbija	105,7500	4.470.024	2	99,3962 - 106,3101	11.000.000	0,33%

## Top Member Statistics

Trading in Shares		
Member Name	Turnover EUR	% in Turnover
M&V Investments a.d. , Be	11.132.132	42,06%
Societe Generale Banka Srl	6.344.940	23,94%
Erste bank a.d., Novi Sad	3.335.690	12,62%
Vojvođanska banka a.d. , N	2.590.924	9,80%
Momentum Securities a.d.	714.043	2,70%

Member Name	Trades	% in Trades
Banka Poštanska štedionič.	5.865	40,66%
Vojvođanska banka a.d. , N	1.479	10,25%
Momentum Securities a.d.	1.382	9,58%
Intercity broker a.d. , Beog	1.092	7,57%
M&V Investments a.d. , Be	768	5,32%



Trading in Bonds		
Member Name	Turnover EUR	% in Turnover
Erste bank a.d., Novi Sad	26.986.572	25,96%
Vojvođanska banka a.d. , Novi Sad	18.482.686	17,75%
Komercijalna banka a.d. , Beograd	16.414.316	15,77%
UniCredit Bank Srbija a.d. , Beograd	13.122.823	12,63%
Societe Generale Banka Srbija a.d.,	9.986.340	9,59%

Member Name	Trades	% in Trades
Erste bank a.d., Novi Sad	11	25,00%
Vojvođanska banka a.d. , Novi Sad	7	15,91%
UniCredit Bank Srbija a.d. , Beograd	6	13,64%
Komercijalna banka a.d. , Beograd	5	11,36%
Societe Generale Banka Srbija a.d.,	5	11,36%