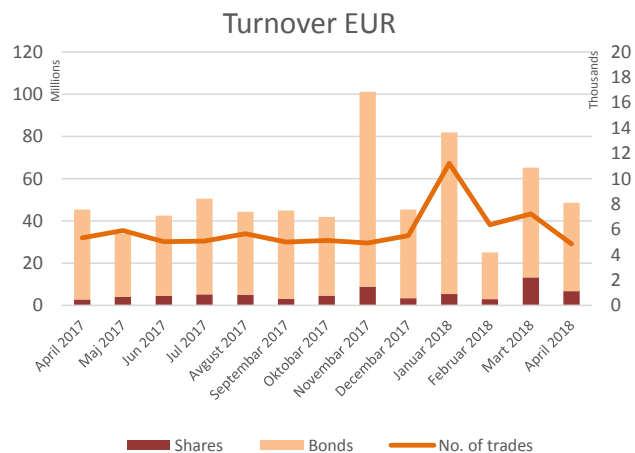


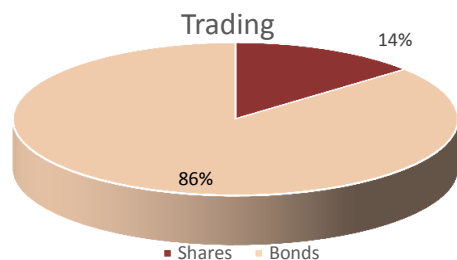


Belgrade Stock Exchange Monthly Report

April 2018

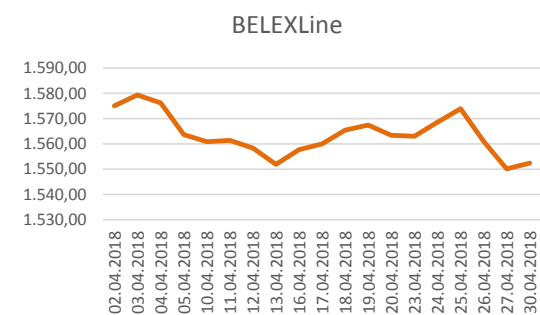
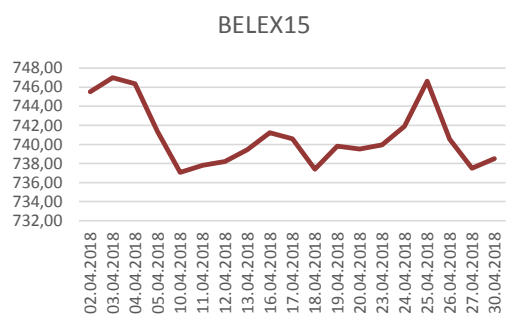


Segment	Total Turnover EUR	Trades
Prime Listing Shares	593.485	4.094
Prime Listing Bonds	41.914.997	19
Standard Listing Shares	3.739.876	101
Open Market Shares	1.926.817	348
MTP Shares	434.672	287
Total:	48.609.847	4.849



Total Market Capitalization (Shares) EUR: 4.551.621.527

Index	Last	Index Market Cap EUR	% Of Total Market Cap	Trades	Turnover EUR	Mohtly Change	YTD
BELEX15	738,50	2.130.666.258	46,81%	4.293	4.754.686	-0,57%	-2,80%
BELEXLine	1552,42	2.275.076.607	49,98%	4.414	4.994.980	-0,76%	-6,62%



Top 5 traded Shares

Issuer	Ticker	Price RSD	Turnover EUR	% Change	Trades
Komercijalna banka a.d. , Beograd	KMBN	1.811,00	3.664.368	0,44%	74
Sunce a.d. , Sombor	SNCE	4.580,00	1.216.674	1,78%	14
NIS a.d. , Novi Sad	NIIS	723,00	471.625	-0,28%	1.899
Alfa plam a.d. , Vranje	ALFA	35.000,00	354.037	0,00%	15
Geomašina a.d. , Beograd	GEOM	1.950,00	188.372	42,54%	2

Top 3 Gainers in the month

Ticker	Price RSD	% Change	Turnover EUR	
Novosadski sajam a.d. , Novi Sad	NSSJ	623,00	50,12%	1.465
Geomašina a.d. , Beograd	GEOM	1.950,00	42,54%	188.372
ZIF Fima SEE Activist a.d. , Beograd	ACTV	19.000,00	26,67%	322

Top 3 Decliners in the month

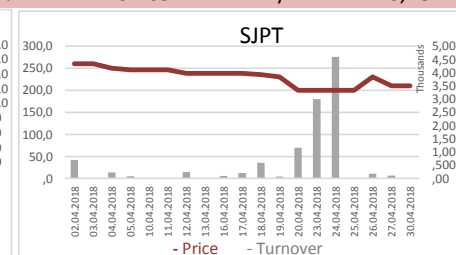
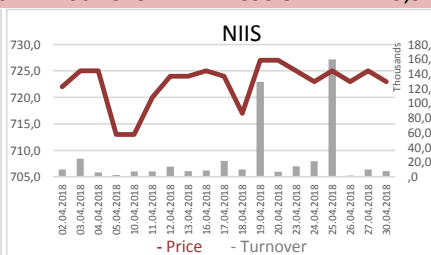
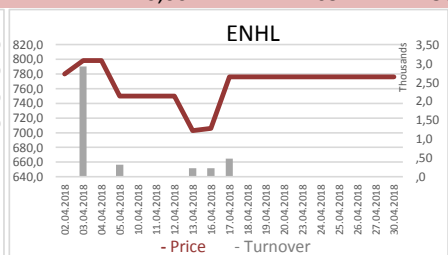
Ticker	Price RSD	% Change	Turnover EUR	
Milan Blagojević intertrans a.d. , Lučani	MBIT	344,00	-50,00%	44
Sloga a.d. , Novi Pazar	SLNP	150,00	-31,82%	3.807
Veterinarski zavod Subotica a.d. , Suboti	VZAS	88,00	-26,67%	2.218



Shares - Official Listing Segments

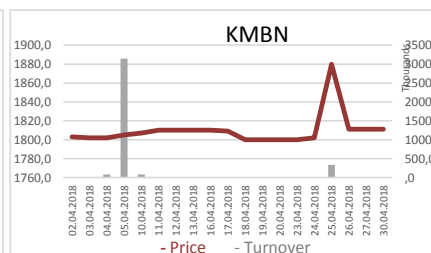
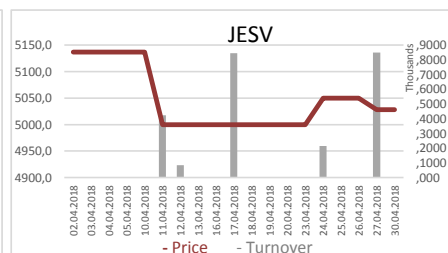
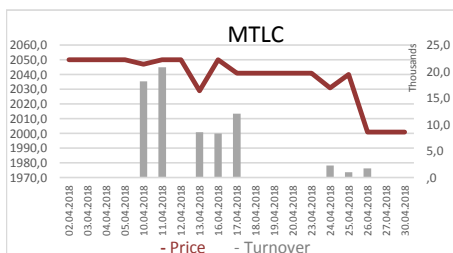
Prime Listing Shares

Ticker	Issuer	Price RSD	Turnover EUR	Trades	1y price range	Issued shares	Monthly change	Market CAP	P/E	P/B
AERO	Aerodrom Nikola Tesla a.d. , Beogr	1.680,00	106.420	2.134	1250 - 1900	34.289.350	1,82%	487.465.246	17,64	1,94
ENHL	Energoprojekt holding a.d. , Beogra	776,00	4.171	11	651 - 1520	10.931.292	-0,51%	71.780.808	19,33	0,99
NIIS	NIS a.d., Novi Sad	723,00	471.625	1.899	640 - 764	163.060.400	-0,28%	997.612.598	4,24	0,49
SJPT	Sojaprotein a.d. , Bečej	210,00	11.269	50	200 - 545	14.895.524	-19,54%	26.469.772	/	0,28



Standard Listing Shares

Ticker	Issuer	Price RSD	Turnover EUR	Trades	1y price range	Issued shares	Monthly change	Market CAP	P/E	P/B
JESV	Jedinstvo a.d. , Sevojno	5.028,00	2.418	6	4500 - 5501	304.719	-2,12%	12.964.923	7,46	0,59
KMBN	Komercijalna banka a.d. , Beograd	1.811,00	3.664.368	74	1650 - 1950	16.817.956	0,44%	257.731.076	/	0,49
MTLC	Metalac a.d. , Gornji Milanovac	2.001,00	73.089	21	1680 - 2200	2.040.000	-2,39%	34.542.390	13,97	1,27





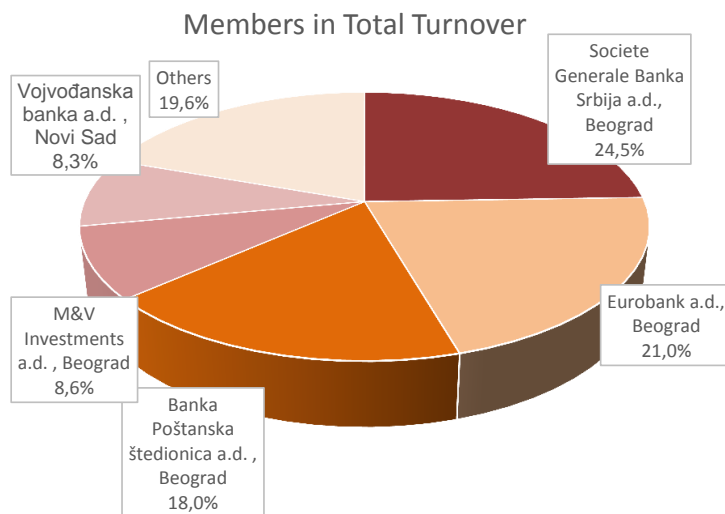
Bonds - Official Listing Segments

Prime Listing Bonds - top 5 Turnover							
Ticker	Issuer	Price	Turnover EUR	Trades	1y price range	No. Of Bonds	Monthly change
RSO16134	Republika Srbija	103,5884	11.772.766	4	102,6076 - 108,0945	10.867.234	0,84%
RSO17153	Republika Srbija	101,5447	9.519.730	3	99,3962 - 106,3101	11.000.000	-3,98%
RSO17166	Republika Srbija	101,7300	7.570.550	2	99,9852 - 101,73	1.162.960	1,23%
RSO16139	Republika Srbija	103,1878	2.063.756	1	99 - 103,1878	99.884	0,33%
RSO1467	Republika Srbija	117,5149	1.988.669	2	108,5 - 125,4067	957.503	-6,29%

Top Member Statistics

Trading in Shares		
Member Name	Turnover EUR	% in Turnover
M&V Investments a.d. , Be	8.343.255	62,30%
Jorgić broker a.d. , Beograd	1.226.553	9,16%
Vojvođanska banka a.d. , N	895.654	6,69%
Tesla Capital a.d., Beograd	612.824	4,58%
Raiffeisen banka a.d., Beog	447.655	3,34%

Member Name	Trades	% in Trades
Banka Poštanska štedionica.	3.671	38,00%
Komercijalna banka a.d. , E	1.147	11,87%
Momentum Securities a.d.	1.053	10,90%
Vojvođanska banka a.d. , N	640	6,63%
M&V Investments a.d. , Be	568	5,88%



Trading in Bonds		
Member Name	Turnover EUR	% in Turnover
Societe Generale Banka Srbija a.d.,	23.798.991	28,39%
Eurobank a.d., Beograd	20.431.663	24,37%
Banka Poštanska štedionica a.d. , Be	17.373.321	20,73%
Vojvođanska banka a.d. , Novi Sad	7.216.252	8,61%
UniCredit Bank Srbija a.d. , Beograd	5.197.087	6,20%

Member Name	Trades	% in Trades
Banka Poštanska štedionica a.d. , Be	9	23,68%
Societe Generale Banka Srbija a.d.,	7	18,42%
Vojvođanska banka a.d. , Novi Sad	5	13,16%
Eurobank a.d., Beograd	5	13,16%
Komercijalna banka a.d. , Beograd	4	10,53%