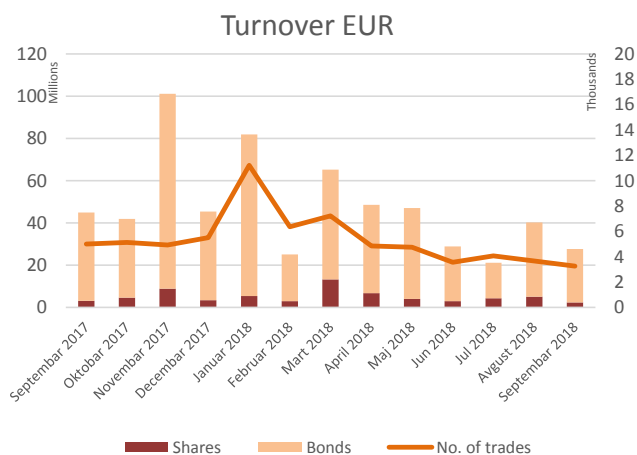


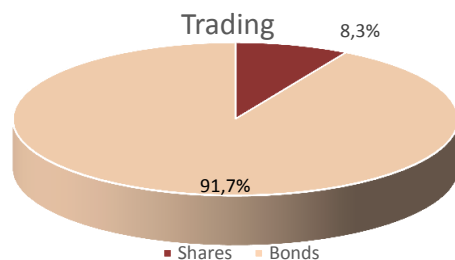


Belgrade Stock Exchange Monthly Report

September 2018

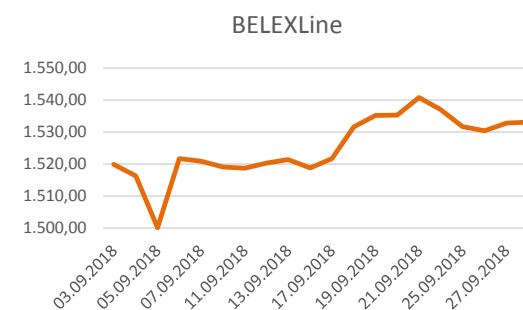
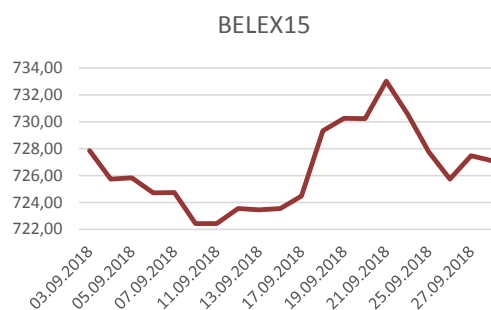


Segment	Total Turnover EUR	Trades
Prime Listing Shares	1.210.625	2.671
Prime Listing Bonds	25.415.640	16
Standard Listing Shares	167.674	55
Open Market Shares	713.839	278
MTP Shares	196.662	231
Total:	27.704.440	3.251



Total Market Capitalization (Shares) EUR: 4.355.586.841

Index	Last	Index Market Cap EUR	% Of Total Market Cap	Trades	Turnover EUR	Mohtly Change	YTD
BELEX15	727,08	2.060.696.954	47,31%	2.857	1.956.951	-1,34%	-4,31%
BELEXLine	1533,09	2.212.629.101	50,80%	2.941	2.064.037	0,26%	-7,79%



Top 5 traded Shares

Issuer	Ticker	Price RSD	Turnover EUR	% Change	Trades
Aerodrom Nikola Tesla a.d. , Beograd	AERO	1.651,00	851.714	-3,51%	1.366
NIS a.d., Novi Sad	NIIS	679,00	322.925	-1,31%	1.282
Alfa plam a.d. , Vranje	ALFA	33.543,00	243.038	0,13%	35
Messer Tehnogas a.d. , Beograd	TGAS	11.000,00	192.228	-1,79%	38
Minel Koncern a.d. , Beograd	MNHL	1.120,00	98.169	0,00%	2

Top 3 Gainers in the month

Ticker	Price RSD	% Change	Turnover EUR
Vatroservis a.d., Novi Sad	VTSR	95,00%	860
Valjaonica bakra Sevojno a.d. , Sevojno	VBSE	1.083,00	4.950
Podunavlje a.d. , Čelarevo	PDCL	10.310,00	3.486

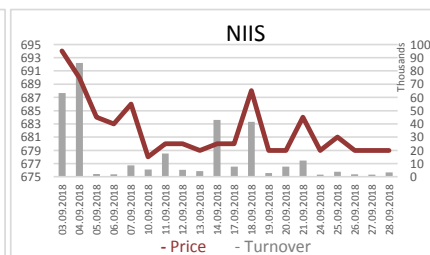
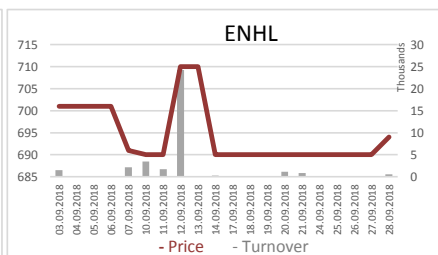
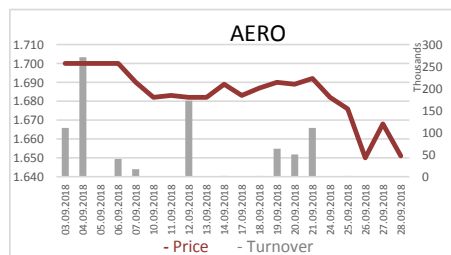
Top 3 Decliners in the month

Ticker	Price RSD	% Change	Turnover EUR
Goša FOM a.d. , Smederevska Palanka	GFOM	148,00	767
Razvitak a.d. , Lazarevac	RZVK	49,00	9.385
Planum GP a.d. , Beograd	PLNM	525,00	2.540

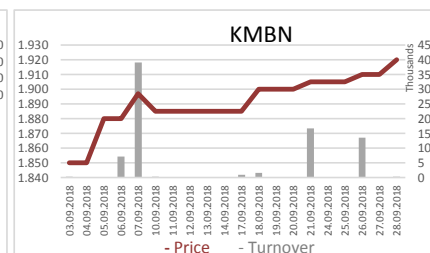
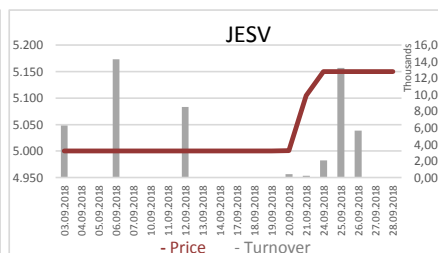
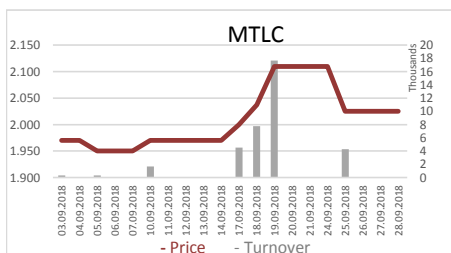


Shares - Official Listing Segments

Prime Listing Shares										
Ticker	Issuer	Price RSD	Turnover EUR	Trades	1y price range	Issued shares	Monthly change	Market CAP	P/E	P/B
AERO	Aerodrom Nikola Tesla a.d. , Beogr	1.651,00	851.714	1.366	1300 - 1900	35.026.129	-3,51%	488.339.508	17,71	1,90
ENHL	Energoprojekt holding a.d. , Beogra	694,00	35.985	23	651 - 1221	10.931.292	-1,00%	64.063.935	17,28	0,89
NIIS	NIS a.d., Novi Sad	679,00	322.925	1.282	662 - 750	163.060.400	-1,31%	934.976.989	3,98	0,46



Standard Listing Shares										
Ticker	Issuer	Price RSD	Turnover EUR	Trades	1y price range	Issued shares	Monthly change	Market CAP	P/E	P/B
JESV	Jedinstvo a.d. , Sevojno	5.150,00	50.764	10	5000 - 5499	304.719	3,00%	13.252.244	7,60	0,61
KMBN	Komercijalna banka a.d. , Beograd	1.920,00	80.331	28	1763 - 2198	16.817.956	-2,64%	272.682.386	4,07	0,52
MTLC	Metalac a.d. , Gornji Milanovac	2.025,00	36.579	17	1850 - 2200	2.040.000	2,79%	34.884.929	14,14	1,29





Bonds - Official Listing Segments

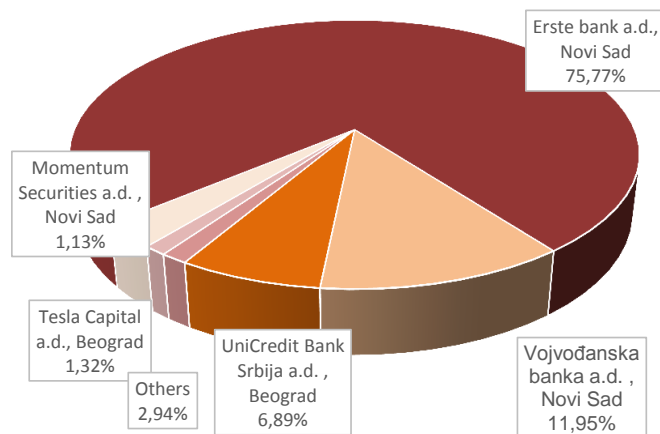
Prime Listing Bonds - top 5 Turnover							
Ticker	Issuer	Price	Turnover EUR	Trades	1y price range	No. Of Bonds	Monthly change
RSO18175	Republika Srbija	100,9354	4.037.416	1	100,9354 - 100,9354	12.812	0,86%
RSO16144	Republika Srbija	105,9818	3.966.899	1	104,787 - 105,9818	100.000	1,14%
RSO18174	Republika Srbija	111,6858	3.310.493	2	108,7149 - 111,7499	10.155.644	0,19%
RSO1467	Republika Srbija	120,5102	2.543.047	1	117,5149 - 125,4067	957.503	0,26%
RSO17153	Republika Srbija	103,9597	2.467.833	1	101,5401 - 106,3101	11.000.000	0,20%

Top Member Statistics

Trading in Shares		
Member Name	Turnover EUR	% in Turnover
Vojvođanska banka a.d. , N	914.162	19,97%
Erste bank a.d., Novi Sad	793.966	17,35%
Tesla Capital a.d., Beograd	730.140	15,94%
Momentum Securities a.d.	625.786	13,67%
Convst a.d. , Novi Sad	371.286	8,11%

Member Name	Trades	% in Trades
Banka Poštanska štedionic.	2.341	36,18%
Komercijalna banka a.d. , E	1.063	16,43%
Vojvođanska banka a.d. , N	635	9,81%
Tesla Capital a.d., Beograd	424	6,55%
Raiffeisen banka a.d., Beog	348	5,38%

Members in Total Turnover



Trading in Bonds		
Member Name	Turnover EUR	% in Turnover
Erste bank a.d., Novi Sad	41.183.360	81,03%
Vojvođanska banka a.d. , Novi Sad	5.710.632	11,23%
UniCredit Bank Srbija a.d. , Beograd	3.818.617	7,51%
Dunav Stockbroker a.d. , Beograd	118.671	0,23%

Member Name	Trades	% in Trades
Erste bank a.d., Novi Sad	18	56,25%
Dunav Stockbroker a.d. , Beograd	7	21,88%
Vojvođanska banka a.d. , Novi Sad	4	12,50%
UniCredit Bank Srbija a.d. , Beograd	3	9,38%