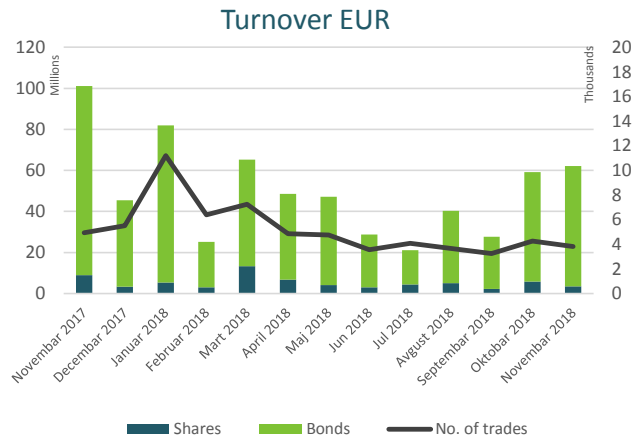


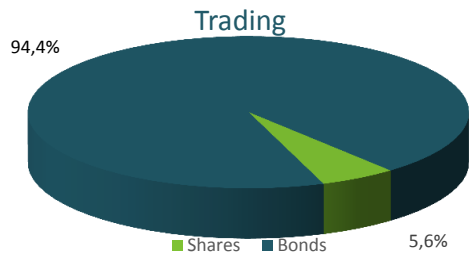


Belgrade Stock Exchange Monthly Report

November 2018

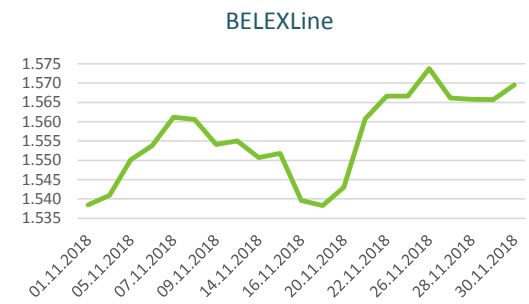
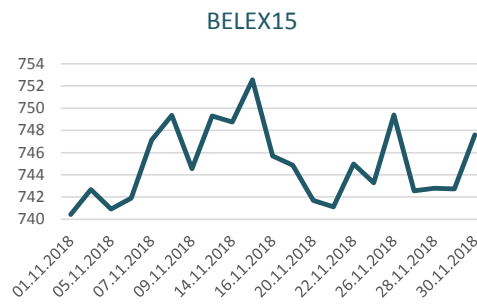


Segment	Total Turnover EUR	Trades
Prime Listing Shares	1.929.819	3.231
Prime Listing Bonds	58.667.374	21
Standard Listing Shares	916.161	110
Open Market Shares	422.858	222
MTP Shares	211.763	231
Total:	62.147.974	3.815



Total Market Capitalization (Shares) EUR: 4.503.603.199

Index	Last	Index Market Cap EUR	% Of Total Market Cap	Trades	Turnover EUR	Monthly Change	YTD
BELEX15	747,61	2.105.608.788	46,75%	3.407	3.201.646	1,00%	-1,60%
BELEXLine	1569,48	2.257.479.639	50,13%	3.475	3.233.328	2,02%	-5,60%



Top 5 traded Shares

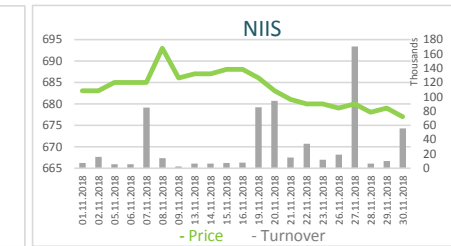
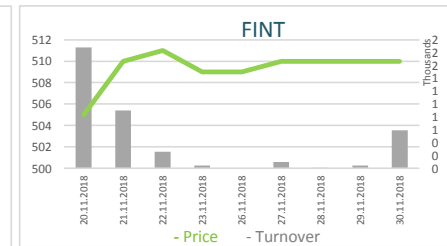
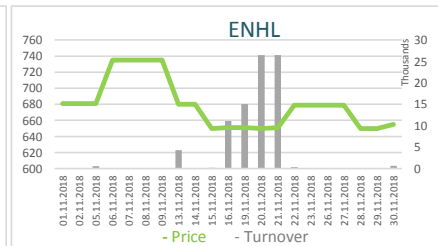
Issuer	Ticker	Price RSD	Turnover EUR	% Change	Trades
Aerodrom Nikola Tesla a.d. , Beograd	AERO	1.710,00	1.177.491	1,85%	1.856
Komercijalna banka a.d. , Beograd	KMBN	2.190,00	767.065	6,67%	45
NIS a.d., Novi Sad	NIIS	677,00	663.147	-1,17%	1.308
Galenika Fitofarmacija a.d. , Zemun	FITO	2.798,00	246.192	0,04%	20
Sjaj u tami a.d. , Beograd	GRDN	649,00	135.203	224,50%	8

Top 3 Gainers in the month		Ticker	Price RSD	% Change	Turnover EUR
Sjaj u tami a.d. , Beograd		GRDN	649,00	224,50%	135.203
Rimex a.d. , Beograd		RMKS	2.800,00	73,70%	1.374
Goša FOM a.d. , Smederevska Palanka		GFOM	230,00	55,41%	404
Top 3 Decliners in the month		Ticker	Price RSD	% Change	Turnover EUR
Crvenka fabrika šećera a.d. , Crvenka		CRFS	6.000,00	-29,41%	355
Veterinarski zavod Subotica a.d. , Suboti		VZAS	77,00	-23,00%	258
Putevi a.d. , Užice		PUUE	221,00	-18,15%	19

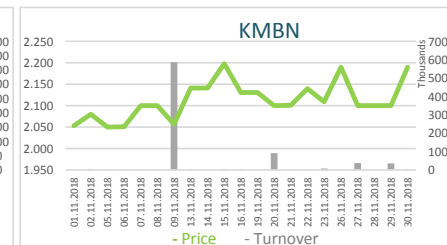
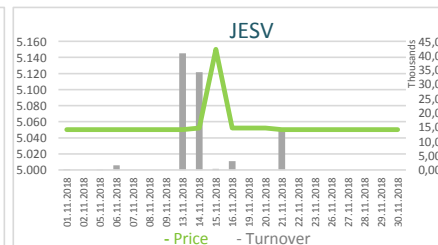
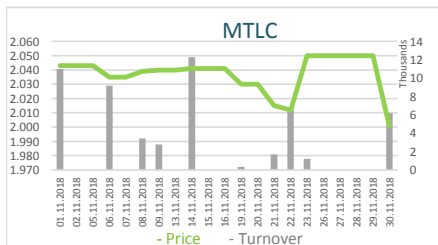


Shares - Official Listing Segments

Prime Listing Shares										
Ticker	Issuer	Price RSD	Turnover EUR	Trades	1y price range	Issued shares	Monthly change	Market CAP	P/E	P/B
AERO	Aerodrom Nikola Tesla a.d. , Beograd	1.710,00	1.177.491	1.856	1350 - 1900	35.026.129	1,85%	506.209.696	18,34	1,97
ENHL	Energoprojekt holding a.d. , Beograd	655,00	85.358	47	650 - 1130	10.931.292	-3,82%	60.513.880	16,31	0,84
FINT	Fintel energija a.d. , Beograd	510,00	3.822	20	505 - 514	26.510.506	2,00%	114.269.519	/	19,00
NIIS	NIS a.d., Novi Sad	677,00	663.147	1.308	662 - 750	163.060.400	-1,17%	932.995.133	3,97	0,46



Standard Listing Shares										
Ticker	Issuer	Price RSD	Turnover EUR	Trades	1y price range	Issued shares	Monthly change	Market CAP	P/E	P/B
JESV	Jedinstvo a.d. , Sevojno	5.050,00	94.243	21	5000 - 5300	277.373	0,00%	11.838.530	6,78	0,55
KMBN	Komercijalna banka a.d. , Beograd	2.190,00	767.065	45	1763 - 2198	16.817.956	6,67%	311.285.960	4,64	0,60
MTLC	Metalac a.d. , Gornji Milanovac	2.001,00	54.853	44	1910 - 2110	2.040.000	-2,29%	34.500.029	13,97	1,27





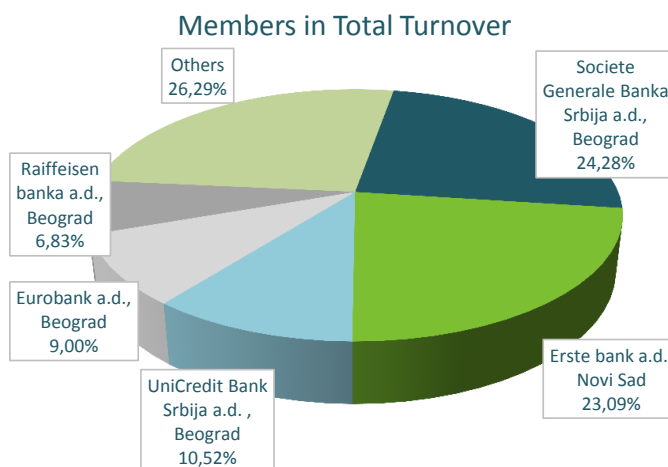
Bonds - Official Listing Segments

Prime Listing Bonds - top 5 Turnover							
Ticker	Issuer	Price	Turnover EUR	Trades	1y price range	No. Of Bonds	Monthly change
RSO18171	Republika Srbija	107,6490	17.213.873	3	103,1523 - 107,649	10.051.345	0,54%
RSO17153	Republika Srbija	104,2600	10.016.070	3	101,5447 - 106,3101	11.000.000	0,33%
RSO15122	Republika Srbija	108,7305	9.174.400	2	108,4866 - 114,3194	1.398.740	-4,89%
RSO17155	Republika Srbija	100,7271	7.050.897	1	100,7271 - 101,4444	49.630	-0,71%
RSO1488	Republika Srbija	127,4030	5.955.931	5	118,6167 - 127,7826	1.500.000	0,00%

Top Member Statistics

Trading in Shares		
Member Name	Turnover EUR	% in Turnover
M&V Investments a.d. , Be	1.629.203	23,40%
Vojvođanska banka a.d. , N	1.532.565	22,01%
Dunav Stockbroker a.d. , Be	1.489.064	21,40%
Momentum Securities a.d.	619.085	8,89%
Tesla Capital a.d., Beograd	514.095	7,39%

Member Name	Trades	% in Trades
Banka Poštanska štedionica	2.852	37,59%
Komercijalna banka a.d. , B	958	12,63%
Vojvođanska banka a.d. , N	676	8,91%
Tesla Capital a.d., Beograd	638	8,41%
Momentum Securities a.d.	499	6,58%



Trading in Bonds		
Member Name	Turnover EUR	% in Turnover
Societe Generale Banka Srbija a.d., I	30.156.733	25,71%
Erste bank a.d., Novi Sad	28.522.869	24,30%
UniCredit Bank Srbija a.d. , Beograd	13.071.551	11,14%
Eurobank a.d., Beograd	11.177.846	9,53%
Raiffeisen banka a.d., Beograd	8.290.687	7,06%

Member Name	Trades	% in Trades
Dunav Stockbroker a.d. , Beograd	6	14,29%
Societe Generale Banka Srbija a.d., I	6	14,29%
Erste bank a.d., Novi Sad	5	11,90%
Komercijalna banka a.d. , Beograd	4	9,52%
Raiffeisen banka a.d., Beograd	4	9,52%