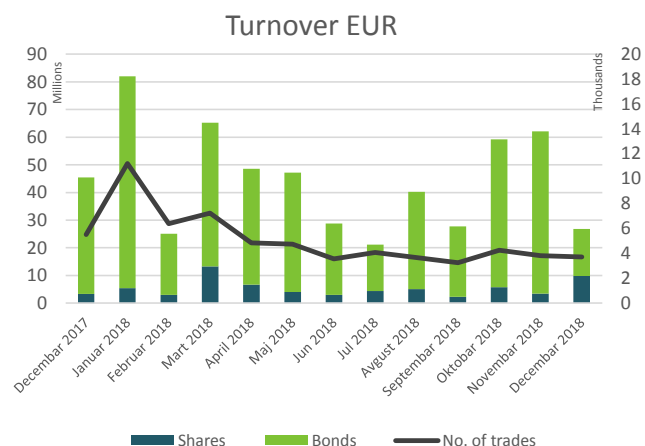


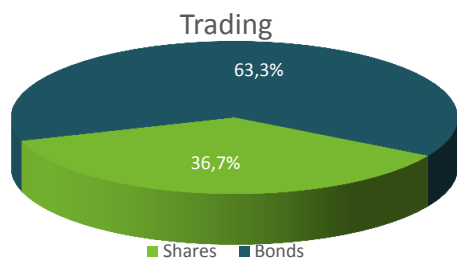


# Belgrade Stock Exchange Monthly Report

December 2018

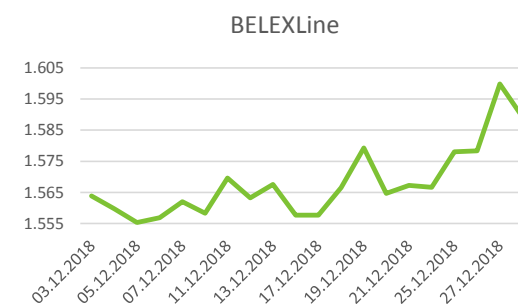
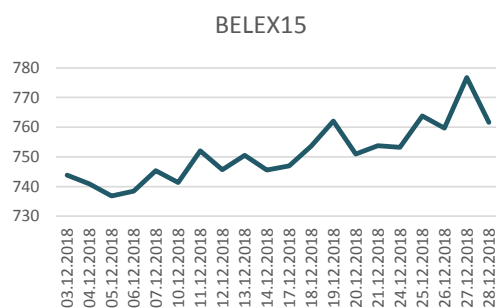


Segment	Total Turnover EUR	Trades
Prime Listing Shares	2.274.947	3.154
Prime Listing Bonds	16.981.455	13
Standard Listing Shares	883.061	93
Open Market Shares	5.672.517	269
MTP Shares	1.024.299	189
<b>Total:</b>	<b>26.836.279</b>	<b>3.718</b>



Total Market Capitalization (Shares) EUR: 4.420.523.738

Index	Last	Index Market Cap EUR	% Of Total Market Cap	Trades	Turnover EUR	Mohtly Change	YTD
BELEX15	761,69	2.160.954.024	48,88%	3.351	8.721.931	1,88%	0,25%
BELEXLine	1589,35	2.311.485.524	52,29%	3.436	8.741.112	1,27%	-4,40%



**Top 5 traded Shares**

Issuer	Ticker	Price RSD	Turnover EUR	% Change
Galenika Fitofarmacija a.d. , Zemun	FITO	2.700,00	5.389.505	-3,50%
Aerodrom Nikola Tesla a.d. , Beograd	AERO	1.804,00	1.304.204	5,50%
NIS a.d. , Novi Sad	NIIS	690,00	916.125	1,92%
Agroexport a.d. , Beograd	AGRX	140,00	702.230	0,00%
Jedinstvo a.d. , Sevojno	JESV	5.400,00	451.768	6,93%

Top 3 Gainers in the month	Ticker	Price RSD	% Change	Turnover EUR
Žitopek a.d. , Niš	ZTPK	850,00	70,34%	13.478
AMS Osiguranje a.d. , Beograd	AMSOPB	980,00	66,10%	75
Timok a.d. , Negotin	TMKNE	717,00	50,00%	18.831

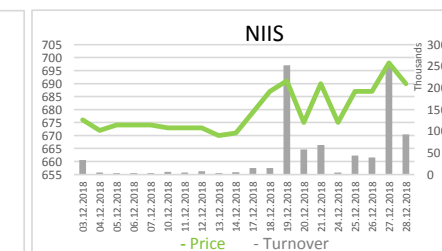
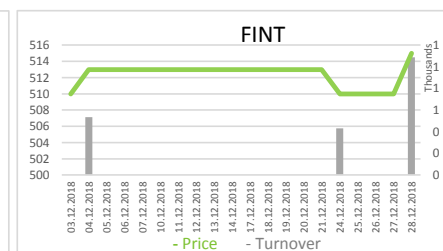
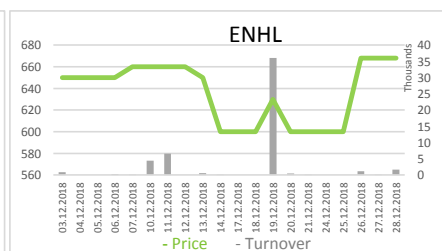
Top 3 Decliners in the month	Ticker	Price RSD	% Change	Turnover EUR
Utva silosi a.d. , Kovin	UTSI	908,00	-58,73%	221
Putevi a.d. , Užice	PUUE	110,00	-50,23%	10.226
Politika a.d. , Beograd	PLTK	11,00	-31,25%	46



## Shares - Official Listing Segments

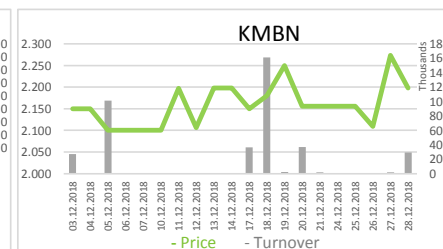
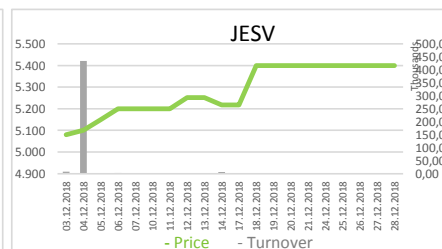
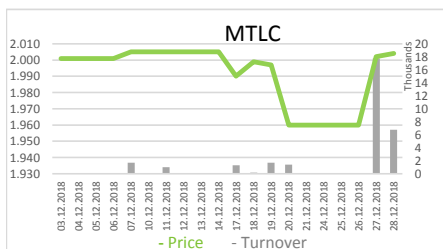
### Prime Listing Shares

Ticker	Issuer	Price RSD	Turnover EUR	Trades	1y price range	Issued shares	Monthly change	Market CAP	P/E	P/B
AERO	Aerodrom Nikola Tesla a.d. , Beograd	1.804,00	1.304.204	1.535	1400 - 1956	35.026.129	5,50%	534.353.011	19,35	2,08
ENHL	Energoprojekt holding a.d. , Beograd	668,00	52.564	19	600 - 1000	10.931.292	1,98%	61.751.504	16,64	0,86
FINT	Fintel energija a.d. , Beograd	515,00	2.054	3	505 - 515	26.510.506	0,98%	115.458.213	/	19,19
NIIS	NIS a.d., Novi Sad	690,00	916.125	1.597	662 - 750	163.060.400	1,92%	951.474.556	4,05	0,47



### Standard Listing Shares

Ticker	Issuer	Price RSD	Turnover EUR	Trades	1y price range	Issued shares	Monthly change	Market CAP	P/E	P/B
JESV	Jedinstvo a.d. , Sevojno	5.400,00	451.768	17	5000 - 5400	277.373	6,93%	12.666.526	7,25	0,58
KMBN	Komercijalna banka a.d. , Beograd	2.198,00	399.491	50	1763 - 2300	16.817.956	0,37%	312.608.286	4,66	0,60
MTLC	Metalac a.d. , Gornji Milanovac	2.004,00	31.802	26	1910 - 2110	2.040.000	0,15%	34.572.236	14,00	1,28





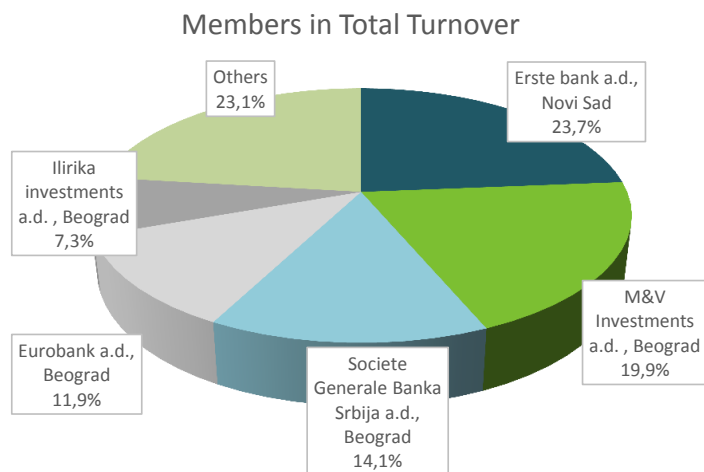
## Bonds - Official Listing Segments

Prime Listing Bonds - top 5 Turnover							
Ticker	Issuer	Price	Turnover EUR	Trades	1y price range	No. Of Bonds	Monthly change
RSO18171	Republika Srbija	106,8562	4.519.823	1	103,1523 - 107,649	10.051.345	-0,74%
RSO17147	Republika Srbija	103,2608	4.364.299	1	99,9737 - 103,2608	2.500.000	2,46%
RSO16134	Republika Srbija	105,4870	3.566.090	2	102,6076 - 108,0945	8.867.243	0,54%
RSO1488	Republika Srbija	118,8823	2.009.228	1	118,6167 - 127,7826	1.500.000	-6,69%
RSO15102	Republika Srbija	132,9500	1.960.748	3	122,9488 - 132,95	5.000.000	4,22%

## Top Member Statistics

Trading in Shares		
Member Name	Turnover EUR	% in Turnover
M&V Investments a.d. , Be	6.315.127	32,05%
Ilirika investments a.d. , Be	3.939.068	19,99%
Momentum Securities a.d.	2.499.075	12,68%
Tesla Capital a.d., Beograd	2.295.037	11,64%
Vojvođanska banka a.d. , N	1.946.932	9,89%

Member Name	Trades	% in Trades
Banka Poštanska štedionici	2.682	36,19%
Komercijalna banka a.d. , B	1.164	15,71%
Dunav Stockbroker a.d. , B	717	9,68%
Tandem financial a.d. , Nov	575	7,76%
Tesla Capital a.d., Beograd	447	6,03%



Trading in Bonds		
Member Name	Turnover EUR	% in Turnover
Erste bank a.d., Novi Sad	12.605.735	37,11%
Societe Generale Banka Srbija a.d., I	7.527.800	22,17%
Eurobank a.d., Beograd	6.373.527	18,77%
M&V Investments a.d. , Beograd	4.364.299	12,85%
UniCredit Bank Srbija a.d. , Beograd	1.952.482	5,74%

Member Name	Trades	% in Trades
Dunav Stockbroker a.d. , Beograd	9	34,62%
Societe Generale Banka Srbija a.d., I	4	15,38%
Erste bank a.d., Novi Sad	4	15,38%
Raiffeisen banka a.d., Beograd	2	7,69%
Eurobank a.d., Beograd	2	7,69%