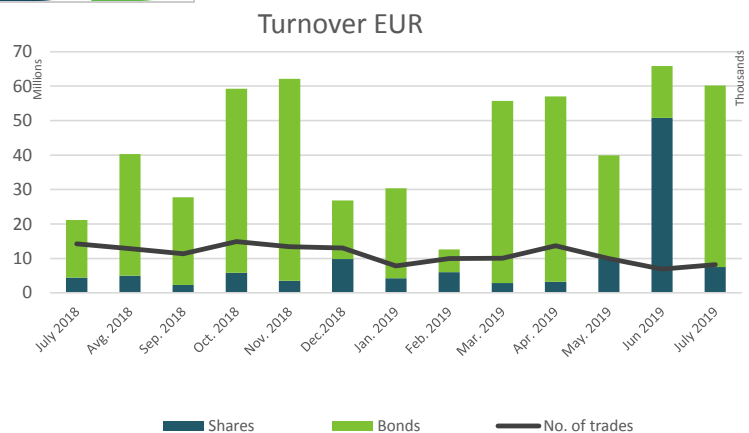




# Belgrade Stock Exchange Monthly Report

July 2019

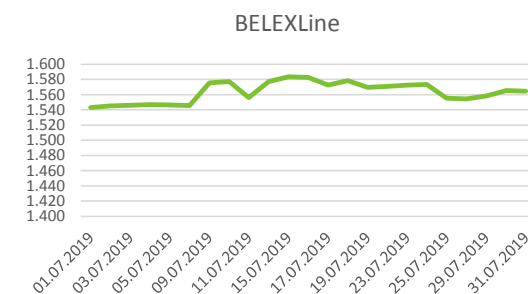
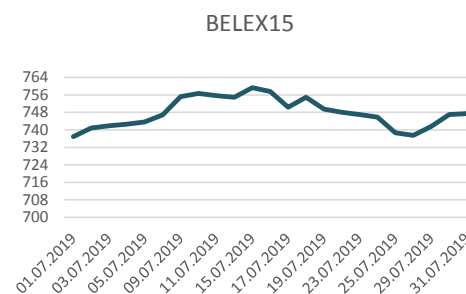


Segment	Total Turnover EUR	Trades
Prime Listing Shares	1.274.474	1.575
Prime Listing Bonds	52.732.599	20
Standard Listing Shares	2.935.553	147
Open Market Shares	1.376.820	383
MTP Shares	1.890.619	205
<b>Total:</b>	<b>60.210.064</b>	<b>2.330</b>



Total Market Capitalization (Shares) EUR: 4.594.273.863

Index	Last	Index Market Cap EUR	% Of Total Market Cap	Trades	Turnover EUR	Mohtly Change	YTD
BELEX15	747,49	2.028.788.999	44,16%	1.836	4.948.628	2,17%	-1,86%
BELEXLine	1564,68	2.328.070.215	50,67%	1.944	5.401.470	1,91%	-1,55%



### Top 5 traded Shares

Issuer	Ticker	Price RSD	% Change	Turnover	Trades
Komercijalna banka a.d. , Beograd	KMBN	3.120,00	-19,32%	5.025.107	113
Niš ekspres a.d. , Niš	NEKS	1.424,00	-1,90%	1.394.231	4
NIS a.d. , Novi Sad	NIIS	691,00	-1,57%	998.877	731
Alfa plam a.d. , Vranje	ALFA	31.490,00	-44,00%	832.198	6
Niš ekspres a.d. , Niš	NEKSP	650,00	2,23%	539.915	5

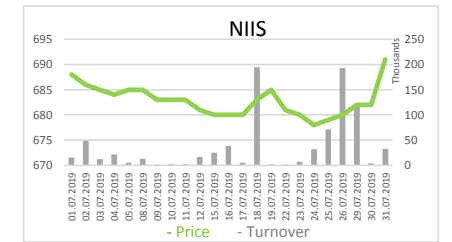
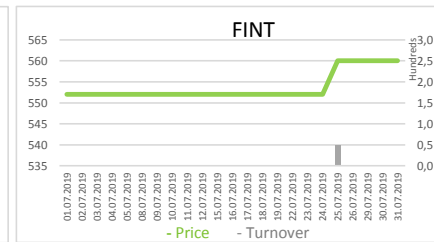
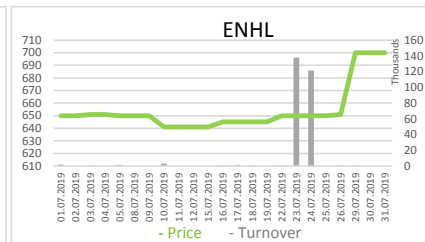
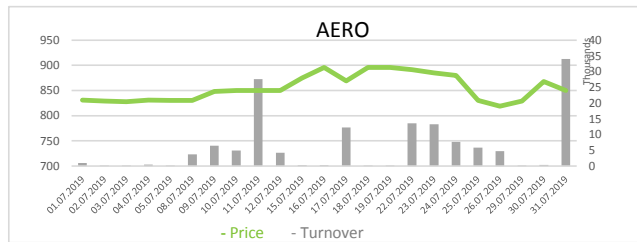
Top 3 Gainers in the month		Ticker	Price RSD	% Change	Turnover EUR
Erozija a.d. , Valjevo		EROZ	3.250,00	66,58%	995
Preduzeće za puteve Valjevo a.d. , Valjev		PPVA	1.800,00	50,00%	2.862
Tigar a.d. , Pirot		TIGR	74,00	48,00%	774
Top 3 Decliners in the month		Ticker	Price RSD	% Change	Turnover EUR
Putevi a.d. , Užice		PUUE	130,00	-45,61%	1.049
Pomoravlje a.d. , Niš		PMNI	748,00	-21,26%	826
Progres a.d. , Beograd		PRGS	41,00	-21,15%	270



## Shares - Official Listing Segments

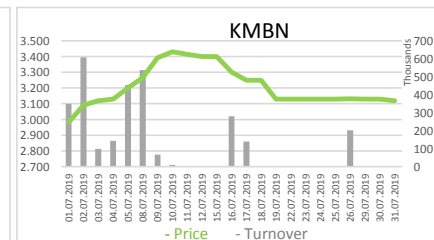
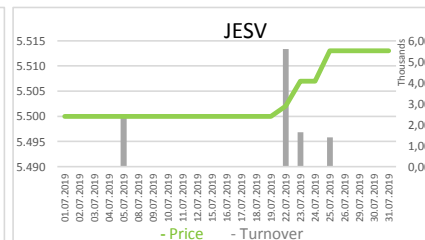
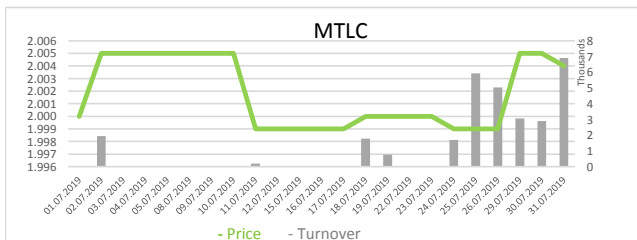
### Prime Listing Shares

Ticker	Issuer	Price RSD	Turnover EUR	Trades	1y price range	Issued shares	Monthly change	Market CAP	P/E	P/B
AERO	Aerodrom Nikola Tesla a.d. , Beograd	850,00	141.694	815	630 - 1956	35.026.129	4,68%	252.850.061	0,56	0,37
ENHL	Energoprojekt holding a.d. , Beograd	700,00	270.365	28	600 - 758	10.931.292	7,69%	64.986.258	10,02	0,84
FINT	Fintel energija a.d. , Beograd	560,00	48	1	505 - 560	26.510.506	1,45%	126.083.437	/	28,43
NIIS	NIS a.d., Novi Sad	691,00	862.367	731	670 - 750	163.060.400	0,88%	956.926.417	4,32	0,45



### Standard Listing Shares

Ticker	Issuer	Price RSD	Turnover EUR	Trades	1y price range	Issued shares	Monthly change	Market CAP	P/E	P/B
JESV	Jedinstvo a.d. , Sevojno	5.513,00	10.982	15	5000 - 5513	277.373	0,24%	12.986.860	6,12	0,58
KMBN	Komercijalna banka a.d. , Beograd	3.120,00	2.894.371	113	1850 - 3489	16.817.956	5,80%	445.635.520	/	0,79
MTLC	Metalac a.d. , Gornji Milanovac	2.004,00	30.200	19	1950 - 2110	2.040.000	0,20%	34.720.013	15,05	1,26





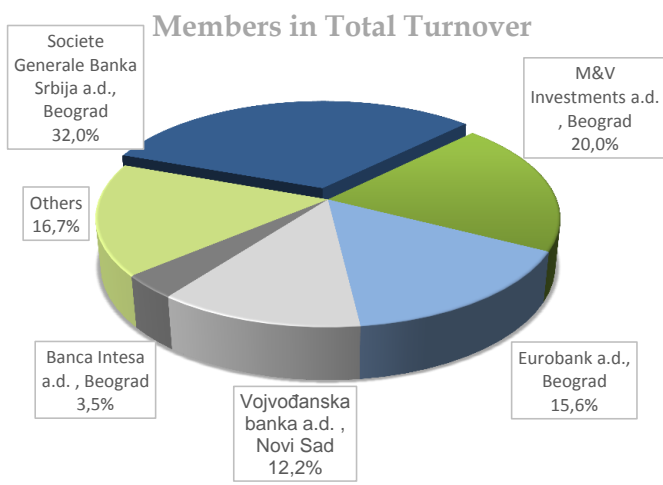
## Bonds - Official Listing Segments

Prime Listing Bonds - top 5 Turnover							
Ticker	Issuer	Price	Turnover EUR	Trades	1y price range	No. Of Bonds	Monthly change
RSO19181	Republika Srbija	104,4816	12.410.637	2	100,734 - 104,4816	11.318.951	2,68%
RSO17153	Republika Srbija	102,4788	7.915.799	3	101,4164 - 106,35	9.949.000	0,62%
RSO17166	Republika Srbija	102,7879	7.848.904	2	101,7222 - 103,675	1.162.960	0,92%
RSO16142	Republika Srbija	109,8547	5.856.302	4	109,4484 - 114,8139	11.000.000	-1,37%
RSO19182	Republika Srbija	104,6026	4.786.313	2	100,165 - 104,6026	9.693.973	1,88%

## Top Member Statistics

Trading in Shares		
Member Name	Turnover EUR	% in Turnover
M&V Investments a.d. , Beograd	4.417.488	29,55%
Prudence Capital a.d., Beograd	3.530.701	23,61%
Vojvođanska banka a.d. , Novi Sad	1.732.264	11,58%
Dunav Stockbroker a.d. , Beograd	1.609.555	10,76%
Momentum Securities a.d. , Novi Sad	990.722	6,62%

Member Name	Trades	% in Trades
Banka Poštanska štedionica a.d. , Beograd	1.432	31,00%
Komercijalna banka a.d. , Beograd	676	14,63%
Tesla Capital a.d., Beograd	342	7,40%
M&V Investments a.d. , Beograd	312	6,75%
Vojvođanska banka a.d. , Novi Sad	267	5,78%



Trading in Bonds		
Member Name	Turnover EUR	% in Turnover
Societe Generale Banka Srbija a.d., Be	38.450.244	36,45%
M&V Investments a.d. , Beograd	19.688.088	18,67%
Eurobank a.d., Beograd	18.762.156	17,78%
Vojvođanska banka a.d. , Novi Sad	12.980.166	12,31%
Banca Intesa a.d. , Beograd	4.192.728	3,98%

Member Name	Trades	% in Trades
Societe Generale Banka Srbija a.d., Be	9	22,50%
M&V Investments a.d. , Beograd	5	12,50%
Dunav Stockbroker a.d. , Beograd	4	10,00%
Vojvođanska banka a.d. , Novi Sad	4	10,00%
UniCredit Bank Srbija a.d. , Beograd	4	10,00%