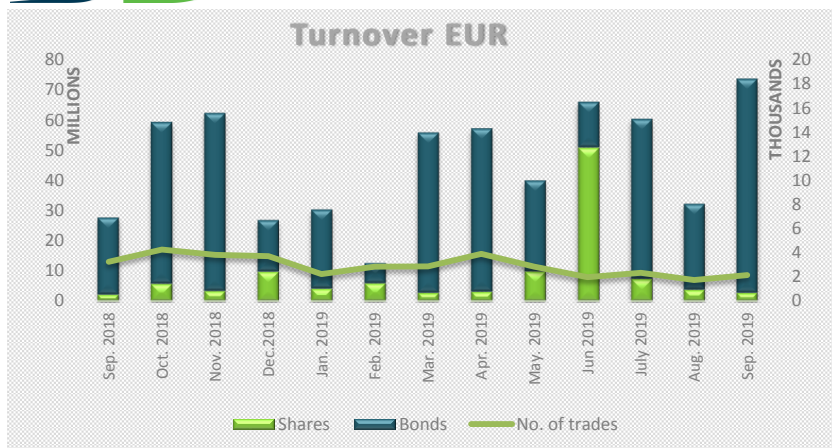




# Belgrade Stock Exchange Monthly Report

September 2019

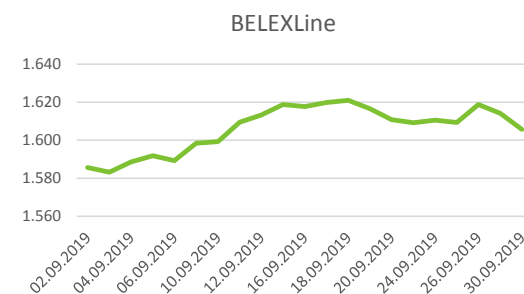
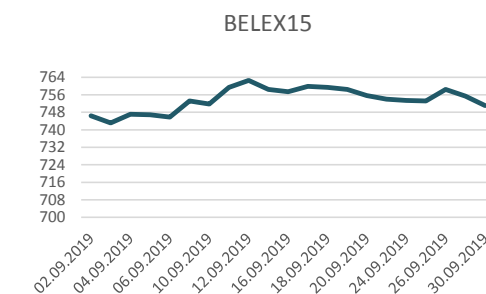


Segment	Total Turnover EUR	Trades
Prime Listing Shares	494.636	1.368
Prime Listing Bonds	65.533.752	27
Standard Listing Shares	1.227.072	109
Open Market Shares	862.210	287
MTP Shares	314.124	337
<b>Total:</b>	<b>68.431.794</b>	<b>2.128</b>



Total Market Capitalization (Shares) EUR: 4.796.848.580

Index	Last	Index Market Cap EUR	% Of Total Market Cap	Trades	Turnover EUR	Mohtly Change	YTD
BELEX15	751,08	2.023.198.618	42,18%	1.556	2.050.784	0,81%	-1,39%
BELEXLine	1605,66	2.360.574.176	49,21%	1.653	2.349.231	1,16%	1,03%



### Top 5 traded Shares

Issuer	Ticker	Price RSD	% Change	Turnover	Trades
Komercijalna banka a.d. , Beograd	KMBN	3.270,00	-19,32%	5.025.107	68
NIS a.d., Novi Sad	NIIS	678,00	-1,90%	1.394.231	807
Galenika Fitofarmacija a.d. , Zemun	FITO	3.100,00	-1,57%	998.877	40
VP Dunav a.d. , Bačka Palanka	VPDU	13.698,00	-44,00%	832.198	29
Kopaonik a.d. , Beograd	KOPB	5.501,00	2,23%	539.915	2

Top 3 Gainers in the month	Ticker	Price RSD	% Change	Turnover EUR
Potisje precizni liv a.d. , Ada	PPLA	483,00	50,00%	908
Hempro a.d. , Beograd	HMBG	975,00	30,00%	191
Novosadski sajam a.d. , Novi Sad	NSSJ	623,00	24,60%	529

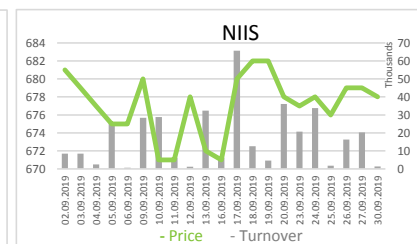
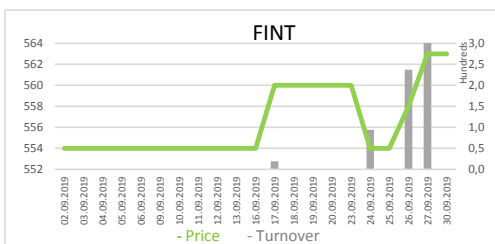
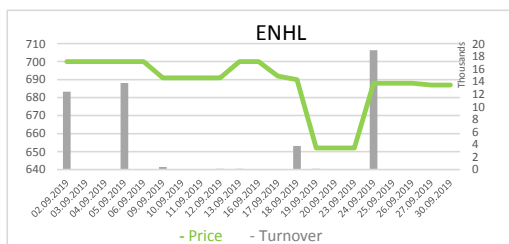
Top 3 Decliners in the month	Ticker	Price RSD	% Change	Turnover EUR
Tehnohemija a.d. , Beograd	THHM	158,00	-26,17%	632
Putevi a.d. , Užice	PUUE	124,00	-20,51%	722
Vatroservis a.d., Novi Sad	VTSR	1.000,00	-16,60%	12.840



## Shares - Official Listing Segments

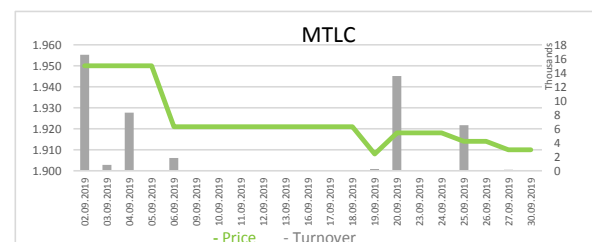
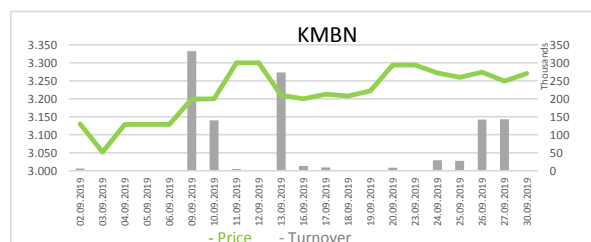
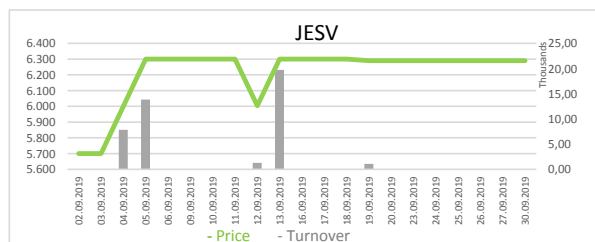
### Prime Listing Shares

Ticker	Issuer	Price RSD	Turnover EUR	Trades	1y price range	Issued shares	Monthly change	Market CAP	P/E	P/B
AERO	Aerodrom Nikola Tesla a.d. , Beograd	781,00	81.144	528	630 - 1956	35.026.129	-6,47%	232.755.913	0,51	0,34
ENHL	Energoprojekt holding a.d. , Beograd	687,00	49.766	25	600 - 758	10.931.292	0,15%	63.897.781	9,84	0,83
FINT	Fintel energija a.d. , Beograd	563,00	1.428	8	505 - 563	26.510.506	1,62%	126.994.221	/	28,58
NIIS	NIS a.d., Novi Sad	678,00	362.298	807	670 - 750	163.060.400	-0,59%	940.666.641	4,24	0,44



### Standard Listing Shares

Ticker	Issuer	Price RSD	Turnover EUR	Trades	1y price range	Issued shares	Monthly change	Market CAP	P/E	P/B
JESV	Jedinstvo a.d. , Sevojno	6.290,00	43.770	17	5000 - 6300	277.373	10,35%	14.844.732	6,98	0,67
KMBN	Komercijalna banka a.d. , Beograd	3.270,00	1.135.285	68	1900 - 3489	16.817.956	3,81%	467.927.436	6,90	0,83
MTLC	Metalac a.d. , Gornji Milanovac	1.910,00	48.017	24	1900 - 2099	2.040.000	-2,05%	33.152.866	14,35	1,20





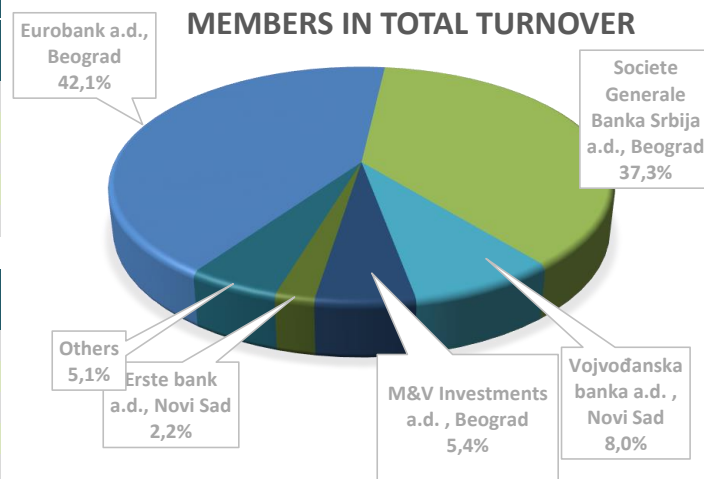
## Bonds - Official Listing Segments

Prime Listing Bonds - top 5 Turnover							
Ticker	Issuer	Price	Turnover EUR	Trades	1y price range	No. Of Bonds	Monthly change
RSO19182	Republika Srbija	106,0010	36.699.849	15	100,165 - 106,001	9.693.973	0,21%
RSO17153	Republika Srbija	103,4426	12.320.501	2	101,4164 - 106,35	9.949.000	0,83%
RSO15122	Republika Srbija	113,8023	4.838.755	1	108,4866 - 113,8023	1.398.740	1,97%
RSO17166	Republika Srbija	103,3617	3.955.349	1	101,7222 - 103,675	1.162.960	0,56%
RSO16142	Republika Srbija	113,0461	3.562.392	2	109,8547 - 114,8139	11.000.000	2,91%

## Top Member Statistics

Trading in Shares		
Member Name	Turnover EUR	% in Turnover
M&V Investments a.d. , Beograd	1.663.463	28,70%
Dunav Stockbroker a.d. , Beograd	722.656	12,47%
Vojvođanska banka a.d. , Novi Sad	522.552	9,02%
Momentum Securities a.d. , Novi Sad	495.227	8,54%
Intercity broker a.d. , Beograd	423.754	7,31%

Member Name	Trades	% in Trades
Banka Poštanska štedionica a.d. , Beograd	990	23,56%
Komercijalna banka a.d. , Beograd	557	13,26%
Vojvođanska banka a.d. , Novi Sad	483	11,49%
Tesla Capital a.d. , Beograd	376	8,95%
Raiffeisen banka a.d. , Beograd	270	6,43%



Trading in Bonds		
Member Name	Turnover EUR	% in Turnover
Eurobank a.d., Beograd	61.829.199	43,80%
Societe Generale Banka Srbija a.d., Be	54.770.675	38,80%
Vojvođanska banka a.d. , Novi Sad	11.229.530	7,95%
M&V Investments a.d. , Beograd	6.267.528	4,44%
Erste bank a.d., Novi Sad	2.975.689	2,11%

Member Name	Trades	% in Trades
Eurobank a.d., Beograd	19	27,94%
UniCredit Bank Srbija a.d. , Beograd	13	19,12%
Societe Generale Banka Srbija a.d., Be	8	11,76%
Vojvođanska banka a.d. , Novi Sad	8	11,76%
Raiffeisen banka a.d., Beograd	6	8,82%