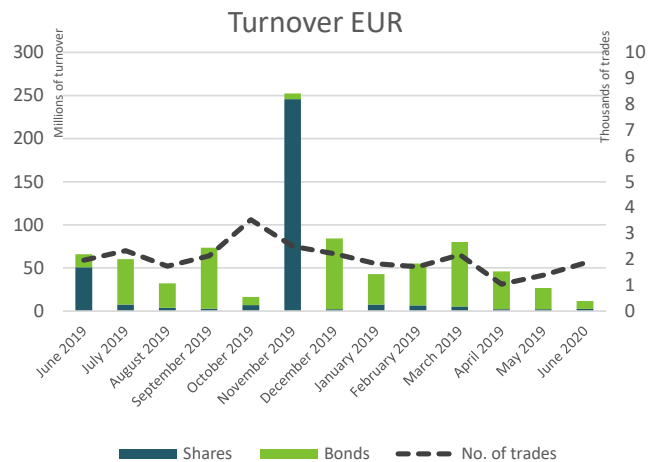




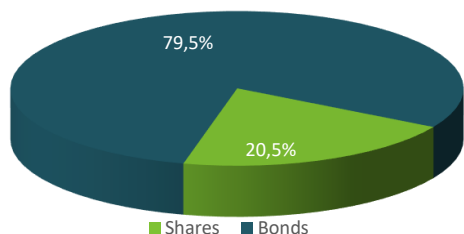
Belgrade Stock Exchange Monthly Report

June 2020



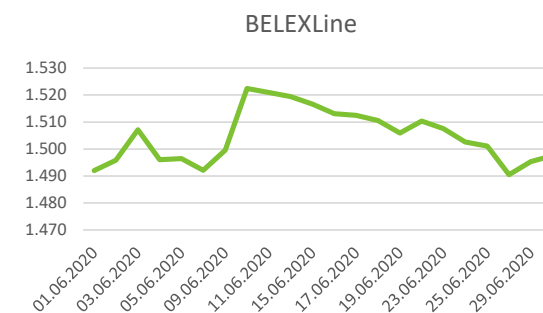
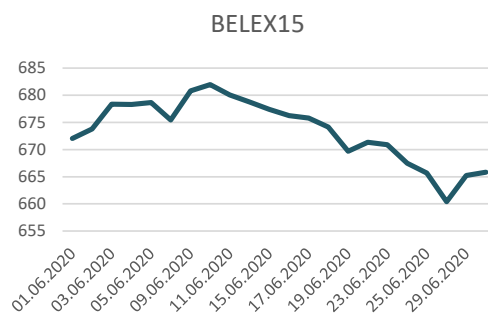
Segment	Total Turnover EUR	Trades
Prime Listing Shares	361.132	1.364
Prime Listing Bonds	9.227.925	9
Standard Listing Shares	1.332.866	96
Open Market Shares	526.746	199
MTP Shares	155.601	194
Total:	11.604.270	1.862

Trading Structure



Total Market Capitalization (Shares) EUR: 4.274.498.861

Index	Last	Index Market Cap EUR	% Of Total Market Cap	Trades	Turnover EUR	Monthly Change	YTD
BELEX15	665,85	1.701.626.384	39,81%	1.559	2.136.356	-1,09%	-16,94%
BELEXLine	1497,57	2.031.802.340	47,53%	1.630	2.208.146	0,45%	-13,28%



Top 5 traded shares

Issuer	Ticker	Price RSD	Turnover EUR	% Change	Trades
Komercijalna banka a.d. , Beograd	KMBN	2.175,00	1.100.111	-5,43%	51
NIS a.d., Novi Sad	NIIS	570,00	335.693	-5,79%	668
Alfa plam a.d. , Vranje	ALFA	24.008,00	231.790	-3,36%	26
Metalac a.d. , Gornji Milanovac	MTLC	1.900,00	199.213	5,56%	39
Messer Tehnogas a.d. , Beograd	TGAS	13.000,00	102.761	1,54%	25

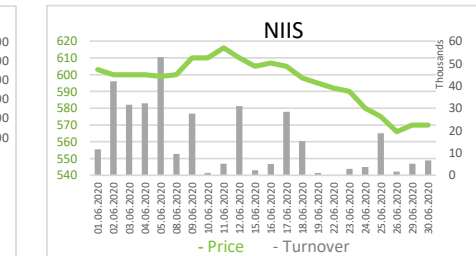
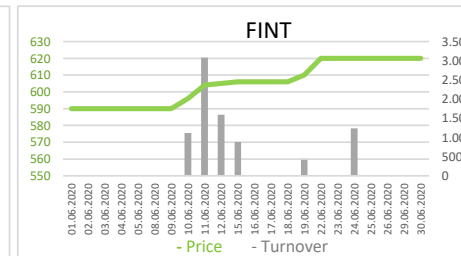
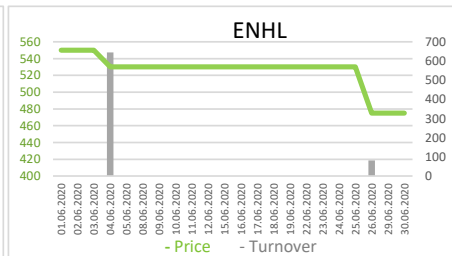
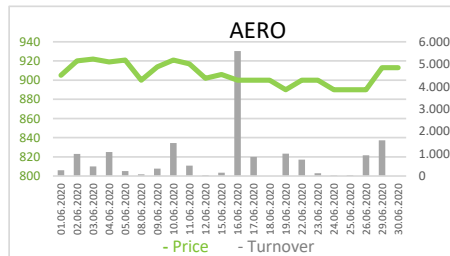
Top 3 gainers in the month		Ticker	Price RSD	% Change	Turnover EUR
Preduzeće za puteve Valjevo a.d. , Valjevo		PPVA	2.600,00	73,33%	5.107
Stoteks a.d. , Novi Sad		STOTN	190,00	52,00%	632
Vital a.d. , Vrbas		VITL	960,00	47,69%	27.690
Top 3 decliners in the month		Ticker	Price RSD	% Change	Turnover EUR
Globos osiguranje a.d. , Beograd		GLOS	300,00	-28,57%	432
Ikarbus a.d. , Beograd		IKRBG	55,00	-21,43%	514
Tehnohemija a.d. , Beograd		THHM	227,00	-20,35%	780



Shares - Official Listing Segments

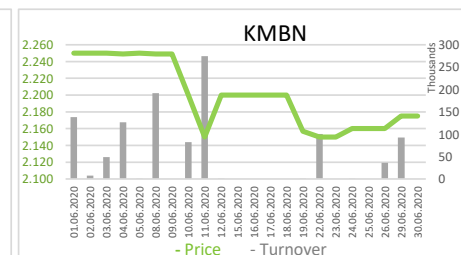
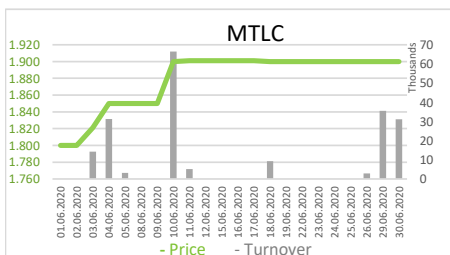
Prime Listing Shares

Ticker	Issuer	Price RSD	Turnover EUR	Trades	1y price range	Issued shares	Monthly change	Market CAP	P/E	P/B
AERO	Aerodrom Nikola Tesla a.d. , Beograd	913,00	16.375	679	710 - 1100	35.026.129	1,44%	271.984.553	/	1,08
ENHL	Energoprojekt holding a.d. , Beograd	475,00	725	2	450 - 730	10.931.292	-13,64%	44.161.765	/	0,57
FINT	Fintel energija a.d. , Beograd	620,00	8.338	15	530 - 670	26.510.506	5,08%	139.794.803	/	35,29
NIIS	NIS a.d., Novi Sad	570,00	335.693	668	490 - 760	163.060.400	-5,79%	790.505.103	5,25	0,36



Standard Listing Shares

Ticker	Issuer	Price RSD	Turnover EUR	Trades	1y price range	Issued shares	Monthly change	Market CAP	P/E	P/B
JESV	Jedinstvo a.d. , Sevojno	6.800,00	33.542	6	5500 - 7020	277.373	13,30%	16.041.849	5,54	0,67
KMBN	Komercijalna banka a.d. , Beograd	2.175,00	1.100.111	51	2150 - 3489	16.817.956	-5,43%	311.109.872	4,18	0,49
MTLC	Metalac a.d. , Gornji Milanovac	1.900,00	199.213	39	1750 - 2200	2.040.000	5,56%	32.965.911	14,01	1,15





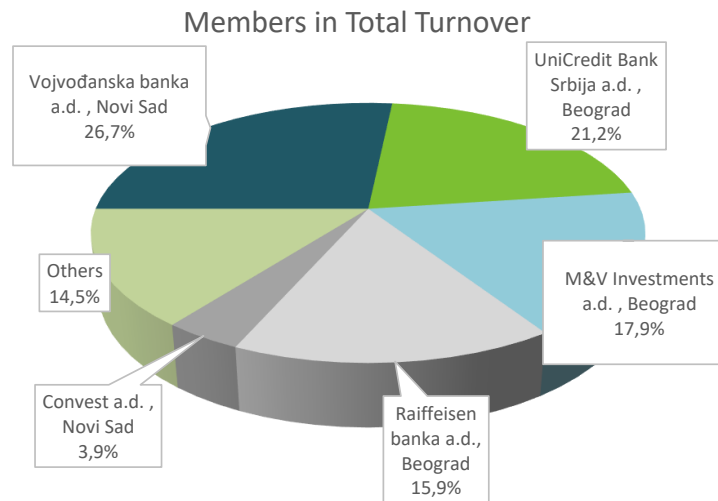
Bonds - Official Listing Segments

Prime Listing Bonds - top 5 Turnover							
Ticker	Issuer	Price	Turnover EUR	Trades	1y price range	No. of bonds	Monthly change
RSO16142	Republika Srbija	115,0434	2.934.883	1	109,8547 - 115,67	11.000.000	0,36%
RSO20193	Republika Srbija	107,8653	2.752.057	1	107,2387 - 107,8653	3.805.977	0,58%
RSO20191	Republika Srbija	109,5395	1.023.049	2	106,9523 - 109,5395	150.000	2,42%
RSO18174	Republika Srbija	120,9643	997.860	1	117,2968 - 121,4928	10.155.644	3,13%
RSO1467	Republika Srbija	108,5223	922.911	1	108,234 - 115,549	957.503	0,27%

Top Member Statistics

Trading in shares		
Member Name	Turnover EUR	% in Turnover
M&V Investments a.d. , Be	1.209.208	25,44%
Dunav Stockbroker a.d. , B	841.243	17,70%
Convest a.d. , Novi Sad	504.184	10,61%
Erste bank a.d., Novi Sad	438.807	9,23%
Tesla Capital a.d., Beograd	423.816	8,92%

Member name	Trades	% in Trades
Banka Poštanska štedionica	1.151	31,06%
Komercijalna banka a.d. , E	823	22,21%
Dunav Stockbroker a.d. , B	263	7,10%
Raiffeisen banka a.d., Beog	227	6,13%
M&V Investments a.d. , Be	226	6,10%



Trading in bonds		
Member Name	Turnover EUR	% in Turnover
Vojvođanska banka a.d. , Novi Sad	5.890.825	31,92%
UniCredit Bank Srbija a.d. , Beograd	4.925.140	26,69%
Raiffeisen banka a.d., Beograd	3.674.967	19,91%
M&V Investments a.d. , Beograd	2.934.883	15,90%
Komercijalna banka a.d. , Beograd	626.620	3,40%

Member name	Trades	% in Trades
Vojvođanska banka a.d. , Novi Sad	5	27,78%
UniCredit Bank Srbija a.d. , Beograd	4	22,22%
Komercijalna banka a.d. , Beograd	3	16,67%
Dunav Stockbroker a.d. , Beograd	2	11,11%
Raiffeisen banka a.d., Beograd	2	11,11%