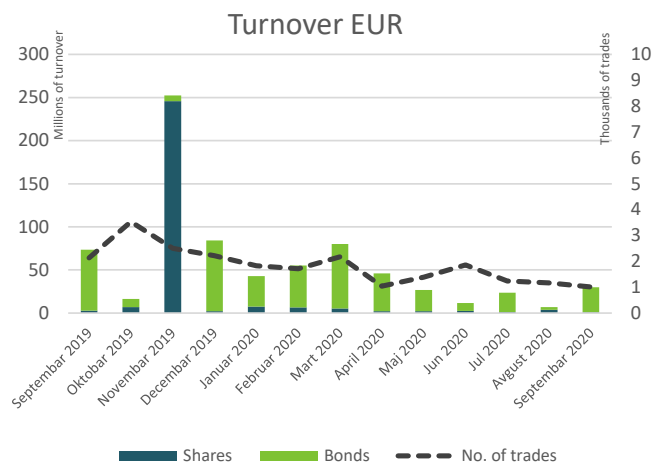


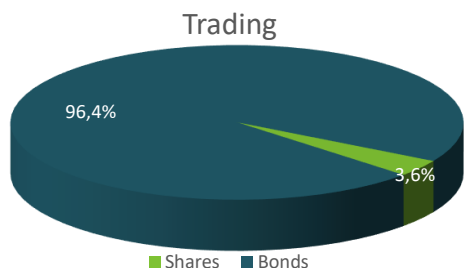


Belgrade Stock Exchange Monthly Report

September 2020

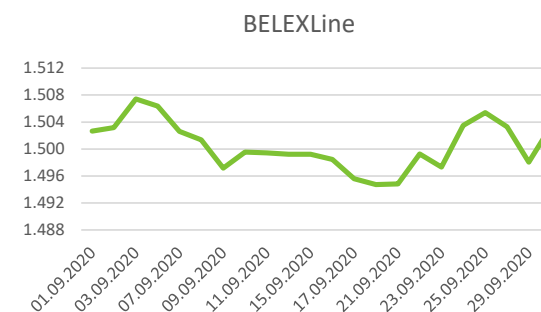
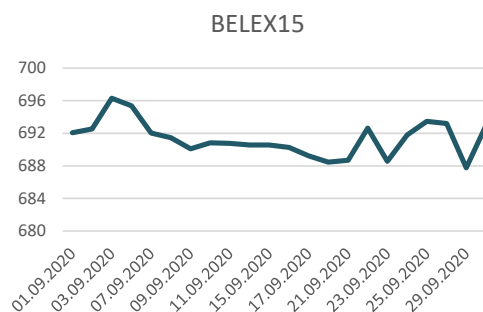


Segment	Total Turnover EUR	Trades
Prime Listing Shares	398.542	701
Prime Listing Bonds	28.738.584	30
Standard Listing Shares	219.364	74
Open Market Shares	87.601	70
MTP Shares	353.041	134
Total:	29.797.133	1.009



Total Market Capitalization (Shares) EUR: 4.152.883.301

Index	Last	Index Market Cap EUR	% Of Total Market Cap	Trades	Turnover EUR	Mohtly Change	YTD
BELEX15	692,93	1.773.951.730	42,72%	798	674.158	-0,13%	-13,57%
BELEXLine	1503,29	2.093.302.874	50,41%	853	698.952	0,08%	-12,94%



Top 5 traded shares

Issuer	Ticker	Price RSD	Turnover EUR	% Change	Trades
NIS a.d., Novi Sad	NIIS	577,00	315.755	-0,52%	405
BB Trade a.d., Žitište	BBTR	4.650,00	231.124	0,00%	1
Komercijalna banka a.d., Beograd	KMBN	2.650,00	142.685	0,00%	45
Energoprojekt holding a.d., Beograd	ENHL	410,00	57.282	-2,38%	8
Metalac a.d., Gornji Milanovac	MTLC	1.900,00	54.133	0,00%	9

Top 3 gainers in the month	Ticker	Price RSD	% Change	Turnover EUR
Komercijalna banka a.d., Beograd	KMBNPB	990,00	10,00%	716
Svetlost a.d., Beograd	SVTS	1.048,00	4,80%	31.926
Utva silosi a.d., Kovin	UTSI	1.450,00	3,57%	2.296

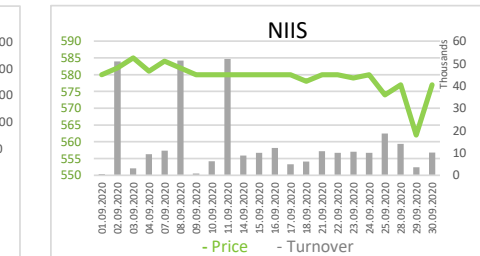
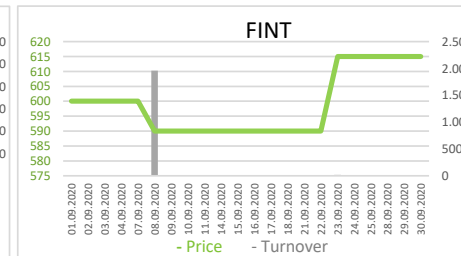
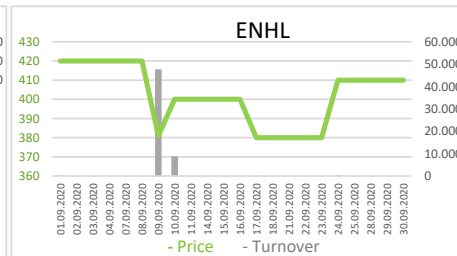
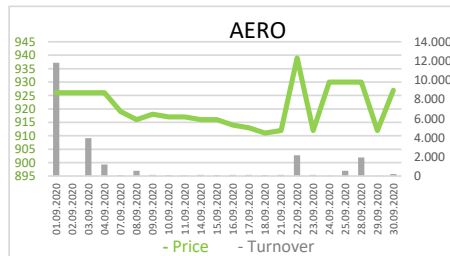
Top 3 decliners in the month	Ticker	Price RSD	% Change	Turnover EUR
Pomoravlje a.d., Niš	PMNI	500,00	-22,48%	1.450
Savremena administracija a.d., Beograd	SVRME	2.500,00	-8,16%	3.104
Jugoprevoz Kruševac a.d., Kruševac	JGPK	2.300,00	-8,00%	9.721



Shares - Official Listing Segments

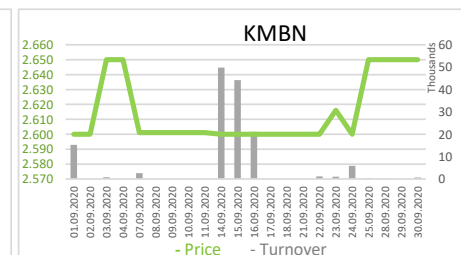
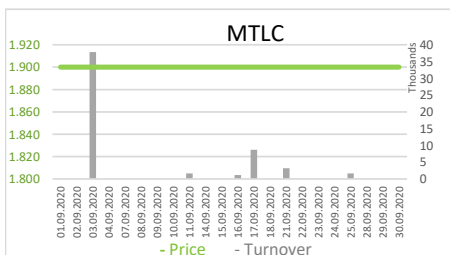
Prime Listing Shares

Ticker	Issuer	Price RSD	Turnover EUR	Trades	1y price range	Issued shares	Monthly change	Market CAP	P/E	P/B
AERO	Aerodrom Nikola Tesla a.d. , Beograd	927,00	23.533	286	710 - 1100	35.026.129	0,11%	276.145.082	/	1,09
ENHL	Energoprojekt holding a.d. , Beograd	410,00	57.282	8	380 - 730	10.931.292	-2,38%	38.117.182	/	0,50
FINT	Fintel energija a.d. , Beograd	615,00	1.973	2	530 - 670	26.510.506	2,50%	138.662.354	/	35,00
NIIS	NIS a.d., Novi Sad	577,00	315.755	405	490 - 760	163.060.400	-0,52%	800.183.796	5,32	0,36



Standard Listing Shares

Ticker	Issuer	Price RSD	Turnover EUR	Trades	1y price range	Issued shares	Monthly change	Market CAP	P/E	P/B
JESV	Jedinstvo a.d. , Sevojno	6.501,00	22.546	20	5500 - 7020	277.373	0,02%	15.335.918	5,29	0,64
KMBN	Komercijalna banka a.d. , Beograd	2.650,00	142.685	45	2150 - 3380	16.817.956	0,00%	379.039.545	5,09	0,60
MTLC	Metalac a.d. , Gornji Milanovac	1.900,00	54.133	9	1750 - 2200	2.040.000	0,00%	32.964.706	14,01	1,15





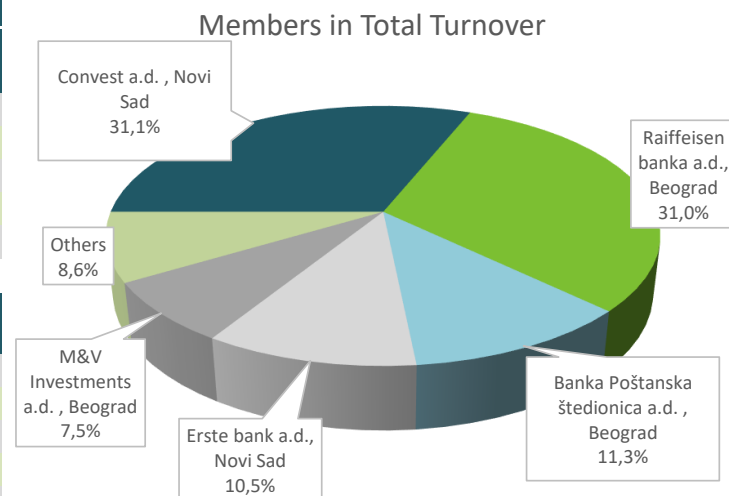
Bonds - Official Listing Segments

Prime Listing Bonds - top 5 Turnover							
Ticker	Issuer	Price	Turnover EUR	Trades	1y price range	No. of bonds	Monthly change
RSO17150	Republika Srbija	103,5606	7.249.242	1	103,5606 - 106,1337	98.420	-2,42%
RSO16144	Republika Srbija	101,7157	7.120.099	1	101,7157 - 104,186	100.000	-2,37%
RSO18171	Republika Srbija	108,2908	4.189.334	2	105,9633 - 111,3	10.051.345	2,16%
RSO17168	Republika Srbija	104,1091	4.164.364	1	104,1091 - 105,088	50.000	-0,93%
RSO19185	Republika Srbija	103,2304	3.096.912	1	102,1292 - 104,8661	151.375	0,30%

Top Member Statistics

Trading in shares		
Member Name	Turnover EUR	% in Turnover
Momentum Securities a.d.	738.248	34,87%
Dunav Stockbroker a.d. , B	349.716	16,52%
M&V Investments a.d. , Be	333.492	15,75%
Vojvođanska banka a.d. , N	152.121	7,19%
Komercijalna banka a.d. , E	129.160	6,10%

Member name	Trades	% in Trades
Banka Poštanska štedionica a.d. , Beođ	543	27,73%
Dunav Stockbroker a.d. , B	367	18,74%
Komercijalna banka a.d. , E	346	17,67%
Ilirika investments a.d. , Be	129	6,59%
Vojvođanska banka a.d. , N	121	6,18%



Trading in bonds		
Member Name	Turnover EUR	% in Turnover
Convest a.d. , Novi Sad	18.533.705	32,24%
Raiffeisen banka a.d. , Beograd	18.449.281	32,10%
Banka Poštanska štedionica a.d. , Beođ	6.688.717	11,64%
Erste bank a.d. , Novi Sad	6.219.070	10,82%
M&V Investments a.d. , Beograd	4.164.364	7,25%

Member name	Trades	% in Trades
Banka Poštanska štedionica a.d. , Beođ	25	41,67%
Vojvođanska banka a.d. , Novi Sad	14	23,33%
Intercity broker a.d. , Beograd	5	8,33%
Raiffeisen banka a.d. , Beograd	4	6,67%
Erste bank a.d. , Novi Sad	3	5,00%