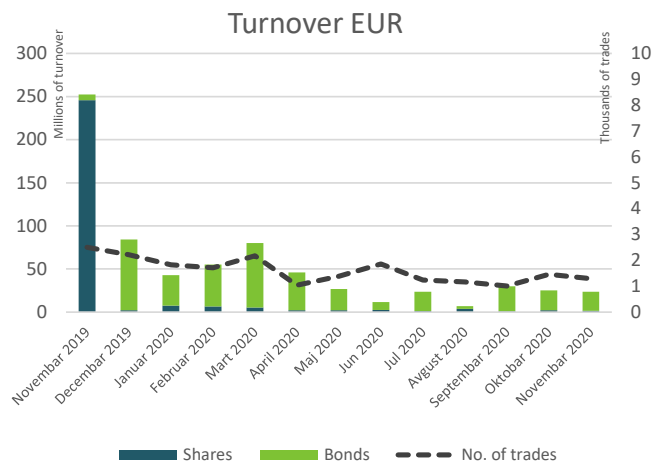


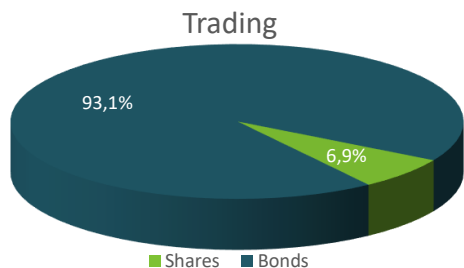


Belgrade Stock Exchange Monthly Report

November 2020

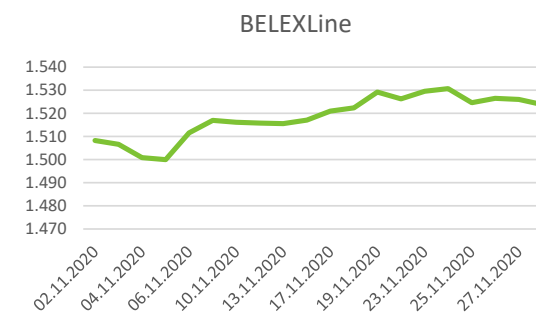
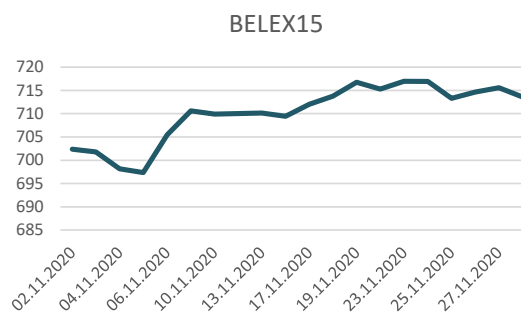


Segment	Total Turnover EUR	Trades
Prime Listing Shares	248.847	690
Prime Listing Bonds	22.055.743	13
Standard Listing Shares	636.061	164
Open Market Shares	149.674	109
MTP Shares	594.306	313
Total:	23.684.631	1.289



Total Market Capitalization (Shares) EUR: 4.231.348.767

Index	Last	Index Market Cap EUR	% Of Total Market Cap	Trades	Turnover EUR	Monthly Change	YTD
BELEX15	713,57	2.084.236.654	49,26%	898	997.088	1,68%	-10,99%
BELEXLine	1523,76	2.162.760.653	51,11%	941	1.033.654	1,13%	-11,76%



Top 5 traded shares

Issuer	Ticker	Price RSD	Turnover EUR	% Change	Trades
Komercijalna banka a.d. , Beograd	KMBN	3.000,00	571.783	3,45%	94
PP Miletić a.d. , Srpski Miletić	PMLT	4.000,00	265.471	361,36%	140
NIS a.d., Novi Sad	NIIS	575,00	217.873	4,74%	377
Stari Tamiš a.d. , Pančevo	STTM	4.510,00	97.892	1,35%	18
Tehnohemija a.d. , Beograd	THHM	300,00	80.311	0,00%	3

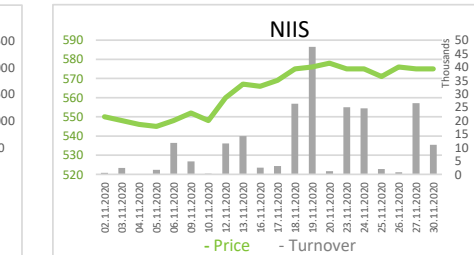
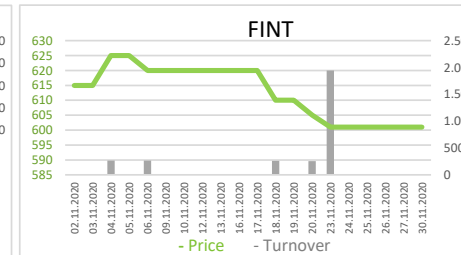
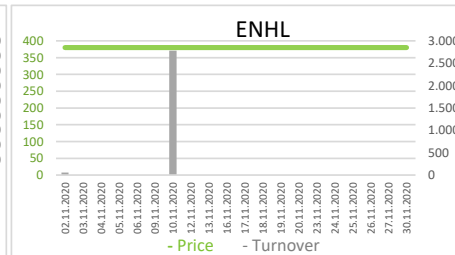
Top 3 gainers in the month		Ticker	Price RSD	% Change	Turnover EUR
PP Miletić a.d. , Srpski Miletić		PMLT	4.000,00	361,36%	265.471
Luka Leget a.d. , Sremska Mitrovica		LKLG	2.000,00	25,00%	1.344
Preduzeće za puteve Valjevo a.d. , Valjevo		PPVA	2.000,00	23,00%	3.934
Top 3 decliners in the month		Ticker	Price RSD	% Change	Turnover EUR
Putevi a.d. , Užice		PUUE	66,00	-39,45%	159
Partenon M.A.M. Sistem a.d. , Beograd		PTNN	1.342,00	-17,42%	37.551
Tigar a.d. , Pirot		TIGR	20,00	-16,67%	2



Shares - Official Listing Segments

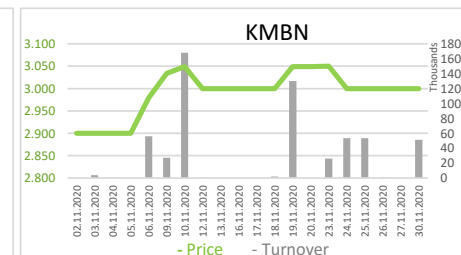
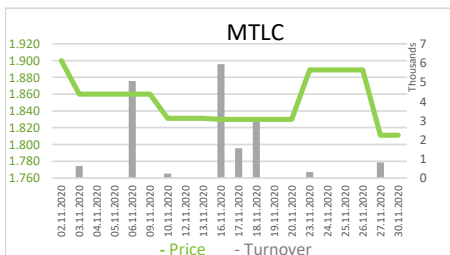
Prime Listing Shares

Ticker	Issuer	Price RSD	Turnover EUR	Trades	1y price range	Issued shares	Monthly change	Market CAP	P/E	P/B
AERO	Aerodrom Nikola Tesla a.d. , Beograd	928,00	25.152	298	710 - 1100	35.026.129	1,31%	276.438.506	/	1,10
ENHL	Energoprojekt holding a.d. , Beograd	380,00	2.834	4	380 - 730	10.931.292	0,00%	35.327.549	/	0,46
FINT	Fintel energija a.d. , Beograd	601,00	2.988	11	530 - 670	26.510.506	-2,28%	135.503.623	/	34,21
NIIS	NIS a.d., Novi Sad	575,00	217.873	377	490 - 760	163.060.400	4,74%	797.397.310	5,30	0,36



Standard Listing Shares

Ticker	Issuer	Price RSD	Turnover EUR	Trades	1y price range	Issued shares	Monthly change	Market CAP	P/E	P/B
JESV	Jedinstvo a.d. , Sevojno	6.800,00	46.643	48	5500 - 7020	255.130	-0,44%	14.754.648	5,09	0,62
KMBN	Komercijalna banka a.d. , Beograd	3.000,00	571.783	94	2150 - 3380	16.817.956	3,45%	429.094.438	5,76	0,68
MTLC	Metalac a.d. , Gornji Milanovac	1.811,00	17.636	22	1750 - 2200	2.040.000	-4,68%	31.420.062	13,35	1,10





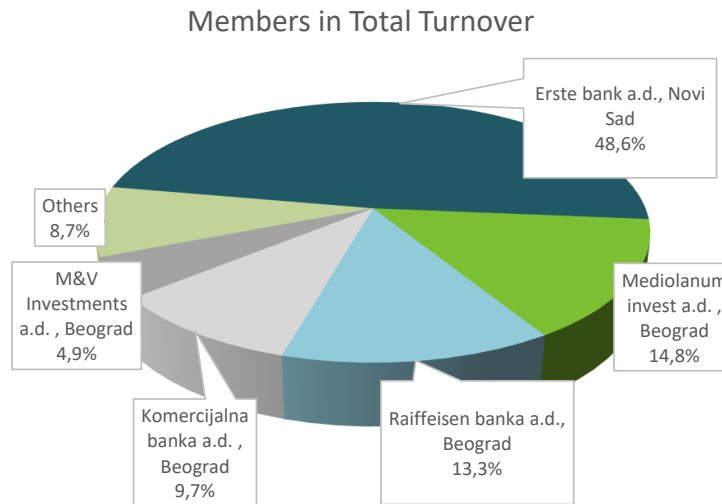
Bonds - Official Listing Segments

Prime Listing Bonds - top 5 Turnover							
Ticker	Issuer	Price	Turnover EUR	Trades	1y price range	No. of bonds	Monthly change
RSO19181	Republika Srbija	112,1994	4.961.835	1	108,774 - 114,2718	15.000.000	0,74%
RSO20190	Republika Srbija	102,1754	4.344.883	1	99,8227 - 103,2974	6.288.205	-1,09%
RSO20191	Republika Srbija	109,9284	4.330.646	4	106,9523 - 110,642	150.000	0,21%
RSO18171	Republika Srbija	108,4161	3.688.422	1	105,9633 - 111,3	10.051.345	0,12%
RSO19184	Republika Srbija	101,8406	1.949.229	1	101,8406 - 102,1646	200.000	-0,32%

Top Member Statistics

Trading in shares		
Member Name	Turnover EUR	% in Turnover
Dunav Stockbroker a.d. , B	742.517	22,79%
Tesla Capital a.d., Beograd	634.606	19,48%
M&V Investments a.d. , Be	464.746	14,27%
Komercijalna banka a.d. , E	258.507	7,94%
Momentum Securities a.d.	247.469	7,60%

Member name	Trades	% in Trades
Banka Poštanska štedionica	590	23,12%
Komercijalna banka a.d. , E	378	14,81%
Dunav Stockbroker a.d. , B	273	10,70%
Tesla Capital a.d., Beograd	236	9,25%
Vojvođanska banka a.d. , N	191	7,48%



Trading in bonds		
Member Name	Turnover EUR	% in Turnover
Erste bank a.d., Novi Sad	22.983.521	52,10%
Mediolanum invest a.d. , Beograd	7.004.724	15,88%
Raiffeisen banka a.d., Beograd	6.224.346	14,11%
Komercijalna banka a.d. , Beograd	4.353.874	9,87%
M&V Investments a.d. , Beograd	1.879.463	4,26%

Member name	Trades	% in Trades
Erste bank a.d., Novi Sad	8	30,77%
Mediolanum invest a.d. , Beograd	7	26,92%
Komercijalna banka a.d. , Beograd	4	15,38%
Raiffeisen banka a.d., Beograd	2	7,69%
Vojvođanska banka a.d. , Novi Sad	2	7,69%