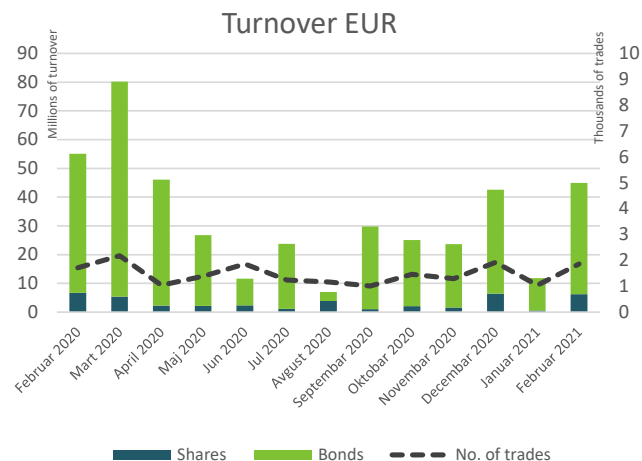


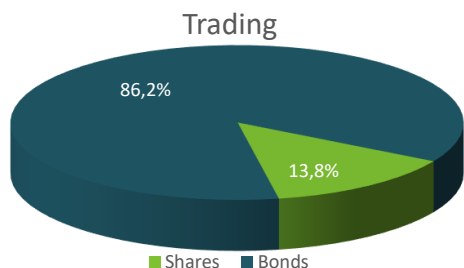


# Belgrade Stock Exchange Monthly Report

February 2021

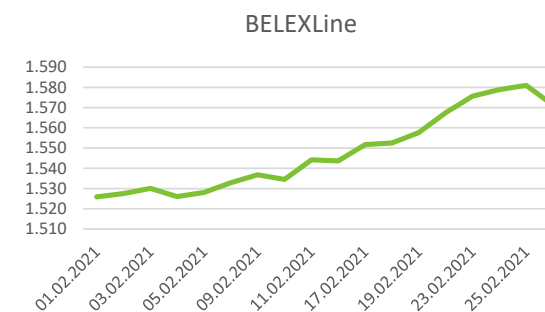
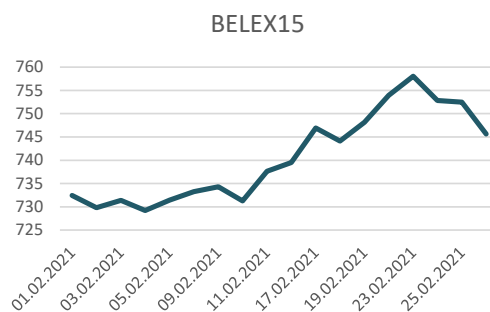


Segment	Total Turnover EUR	Trades
Prime Listing Shares	278.444	763
Prime Listing Bonds	38.788.224	33
Standard Listing Shares	4.208.704	122
Open Market Shares	382.311	181
MTP Shares	1.323.804	758
<b>Total:</b>	<b>44.981.487</b>	<b>1.857</b>



Total Market Capitalization (Shares) EUR: 4.518.171.795

Index	Last	Index Market Cap EUR	% Of Total Market Cap	Trades	Turnover EUR	Mohtly Change	YTD
BELEX15	745,64	2.217.522.676	49,08%	1.587	5.000.717	1,62%	-0,40%
BELEXLine	1571,19	2.299.867.763	50,90%	1.732	5.126.027	2,83%	0,33%



**Top 5 traded shares**

Issuer	Ticker	Price RSD	Turnover EUR	% Change	Trades
Komercijalna banka a.d. , Beograd	KMBN	3.190,00	3.905.403	6,33%	95
Omoljica a.d. , Omoljica	OMOL	2.397,00	451.392	50,75%	367
Jedinstvo a.d. , Sevojno	JESV	6.500,00	291.460	0,00%	12
PP Miletić a.d. , Srpski Miletić	PMLT	6.590,00	241.556	50,90%	34
NIS a.d., Novi Sad	NIIS	633,00	237.871	0,80%	424

Top 3 gainers in the month		Ticker	Price RSD	% Change	Turnover EUR
Borac a.d. , Šurjan		BRCS	3.500,00	159,26%	143.042
Iritel a.d. , Beograd		IRTL	1.850,00	72,09%	39.013
PP Miletić a.d. , Srpski Miletić		PMLT	6.590,00	50,90%	241.556

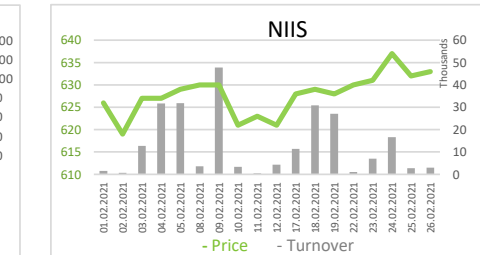
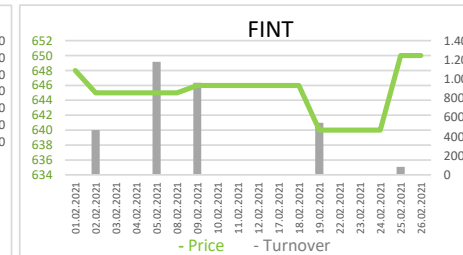
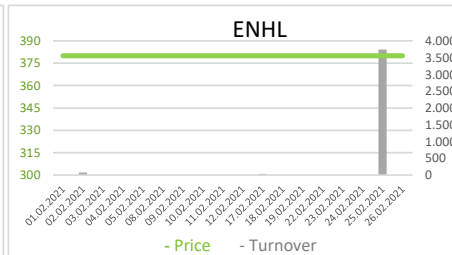
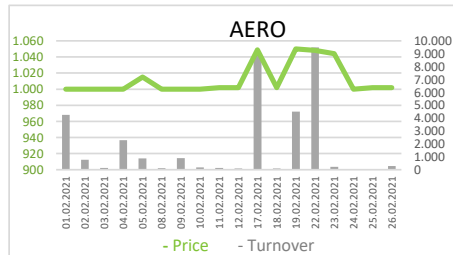
Top 3 decliners in the month		Ticker	Price RSD	% Change	Turnover EUR
Centroprojekt arhitektura inst. i konst. a		CERO	1.280,00	-32,67%	8.589
Vital a.d. , Vrbas		VITL	1.050,00	-12,50%	47.537
Stari Tamiš a.d. , Pančevo		STTM	8.500,00	-5,56%	9.512



## Shares - Official Listing Segments

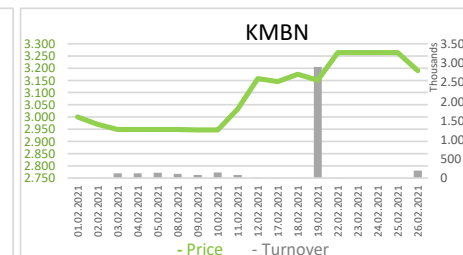
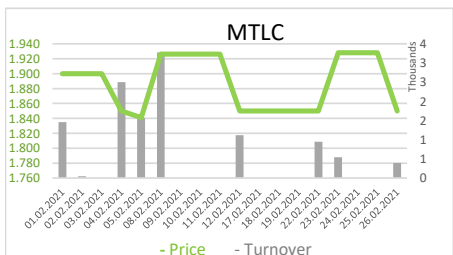
### Prime Listing Shares

Ticker	Issuer	Price RSD	Turnover EUR	Trades	1y price range	Issued shares	Monthly change	Market CAP	P/E	P/B
AERO	Aerodrom Nikola Tesla a.d. , Beograd	1.002,00	33.490	329	710 - 1070	35.026.129	0,20%	298.500.118	/	1,18
ENHL	Energoprojekt holding a.d. , Beograd	380,00	3.849	4	360 - 565	10.931.292	0,00%	35.329.683	/	0,46
FINT	Fintel energija a.d. , Beograd	650,00	3.234	6	530 - 650	26.510.506	0,31%	146.560.189	/	36,99
NIIS	NIS a.d., Novi Sad	633,00	237.871	424	490 - 720	163.060.400	0,80%	877.883.440	5,83	0,40



### Standard Listing Shares

Ticker	Issuer	Price RSD	Turnover EUR	Trades	1y price range	Issued shares	Monthly change	Market CAP	P/E	P/B
JESV	Jedinstvo a.d. , Sevojno	6.500,00	291.460	12	5500 - 7020	255.130	0,00%	14.104.560	4,87	0,59
KMBN	Komercijalna banka a.d. , Beograd	3.190,00	3.905.403	95	2150 - 3300	16.817.956	6,33%	456.297.972	6,12	0,72
MTLC	Metalac a.d. , Gornji Milanovac	1.850,00	11.841	15	1750 - 2090	2.040.000	-3,65%	32.098.633	13,64	1,12





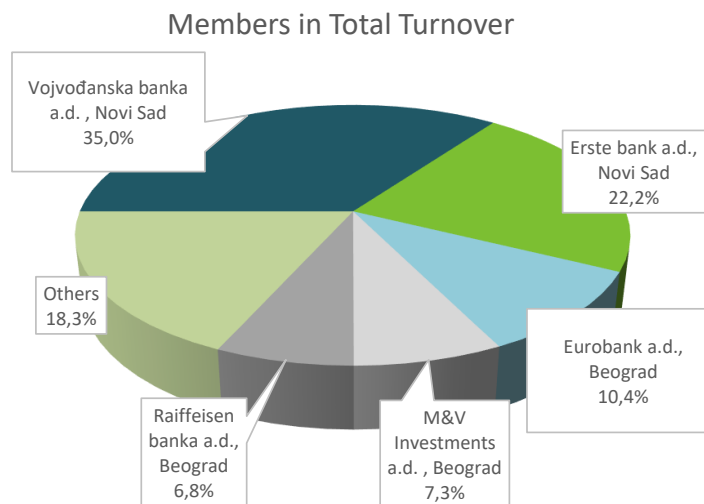
## Bonds - Official Listing Segments

Prime Listing Bonds - top 5 Turnover							
Ticker	Issuer	Price	Turnover EUR	Trades	1y price range	No. of bonds	Monthly change
RSO15102	Republika Srbija	108,6818	9.331.941	1	108,6818 - 118,3607	4.500.000	-8,18%
RSO1478	Republika Srbija	109,6449	6.061.369	2	109,5072 - 109,6467	1.183.381	0,13%
RSO20192	Republika Srbija	100,0535	5.002.675	1	100,0535 - 100,2555	100.000	-0,20%
RSO20191	Republika Srbija	118,5432	3.970.888	2	106,9523 - 118,5432	150.000	6,91%
RSO16144	Republika Srbija	102,3100	3.756.823	1	101,7157 - 102,31	100.000	0,58%

## Top Member Statistics

Trading in shares		
Member Name	Turnover EUR	% in Turnover
M&V Investments a.d. , Be	6.590.458	53,21%
Tesla Capital a.d., Beograd	1.460.670	11,79%
Dunav Stockbroker a.d. , B	892.182	7,20%
Momentum Securities a.d.	808.173	6,52%
Vojvođanska banka a.d. , N	722.479	5,83%

Member name	Trades	% in Trades
Vojvođanska banka a.d. , N	810	22,20%
Banka Poštanska štedionica	658	18,04%
Komercijalna banka a.d. , E	545	14,94%
Tesla Capital a.d., Beograd	440	12,06%
Intercity broker a.d. , Beog	236	6,47%



Trading in bonds		
Member Name	Turnover EUR	% in Turnover
Vojvođanska banka a.d. , Novi Sad	30.802.654	39,71%
Erste bank a.d., Novi Sad	19.596.558	25,26%
Eurobank a.d., Beograd	9.331.941	12,03%
Raiffeisen banka a.d., Beograd	6.059.039	7,81%
Mediolanum invest a.d. , Beograd	4.978.196	6,42%

Member name	Trades	% in Trades
Komercijalna banka a.d. , Beograd	20	30,30%
Vojvođanska banka a.d. , Novi Sad	16	24,24%
Tandem financial a.d. , Novi Sad	11	16,67%
Erste bank a.d., Novi Sad	6	9,09%
Mediolanum invest a.d. , Beograd	3	4,55%