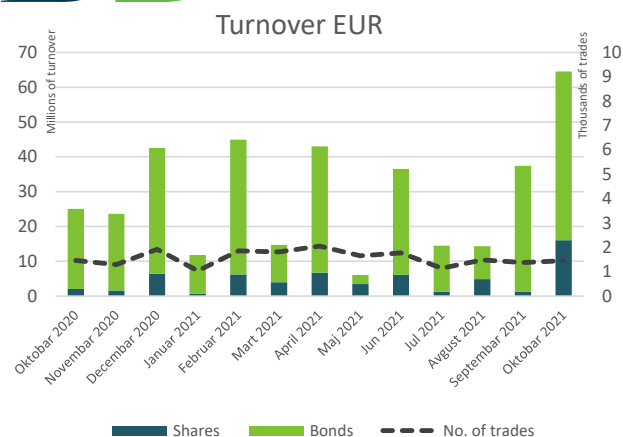


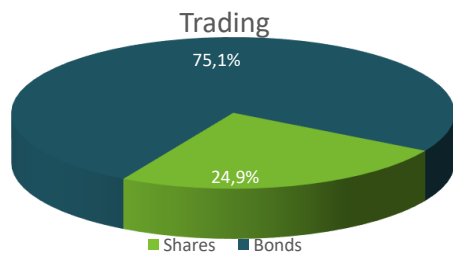


Belgrade Stock Exchange Monthly Report

October 2021

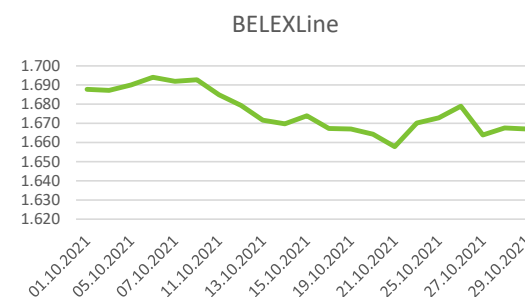
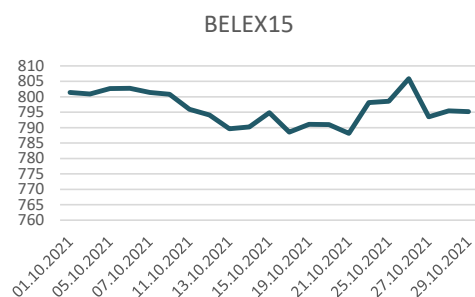


Segment	Total Turnover EUR	Trades
Prime Listing Shares	250.595	675
Prime Listing Bonds	48.486.739	59
Standard Listing Shares	96.551	37
Open Market Shares	358.779	153
MTP Shares	15.364.182	531
Total:	64.556.846	1.455



Total Market Capitalization (Shares) EUR: 4.340.866.521

Index	Last	Index Market Cap EUR	% Of Total Market Cap	Trades	Turnover EUR	Mohtly Change	YTD
BELEX15	795,15	2.210.877.007	50,93%	804	569.068	-0,95%	6,22%
BELEXLine	1667,11	2.309.274.416	53,20%	880	615.938	-1,80%	6,45%



Top 5 traded shares

Issuer	Ticker	Price RSD	Turnover EUR	% Change	Trades
ZGOP a.d. , Novi Sad	ZGOP	1.000,00	14.452.655	0,00%	1
PP Feketić a.d. , Sombor	PFKT	2.216,00	808.062	10,80%	386
NIS a.d., Novi Sad	NIIS	595,00	223.574	-2,14%	384
Alfa plam a.d. , Vranje	ALFA	29.000,00	112.487	0,00%	2
Komercijalna banka a.d. , Beograd	KMBN	3.828,00	75.555	0,74%	12

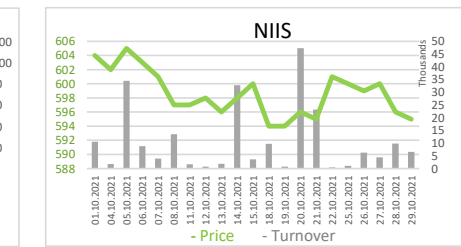
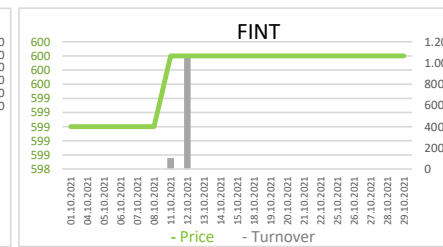
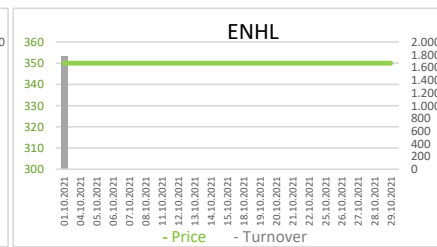
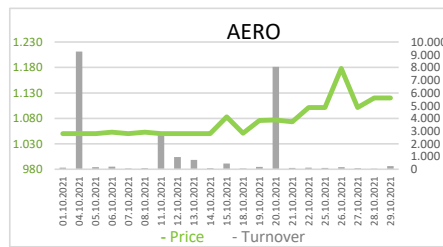
Top 3 gainers in the month		Ticker	Price RSD	% Change	Turnover EUR
Auto kuća 21. maj a.d. , Beograd		AKDM	630,00	48,24%	6.062
Novosadski sajam a.d. , Novi Sad		NSSJ	650,00	30,00%	564
Voda Vrnjci a.d. , Vrnjačka Banja		VDAV	5.000,00	29,77%	3.705

Top 3 decliners in the month		Ticker	Price RSD	% Change	Turnover EUR
Beograd promet a.d. , Zemun		BPRZ	18.190,00	-50,00%	1.547
Elektroveze proizvodnja a.d. , Beograd		ELVPR	235,00	-50,00%	118
Metalotehna Trade a.d. , Beograd		MTTR	196,00	-50,00%	153

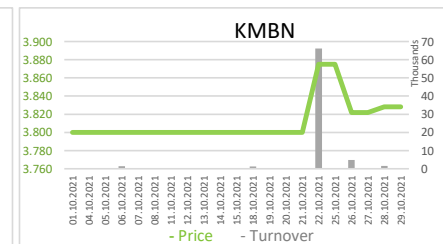
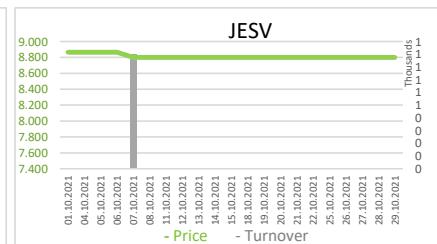


Shares - Official Listing Segments

Prime Listing Shares										
Ticker	Issuer	Price RSD	Turnover EUR	Trades	1y price range	Issued shares	Monthly change	Market CAP	P/E	P/B
AERO	Aerodrom Nikola Tesla a.d. , Beograd	1.120,00	24.076	286	853 - 1249	35.026.129	6,67%	333.626.721	/	1,36
ENHL	Energoprojekt holding a.d. , Beograd	350,00	1.781	3	301 - 450	10.931.292	0,00%	32.537.951	23,13	0,42
FINT	Fintel energija a.d. , Beograd	600,00	1.164	2	599 - 667	26.510.506	0,17%	135.275.743	/	36,99
NIIS	NIS a.d., Novi Sad	595,00	223.574	384	530 - 650	163.060.400	-2,14%	825.118.132	/	0,39



Standard Listing Shares										
Ticker	Issuer	Price RSD	Turnover EUR	Trades	1y price range	Issued shares	Monthly change	Market CAP	P/E	P/B
JESV	Jedinstvo a.d. , Sevojno	8.800,00	898	1	6444 - 9000	255.130	-0,73%	19.093.910	6,91	0,81
KMBN	Komercijalna banka a.d. , Beograd	3.828,00	75.555	12	2801 - 3900	16.817.956	0,74%	547.514.724	22,47	0,89
MTLC	Metalac a.d. , Gornji Milanovac	1.800,00	20.098	24	1800 - 1950	2.040.000	0,00%	31.228.659	14,40	1,07





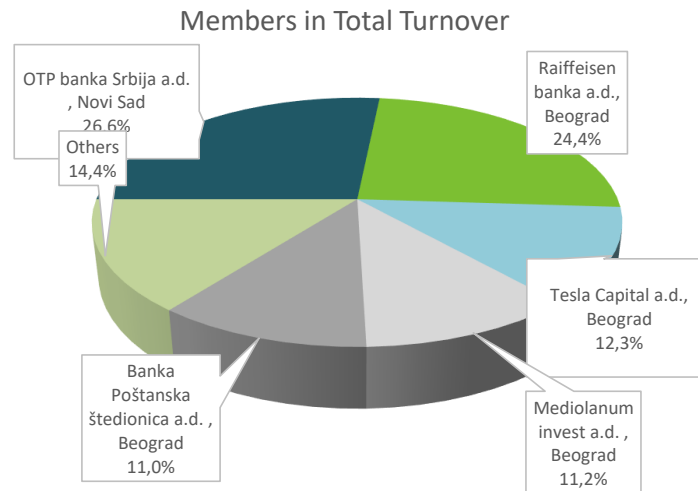
Bonds - Official Listing Segments

Prime Listing Bonds - top 5 Turnover							
Ticker	Issuer	Price	Turnover EUR	Trades	1y price range	No. of bonds	Monthly change
RSO19181	Republika Srbija	111,0590	24.494.589	5	109,0712 - 113,4971	15.000.000	-0,66%
RSO18174	Republika Srbija	117,6705	7.169.828	2	117,6705 - 123,9034	11.155.644	-4,05%
RSO19183	Republika Srbija	114,0498	5.702.490	1	113,9543 - 114,0498	100.000	0,08%
RSO15102	Republika Srbija	109,6792	2.799.022	1	108,6818 - 118,3607	4.500.000	0,92%
RSO20190	Republika Srbija	103,8632	2.650.453	1	102,1754 - 104,0714	10.638.879	-0,20%

Top Member Statistics

Trading in shares		
Member Name	Turnover EUR	% in Turnover
Tesla Capital a.d., Beograd	15.907.827	49,50%
Mediolanum invest a.d., Be	14.473.783	45,03%
M&V Investments a.d., Bec	421.580	1,31%
Komercijalna banka a.d., Be	236.469	0,74%
OTP banka Srbija a.d., Novi	217.075	0,68%

Member name	Trades	% in Trades
Tesla Capital a.d., Beograd	805	28,83%
Banka Poštanska štedionica	489	17,51%
Komercijalna banka a.d., Be	372	13,32%
Dunav Stockbroker a.d., Be	253	9,06%
M&V Investments a.d., Bec	221	7,92%



Trading in bonds		
Member Name	Turnover EUR	% in Turnover
OTP banka Srbija a.d., Novi Sad	34.152.063	35,22%
Raiffeisen banka a.d., Beograd	31.331.334	32,31%
Banka Poštanska štedionica a.d., Beo	14.200.230	14,64%
Erste bank a.d., Novi Sad	11.827.964	12,20%
Komercijalna banka a.d., Beograd	3.880.921	4,00%

Member name	Trades	% in Trades
Komercijalna banka a.d., Beograd	44	37,29%
OTP banka Srbija a.d., Novi Sad	29	24,58%
Tandem financial a.d., Novi Sad	19	16,10%
Banka Poštanska štedionica a.d., Beo	10	8,47%
Erste bank a.d., Novi Sad	6	5,08%