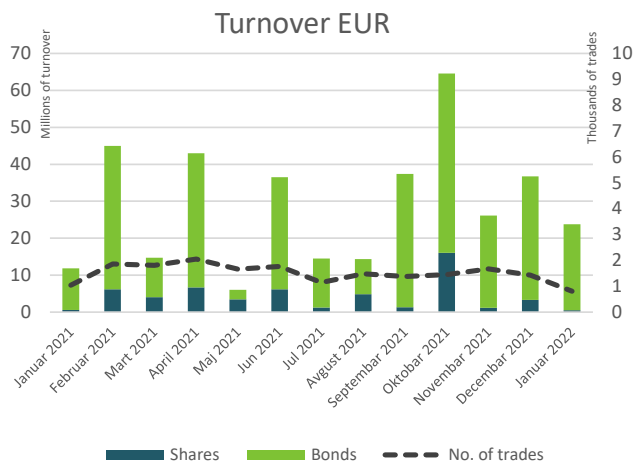


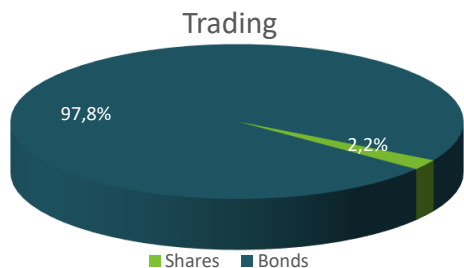


Belgrade Stock Exchange Monthly Report

January 2022

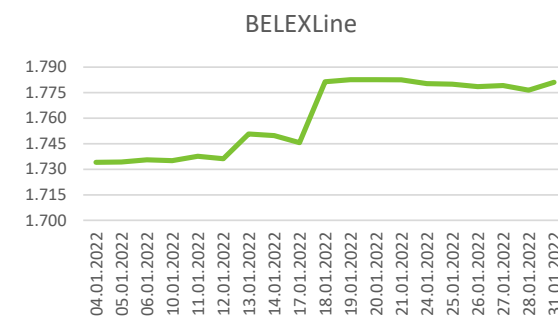
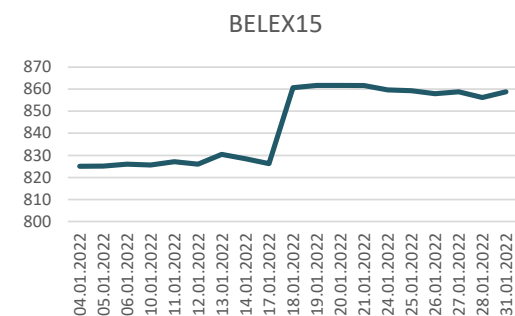


Segment	Total Turnover EUR	Trades
Prime Listing Shares	101.387	477
Prime Listing Bonds	23.274.092	18
Standard Listing Shares	5.532	6
Open Market Shares	263.100	119
MTP Shares	155.441	188
Total:	23.799.552	808



Total Market Capitalization (Shares) EUR: 4.696.979.288

Index	Last	Index Market Cap EUR	% Of Total Market Cap	Trades	Turnover EUR	Mohtly Change	YTD
BELEX15	858,86	2.624.219.861	55,87%	502	131.605	4,64%	4,64%
BELEXLine	1781,04	2.730.812.860	58,14%	624	381.660	4,06%	4,06%



Top 5 traded shares

Issuer	Ticker	Price RSD	Turnover EUR	% Change	Trades
Kopaonik a.d., Beograd	KOPB	14.600,00	234.434	24,79%	97
PP Feketić a.d., Sombor	PFKT	3.055,00	79.186	-1,77%	91
NIS a.d., Novi Sad	NIIS	616,00	78.765	-0,65%	262
Omoljica a.d., Omoljica	OMOL	3.850,00	28.060	2,12%	1
Aerodrom Nikola Tesla a.d., Beograd	AERO	1.135,00	16.967	-0,96%	210

Top 3 gainers in the month

Ticker	Price RSD	% Change	Turnover EUR	
Revnost a.d., Novi Sad	RVST	4.500,00	50,00%	753
Pekara 1. maj a.d., Vršac	PKMJ	8.000,00	26,26%	5.647
Kopaonik a.d., Beograd	KOPB	14.600,00	24,79%	234.434

Top 3 decliners in the month

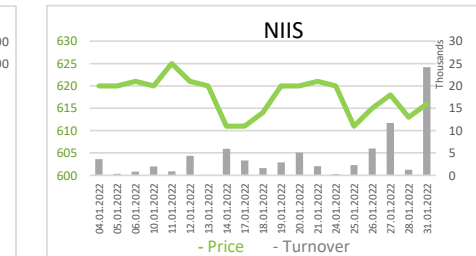
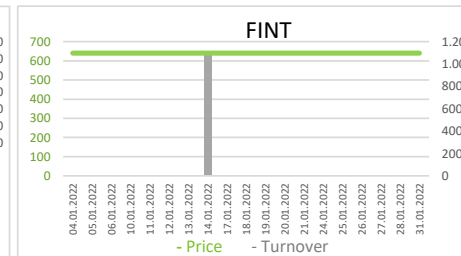
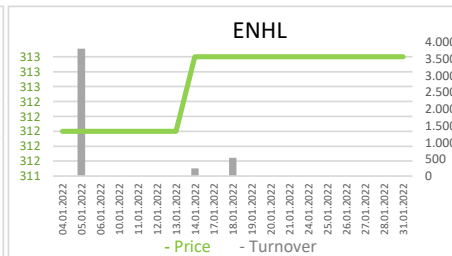
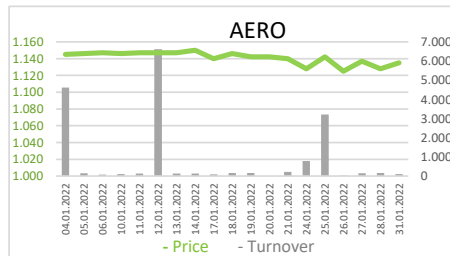
Ticker	Price RSD	% Change	Turnover EUR	
Elektroveze proizvodnja a.d., Beograd	ELVPR	118,00	-49,79%	85
Agrobačka a.d., Bačka Topola	AGBC	250,00	-9,09%	157
AMS Osiguranje a.d., Beograd	AMSOPB	754,00	-5,75%	2.033



Shares - Official Listing Segments

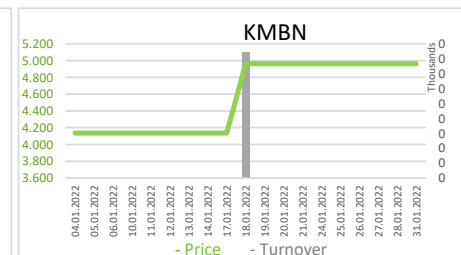
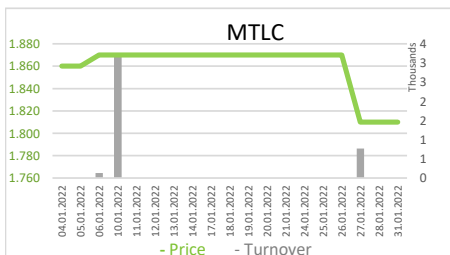
Prime Listing Shares

Ticker	Issuer	Price RSD	Turnover EUR	Trades	1y price range	Issued shares	Monthly change	Market CAP	P/E	P/B
AERO	Aerodrom Nikola Tesla a.d. , Beograd	1.135,00	16.967	210	900 - 1249	35.026.129	-0,96%	338.092.636	/	1,38
ENHL	Energoprojekt holding a.d. , Beograd	313,00	4.566	4	301 - 430	10.931.292	0,32%	29.098.027	20,69	0,37
FINT	Fintel energija a.d. , Beograd	640,00	1.089	1	599 - 667	26.510.506	0,00%	144.293.145	/	39,46
NIIS	NIS a.d., Novi Sad	616,00	78.765	262	530 - 647	163.060.400	-0,65%	854.234.137	/	0,40



Standard Listing Shares

Ticker	Issuer	Price RSD	Turnover EUR	Trades	1y price range	Issued shares	Monthly change	Market CAP	P/E	P/B
JESV	Jedinstvo a.d. , Sevojno	8.300,00	1.412	2	6500 - 9000	255.130	-2,35%	18.008.906	6,51	0,77
KMBN	Komercijalna banka a.d. , Beograd	4.963,00	42	1	2910 - 4963	16.817.956	20,00%	709.847.724	29,13	1,15
MTLC	Metalac a.d. , Gornji Milanovac	1.810,00	4.078	3	1750 - 1949	2.040.000	-2,69%	31.401.938	14,48	1,08





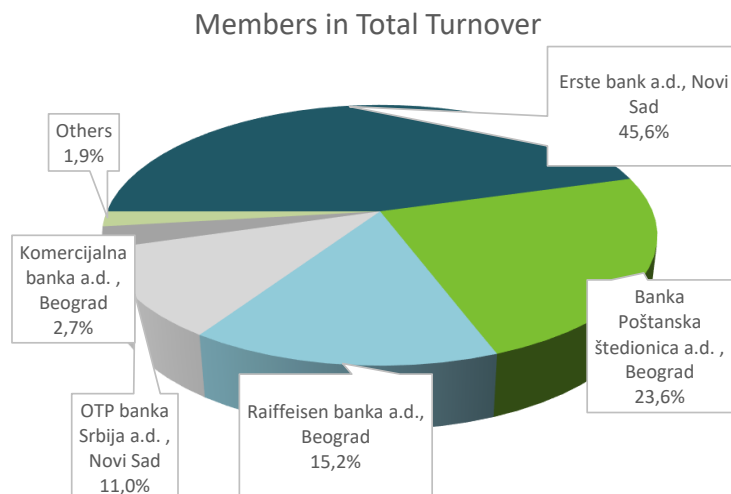
Bonds - Official Listing Segments

Prime Listing Bonds - top 5 Turnover							
Ticker	Issuer	Price	Turnover EUR	Trades	1y price range	No. of bonds	Monthly change
RSO16142	Republika Srbija	107,6580	7.352.031	1	107,1066 - 113,6857	10.155.000	0,38%
RSO20196	Republika Srbija	101,1535	4.738.086	1	100,4003 - 101,1535	5.420.237	0,65%
RSO18174	Republika Srbija	117,8651	4.453.256	2	116,6213 - 123,9034	11.155.644	1,07%
RSO20190	Republika Srbija	102,1308	2.023.785	1	102,1308 - 104,0714	10.642.379	-1,53%
RSO18170	Republika Srbija	101,7945	1.852.660	1	101,7945 - 101,7945	96.055	-2,67%

Top Member Statistics

Trading in shares		
Member Name	Turnover EUR	% in Turnover
Tesla Capital a.d., Beograd	579.901	55,18%
Komercijalna banka a.d., B	100.682	9,58%
Ilirika investments a.d., Be	70.323	6,69%
M&V Investments a.d., Be	47.777	4,55%
OTP banka Srbija a.d., Nov	45.878	4,37%

Member name	Trades	% in Trades
Tesla Capital a.d., Beograd	416	26,33%
Banka Poštanska štedionica	362	22,91%
Komercijalna banka a.d., B	128	8,10%
Dunav Stockbroker a.d., B	120	7,59%
OTP banka Srbija a.d., Nov	106	6,71%



Trading in bonds		
Member Name	Turnover EUR	% in Turnover
Erste bank a.d., Novi Sad	21.715.070	46,65%
Banka Poštanska štedionica a.d., Beograd	11.234.118	24,13%
Raiffeisen banka a.d., Beograd	7.186.547	15,44%
OTP banka Srbija a.d., Novi Sad	5.189.713	11,15%
Komercijalna banka a.d., Beograd	1.183.287	2,54%

Member name	Trades	% in Trades
Komercijalna banka a.d., Beograd	11	30,56%
OTP banka Srbija a.d., Novi Sad	10	27,78%
Erste bank a.d., Novi Sad	6	16,67%
Banka Poštanska štedionica a.d., Beograd	4	11,11%
Raiffeisen banka a.d., Beograd	2	5,56%