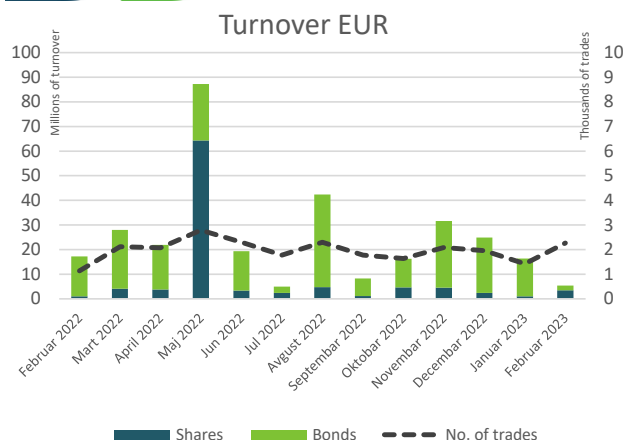


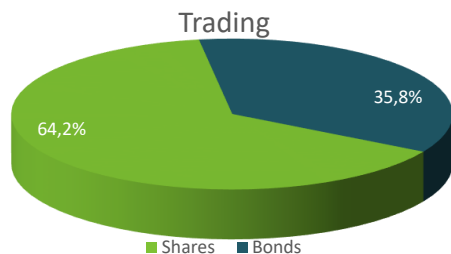


# Belgrade Stock Exchange Monthly Report

February 2023

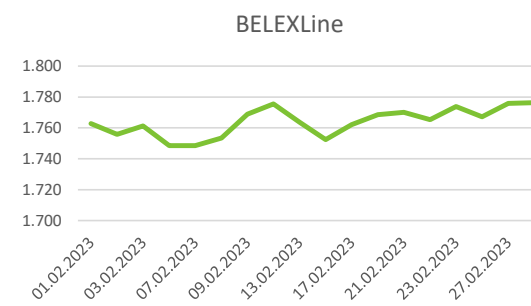
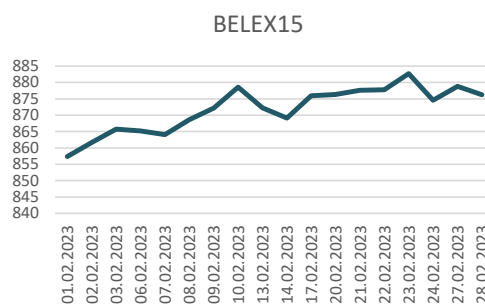


Segment	Total Turnover EUR	Trades
Prime Listing Shares	2.291.286	998
Prime Listing Bonds	1.941.605	469
Open Market Shares	1.197.446	788
MTP Shares	708	6
<b>Total:</b>	<b>5.431.045</b>	<b>2.261</b>



**Total Market Capitalization (Shares) EUR: 3.678.516.760**

Index	Last	Index Market Cap EUR	% Of Total Market Cap	Trades	Turnover EUR	Mohtly Change	YTD
BELEX15	876,22	2.145.255.785	58,32%	1.275	2.696.850	1,85%	6,26%
BELEXLine	1776,33	2.247.757.767	61,11%	1.674	3.369.609	0,60%	2,10%



**Top 5 traded shares**

Issuer	Ticker	Price RSD	Turnover EUR	% Change	Trades
NIS a.d., Novi Sad	NIIS	759,00	2.142.211	9,21%	667
Žitopek a.d., Niš	ZTPK	2.098,00	366.383	49,75%	236
Dunav osiguranje a.d., Beograd	DNOS	1.130,00	241.073	-0,44%	224
Jugoprevoz Kruševac a.d., Kruševac	JGPK	7.000,00	222.100	-25,21%	74
Messer Tehnogas a.d., Beograd	TGAS	13.241,00	127.959	0,88%	37

**Top 3 gainers in the month**

Ticker	Price RSD	% Change	Turnover EUR
Putevi a.d., Užice	PUUE	132,14%	36.302
Žitopek a.d., Niš	ZTPK	49,75%	366.383
Dinara a.d., Beograd	DINR	43,00%	10.545

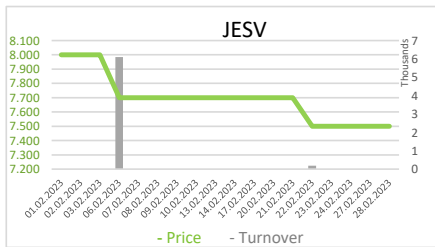
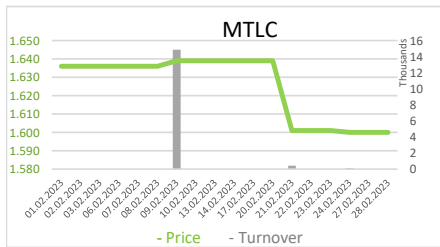
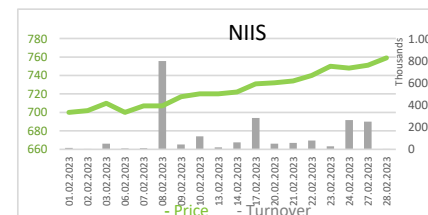
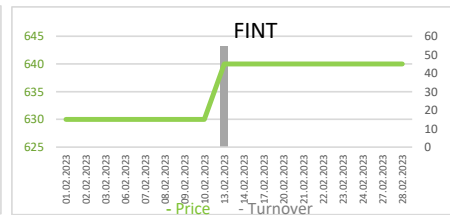
**Top 3 decliners in the month**

Ticker	Price RSD	% Change	Turnover EUR
Ming kovačnica a.d., Niš	MING	-46,15%	823
Ratko Mitrović a.d., Beograd	RMBG	-33,33%	53
Jugoprevoz Kruševac a.d., Kruševac	JGPK	-25,21%	222.100



## Shares - Official Listing Segments

Prime Listing Shares										
Ticker	Issuer	Price RSD	Turnover EUR	Trades	1y price range	Issued shares	Monthly change	Market CAP	P/E	P/B
AERO	Aerodrom Nikola Tesla a.d. , Beograd	1.800,00	127.341	322	1100 - 1847	35.026.129	2,97%	537.445.494	/	2,20
FINT	Fintel energija a.d. , Beograd	640,00	55	1	590 - 650	26.510.506	1,59%	144.633.125	10.240,00	39,31
JESV	Jedinstvo a.d. , Sevojno	7.500,00	6.295	3	7200 - 8051	255.130	-6,25%	16.311.450	5,39	0,70
MTLC	Metalac a.d. , Gornji Milanovac	1.600,00	15.384	5	1220 - 1820	2.040.000	-2,20%	27.824.023	12,84	0,90
NIIS	NIS a.d., Novi Sad	759,00	2.142.211	667	482 - 760	163.060.400	9,21%	1.055.018.456	5,35	0,45





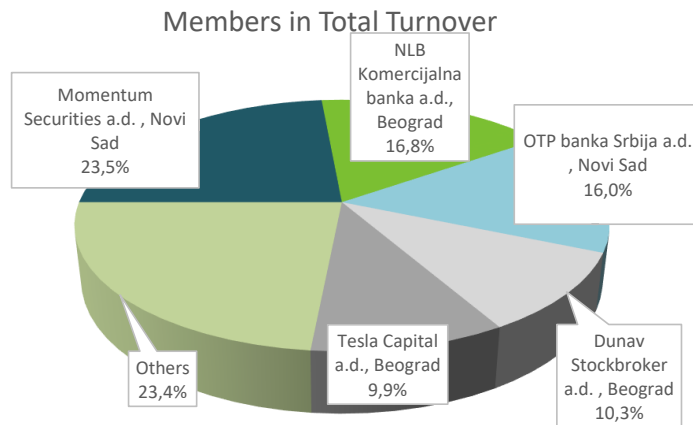
## Bonds - Official Listing Segments

Prime Listing Bonds - top 5 Turnover							
Ticker	Issuer	Price	Turnover EUR	Trades	1y price range	No. of bonds	Monthly change
RSO20191	Republika Srbija	88,5198	885.198	1	88,5198 - 107,5369	150.000	-13,31%
RSRES05B202	Republika Srbija	93,0000	154.535	17	90,035 - 93,4	139.954.074	-7,00%
RSRES05B202	Republika Srbija	87,0000	132.270	13	83 - 87,7	127.374.880	-13,00%
RSRES05B202	Republika Srbija	81,9000	123.871	14	78 - 87,81	125.016.069	-18,10%
RSRES05B202	Republika Srbija	76,0000	116.036	11	72 - 82,46	122.657.270	-24,00%

## Top Member Statistics

Trading in shares		
Member Name	Turnover EUR	% in Turnover
Momentum Securities a.d.	1.980.173	28,37%
Dunav Stockbroker a.d., B	1.105.751	15,84%
Tesla Capital a.d., Beograd	944.379	13,53%
OTP banka Srbija a.d., Nov	771.136	11,05%
NLB Komercijalna banka a.	566.861	8,12%

Member name	Trades	% in Trades
NLB Komercijalna banka a.	704	19,64%
Tesla Capital a.d., Beograd	655	18,28%
BPŠ Banka a.d., Beograd	626	17,47%
Dunav Stockbroker a.d., B	453	12,64%
OTP banka Srbija a.d., Nov	249	6,95%



Trading in bonds		
Member Name	Turnover EUR	% in Turnover
NLB Komercijalna banka a.d., Beograd	1.258.241	32,40%
OTP banka Srbija a.d., Novi Sad	965.075	24,85%
Momentum Securities a.d., Novi Sad	577.111	14,86%
Mediolanum invest a.d., Beograd	448.198	11,54%
M&V Investments a.d., Beograd	313.651	8,08%

Member name	Trades	% in Trades
NLB Komercijalna banka a.d., Beograd	251	26,76%
M&V Investments a.d., Beograd	235	25,05%
BPŠ Banka a.d., Beograd	144	15,35%
Tesla Capital a.d., Beograd	96	10,23%
Momentum Securities a.d., Novi Sad	94	10,02%