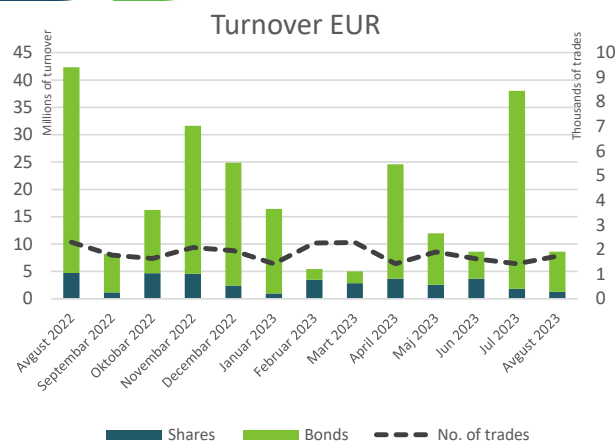


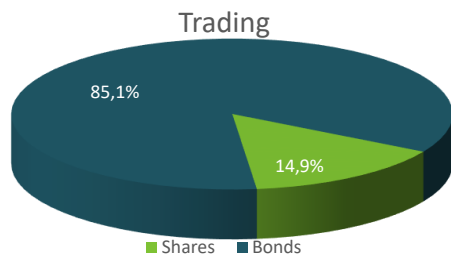


Belgrade Stock Exchange Monthly Report

August 2023

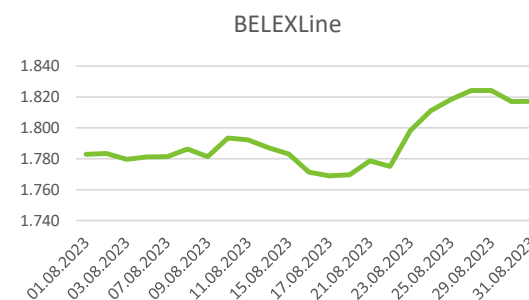
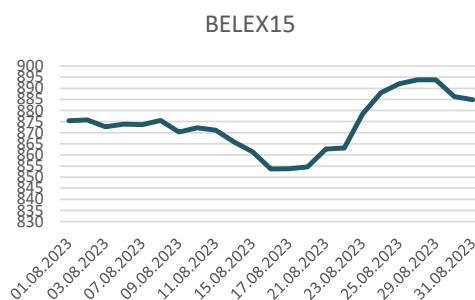


Segment	Total Turnover EUR	Trades
Prime Listing Shares	416.137	1.011
Prime Listing Bonds	7.319.455	350
Open Market Shares	863.490	374
MTP Shares	1.030	1
Total:	8.600.112	1.736



Total Market Capitalization (Shares) EUR: 3.570.346.693

Index	Last	Index Market Cap EUR	% Of Total Market Cap	Trades	Turnover EUR	Mothy Change	YTD
BELEX15	884,90	2.124.127.445	59,49%	1.251	839.798	1,22%	7,31%
BELEXLine	1817,29	2.230.764.693	62,48%	1.330	1.242.403	2,36%	4,45%



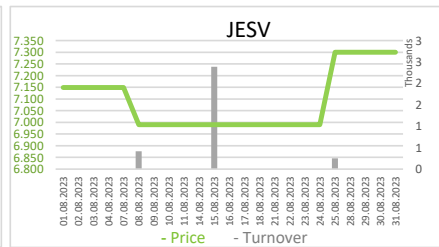
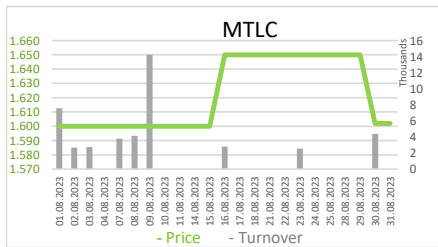
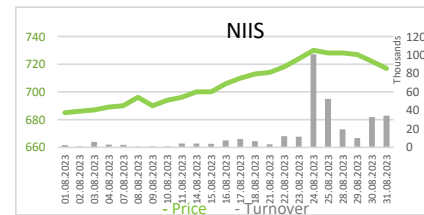
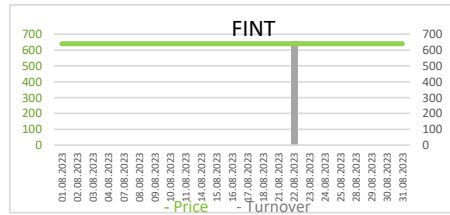
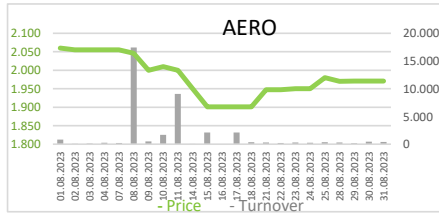
Top 5 traded shares						
Issuer	Ticker	Price RSD	Turnover EUR	% Change	Trades	
NIS a.d., Novi Sad	NIIS	717,00	330.064	4,52%	621	
Lasta a.d., Beograd	LSTA	550,00	329.487	0,00%	24	
Messer Tehnogas a.d., Beograd	TGAS	15.500,00	272.071	10,71%	27	
Dunav osiguranje a.d., Beograd	DNOS	970,00	126.025	-3,96%	192	
Žitopek a.d., Niš	ZTPK	2.500,00	46.193	8,84%	24	

Top 3 gainers in the month				
Ticker	Price RSD	% Change	Turnover EUR	
Grupa Univerexport Bačka a.d., Bačka P	BABP	1.640,00	29,95%	2.295
Tigar a.d., Pirot	TIGR	19,00	26,67%	98
Energoprojekt holding a.d., Beograd	ENHL	400,00	13,96%	205
Top 3 decliners in the month				
Ticker	Price RSD	% Change	Turnover EUR	
Ratar a.d., Pančevo	RTAR	700,00	-22,65%	90
BAS a.d., Beograd	BASB	750,00	-6,25%	544
Aerodrom Nikola Tesla a.d., Beograd	AERO	1.971,00	-4,32%	37.480



Shares - Official Listing Segments

Prime Listing Shares								
Ticker	Issuer	Price RSD	Turnover EUR	Trades	1y price range	Issued shares	Monthly change	Market CAP
AERO	Aerodrom Nikola Tesla a.d. , Beograd	1.971,00	37.480	330	1305 - 2100	35.026.129	-4,32%	588.995.366
FINT	Fintel energija a.d. , Beograd	640,00	655	1	620 - 670	26.510.506	0,00%	144.754.176
JESV	Jedinstvo a.d. , Sevojno	7.300,00	3.052	3	6500 - 8051	255.130	2,11%	15.889.766
MTLC	Metalac a.d. , Gornji Milanovac	1.602,00	44.886	56	1220 - 1730	2.040.000	0,13%	27.882.120
NIIS	NIS a.d., Novi Sad	717,00	330.064	621	594 - 870	163.060.400	4,52%	997.472.130





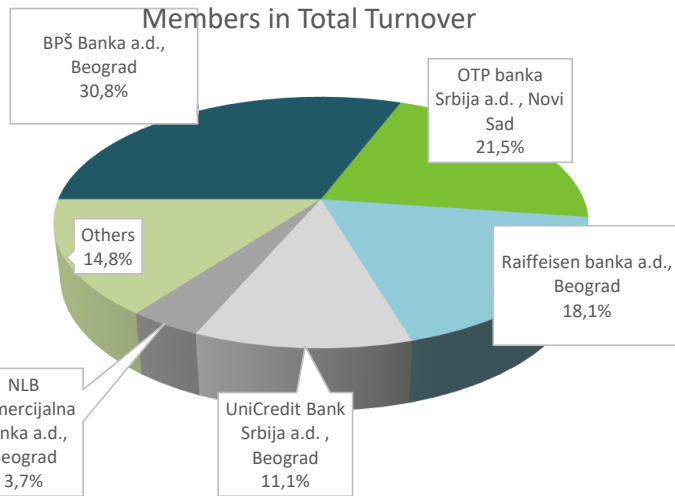
Bonds - Official Listing Segments

Prime Listing Bonds - top 5 Turnover							
Ticker	Issuer	Price	Turnover EUR	Trades	1y price range	No. of bonds	Monthly change
RSO22207	Republika Srbija	102,9395	3.107.893	2	101,961 - 102,9395	10.000.000	0,41%
RSO18174	Republika Srbija	106,0513	1.901.927	1	98,7208 - 106,0513	15.490.669	0,10%
RSO19185	Republika Srbija	99,7134	1.495.701	2	98,6204 - 101,6968	151.375	1,11%
RSO22202	Republika Srbija	98,8585	296.576	1	98,7476 - 98,8585	200.000	0,11%
RSRES05A202	Republika Srbija	91,0000	94.100	13	85 - 91	349.877.853	5,78%

Top Member Statistics

Trading in shares		
Member Name	Turnover EUR	% in Turnover
Intercity broker a.d., Beog	406.647	15,88%
Erste bank a.d., Novi Sad	336.228	13,13%
NLB Komercijalna banka a.	315.707	12,33%
Ilirika investments a.d., Be	312.582	12,20%
Momentum Securities a.d.	263.215	10,28%

Member name	Trades	% in Trades
BPŠ Banka a.d., Beograd	729	26,30%
NLB Komercijalna banka a.	717	25,87%
Tesla Capital a.d., Beograd	370	13,35%
Dunav Stockbroker a.d., B	248	8,95%
Intercity broker a.d., Beog	137	4,94%



Trading in bonds		
Member Name	Turnover EUR	% in Turnover
BPŠ Banka a.d., Beograd	5.258.835	35,92%
OTP banka Srbija a.d., Novi Sad	3.603.683	24,62%
Raiffeisen banka a.d., Beograd	3.107.893	21,23%
UniCredit Bank Srbija a.d., Beograd	1.901.927	12,99%
NLB Komercijalna banka a.d., Beograd	328.784	2,25%

Member name	Trades	% in Trades
NLB Komercijalna banka a.d., Beograd	378	54,00%
BPŠ Banka a.d., Beograd	217	31,00%
Momentum Securities a.d., Novi Sad	30	4,29%
M&V Investments a.d., Beograd	24	3,43%
OTP banka Srbija a.d., Novi Sad	23	3,29%