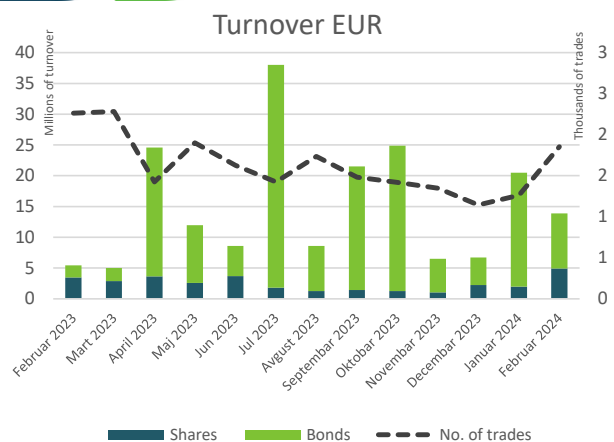


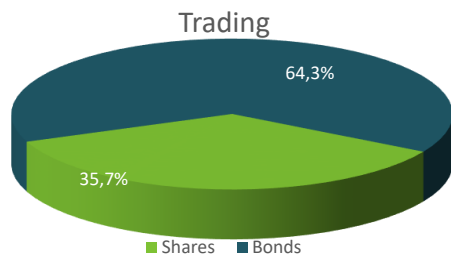


# Belgrade Stock Exchange Monthly Report

February 2024

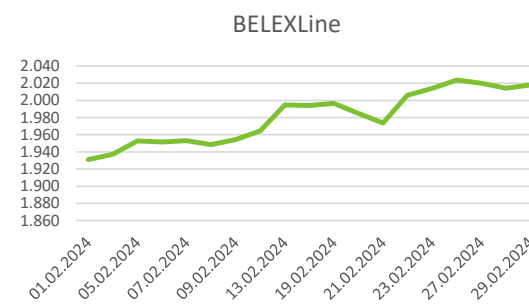
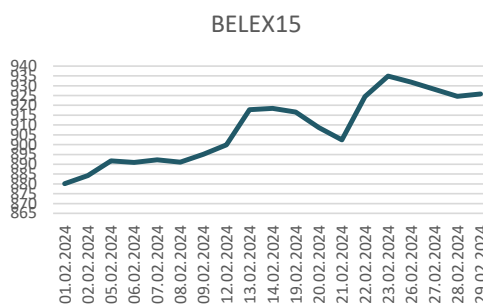


Segment	Total Turnover EUR	Trades
Prime Listing Shares	2.072.110	726
Prime Listing Bonds	8.929.104	592
Open Market Shares	2.877.333	533
MTP Shares	212	2
<b>Total:</b>	<b>13.878.760</b>	<b>1.853</b>



Total Market Capitalization (Shares) EUR: 3.654.243.362

Index	Last	Index Market Cap EUR	% Of Total Market Cap	Trades	Turnover EUR	Mothy Change	YTD
BELEX15	925,84	2.208.736.082	60,44%	1.126	3.535.883	5,54%	5,73%
BELEXLine	2017,96	2.344.744.883	64,16%	1.220	4.869.743	4,68%	5,43%



Top 5 traded shares						
Issuer	Ticker	Price RSD	Turnover EUR	% Change	Trades	
Lasta a.d. , Beograd	LSTA	560,00	1.239.442	1,82%	3	
Jedinstvo a.d. , Sevojno	JESV	7.500,00	1.152.853	6,99%	25	
Messer Tehnogas a.d. , Beograd	TGAS	23.300,00	1.124.357	40,79%	191	
NIS a.d. , Novi Sad	NIIS	781,00	517.454	-4,17%	440	
Metalac a.d. , Gornji Milanovac	MTLC	1.551,00	222.400	0,06%	26	

Top 3 gainers in the month				
Ticker	Price RSD	% Change	Turnover EUR	
Putevi a.d. , Požega	PUPO	350,00	105,88%	1.219
Messer Tehnogas a.d. , Beograd	TGAS	23.300,00	40,79%	1.124.357
Putevi a.d. , Užice	PUUE	1.949,00	29,93%	36.783

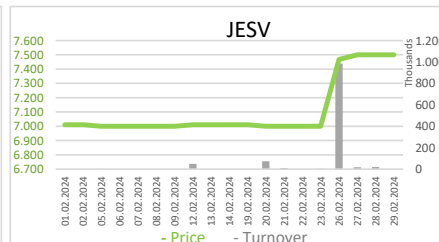
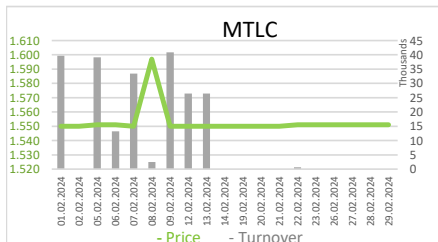
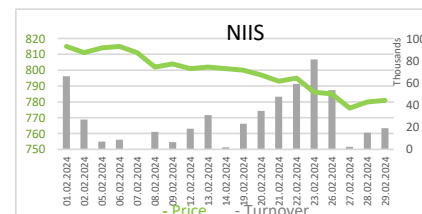
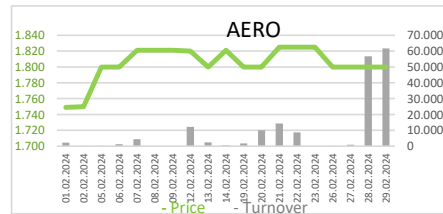
  

Top 3 decliners in the month				
Ticker	Price RSD	% Change	Turnover EUR	
Dinara a.d. , Beograd	DINR	742,00	-13,72%	5.274
Impol Seval a.d. , Sevojno	IMPL	5.219,00	-10,79%	197.469
Energoprojekt holding a.d. , Beograd	ENHL	310,00	-8,82%	4.892



## Shares - Official Listing Segments

Prime Listing Shares								
Ticker	Issuer	Price RSD	Turnover EUR	Trades	1y price range	Issued shares	Monthly change	Market CAP
AERO	Aerodrom Nikola Tesla a.d. , Beograd	1.800,00	177.730	233	1650 - 2100	35.026.129	4,05%	538.050.010
FINT	Fintel energija a.d. , Beograd	660,00	1.673	2	640 - 670	26.510.506	1,54%	149.320.676
JESV	Jedinstvo a.d. , Sevojno	7.500,00	1.152.853	25	6330 - 7700	232.703	6,99%	14.894.339
MTLC	Metalac a.d. , Gornji Milanovac	1.551,00	222.400	26	1400 - 1730	2.040.000	0,06%	27.002.250
NIIS	NIS a.d., Novi Sad	781,00	517.454	440	684 - 870	163.060.400	-4,17%	1.086.819.778





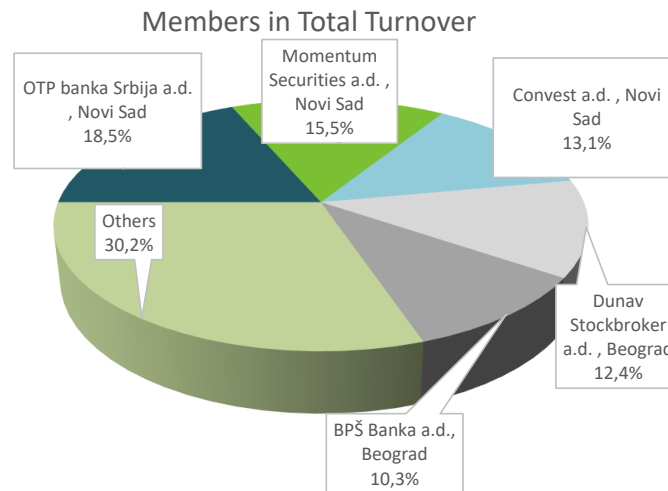
## Bonds - Official Listing Segments

Prime Listing Bonds - top 5 Turnover							
Ticker	Issuer	Price	Turnover EUR	Trades	1y price range	No. of bonds	Monthly change
RSO1491	Republika Srbija	106,4156	3.633.122	1	103,4267 - 106,4156	932.597	2,89%
RSO23208	Republika Srbija	107,5028	2.324.506	2	106,8915 - 107,5028	14.712.168	0,57%
RSO20193	Republika Srbija	89,9698	1.807.025	4	89,2412 - 92,15	19.527.230	-0,03%
RSO18174	Republika Srbija	103,1586	176.103	1	103,1586 - 109,1661	15.490.669	-5,50%
RSO22207	Republika Srbija	100,4117	171.348	2	100,4117 - 102,9395	10.000.000	-2,46%

## Top Member Statistics

Trading in shares		
Member Name	Turnover EUR	% in Turnover
Momentum Securities a.d.	3.923.195	39,63%
Dunav Stockbroker a.d., Beograd	1.690.282	17,08%
Erste bank a.d., Novi Sad	1.432.458	14,47%
NLB Komercijalna banka a.d., Beograd	576.842	5,83%
M&V Investments a.d., Beograd	549.597	5,55%

Member name	Trades	% in Trades
NLB Komercijalna banka a.d., Beograd	545	21,61%
BPŠ Banka a.d., Beograd	490	19,43%
Momentum Securities a.d., Novi Sad	391	15,50%
Dunav Stockbroker a.d., Beograd	184	7,30%
Tesla Capital a.d., Beograd	182	7,22%



Trading in bonds		
Member Name	Turnover EUR	% in Turnover
OTP banka Srbija a.d., Novi Sad	4.956.530	27,75%
Convest a.d., Novi Sad	3.633.122	20,34%
BPŠ Banka a.d., Beograd	2.800.156	15,68%
Dunav Stockbroker a.d., Beograd	1.756.613	9,84%
NLB Komercijalna banka a.d., Beograd	1.432.022	8,02%

Member name	Trades	% in Trades
NLB Komercijalna banka a.d., Beograd	342	28,89%
M&V Investments a.d., Beograd	244	20,61%
BPŠ Banka a.d., Beograd	148	12,50%
Momentum Securities a.d., Novi Sad	134	11,32%
Tesla Capital a.d., Beograd	103	8,70%