

Bilten

BEOGRADSKA
BERZA

Godina XXVI

Broj 316

Maj 2021.

MESEČNI PROMET / MONTHLY TURNOVER

TRŽIŠNI SEGMENT / MARKET SEGMENT	Promet RSD / Turnover RSD	Promena % / % Change (RSD)*	Promet EUR / Turnover EUR	Promena % / % Change (EUR)*	Broj transakcija / No of Transactions
PRIME LISTING-akcije	39,216,504	-31.01%	333,538	-31.01%	860
PRIME LISTING-obveznice Republike Srbije	304,371,148	-92.87%	2,588,725	-92.87%	18
STANDARD LISTING-akcije	21,121,261	-94.95%	179,635	-94.95%	63
OPEN MARKET-akcije	181,873,825	+89.72%	1,546,807	+89.72%	261
MTP-akcije	164,023,381	-25.18%	1,395,014	-25.18%	455

* mesečna promena / * monthly change

METODE TRGOVANJA / TRADING METHODS	Promet RSD / Turnover RSD	Promena % / % Change (RSD)*	Promet EUR / Turnover EUR	Promena % / % Change (EUR)*	Broj transakcija / No of Transactions
Kontinuirano trgovanje / Continuous trading method	662,642,999	-86.83%	5,635,794	-86.83%	1,654
Blok trgovanja / Block trading	47,963,120	+95.26%	407,925	+95.27%	3
Ukupno / Total	710,606,119	-85.95%	6,043,719	-85.95%	1,657

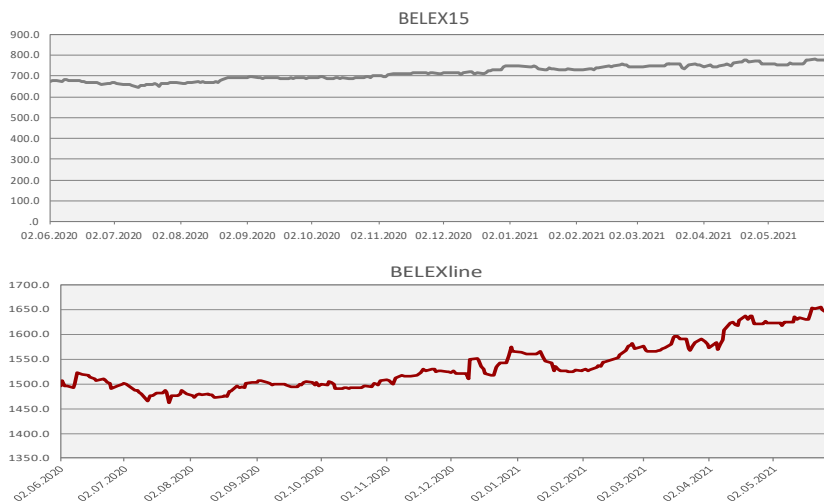
* mesečna promena / * monthly change

STRUKTURA TRGOVANJA / TRADING STRUCTURE	Učešće u ukupnom prometu / Total Turnover	Učešće u ukupnom broju transakcija / Total No. Of Trades	Učešće u prometu akcijama / Turnover - Shares	Učešće u broju transakcija akcijama / No of Trades - Shares
Regulisano tržište / Regulated Market	76.92%	72.54%	59.62%	72.24%
MTP	23.08%	27.46%	40.38%	27.76%
METODE TRGOVANJA / TRADING METHODS				
Kontinuirano trgovanje / Continuous trading	93.25%	99.82%	88.19%	99.82%
Blok trgovanja / Block trading	6.75%	0.18%	11.81%	0.18%
VRSTE HOV / SECURITY TYPE				
Akcije / Shares	57.17%	98.91%	-	-
Obveznice Republike Srbije / RS Bonds	42.83%	1.09%	-	-
Korporativne obveznice / Corporate Bonds	0.00%	0.00%	-	-
INDEKSI / INDICES				
BELEX15	10.16%	59.75%	17.77%	60.40%
BELEXline	42.73%	73.93%	74.75%	74.74%

PROMET U PRETHODNIH 12 MESECI / TURNOVER IN PREVIOUS 12 MONTHS

Mesec / Month	Listing	Open Market	Regulisano / Regulated Market	MTP	Ukupno / Total	Br. Transakcija / No of Transactions
MAJ 2021	364,708,913	181,873,825	546,582,738	164,023,381	710,606,119	1,657
APRIL 2021	4,741,499,773	95,863,461	4,837,363,234	219,210,473	5,056,573,707	2,051
MART 2021	1,384,264,827	144,884,876	1,529,149,703	198,744,779	1,727,894,482	1,810
FEBRUAR 2021	5,088,160,062	44,949,749	5,133,109,811	155,648,215	5,288,758,026	1,857
JANUAR 2021	1,347,760,980	16,481,850	1,364,242,830	26,775,647	1,391,018,477	1,038
DECEMBAR 2020	4,574,035,074	288,316,813	4,862,351,887	144,728,160	5,007,080,047	1,923
NOVEMBAR 2020	2,697,283,452	17,597,428	2,714,880,880	69,874,336	2,784,755,216	1,289
OKTOBAR 2020	2,767,941,193	116,908,135	2,884,849,328	63,331,505	2,948,180,833	1,463
SEPTEMBAR 2020	3,451,939,927	10,300,290	3,462,240,217	41,511,949	3,503,752,166	1,009
AVGUST 2020	769,981,610	25,293,837	795,275,447	23,454,407	818,729,854	1,167
JUL 2020	2,732,815,873	33,352,111	2,766,167,984	29,191,898	2,795,359,882	1,238
JUN 2020	1,284,277,059	61,939,404	1,346,216,463	18,295,881	1,364,512,344	1,862

BELEX15	BELEX15	BELEXline
Vrednost / Value	768.56	1,633.04
% Promena / % Change	+ 1.49%	+ 0.57%
Promena / Change	+ 11.25	+ 9.29
Promet/ Turnover	72,171,185	303,650,122
Vrednost na dan 29.04.2021.	757.31	1,622.33
Najviša vrednost/ Maximum	785.90	1,654.74
Najniža vrednost/ Minimum	750.86	1,617.47
Godišnja promena / Annual change	+ 2.66%	+ 4.28%
PE	26.08	13.60
PB	0.73	0.61
FIS	17.08	4.46
b-FIS	1.15	0.83
s-FIS	33.01	8.10



MESEČNI PREGLED PO HARTIJAMA IZ KORPE INDEKSA BELEX15 / STATISTICS BY BELEX15 BASKET SECURITIES

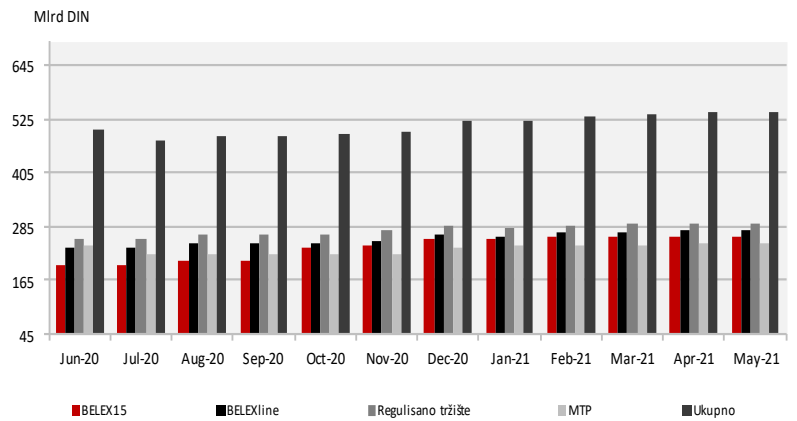
	AERO	ALFA	DNOS	ENHL
Poslednja cena / Last Price	1,040	20,700	3,630	400
Broj transakcija / No. of Trades	430	0	42	2
Obim trgovanja / Volume	2,562	0	1,632	121
Vrednost prometa / Turnover RSD	2,608,781		5,900,702	48,400
Vrednost prometa EUR / Turnover EUR	22,188	0	50,185	412
Tržišna kapitalizacija / Market Cap	36,427,174,160	3,256,772,400	15,340,819,230	4,372,516,800
Tržišna kapitalizacija EUR / Market Cap EUR	309,831,813	27,700,521	130,481,542	37,190,500
Prosek prometa RSD / Average Turnover RSD	137,304.26		310,563.26	2,547.37
Prosek prometa EUR / Average Turnover EUR	1,167.77	0.00	2,641.31	21.67
Prosek broja transakcija / Average No. of Trades	22.63	0.00	2.21	0.11
FIS	13.93%	%	0.09%	41.32%
b-FIS	27.87%	%	0.18%	%
s-FIS	%	%	%	82.64%

	FINT	FITO	IMPL	JESV
Poslednja cena / Last Price	630	2,552	3,400	7,285
Broj transakcija / No. of Trades	7	0	4	11
Obim trgovanja / Volume	2,210	0	117	180
Vrednost prometa / Turnover RSD	1,401,100		399,800	1,282,800
Vrednost prometa EUR / Turnover EUR	11,917	0	3,400	10,910
Tržišna kapitalizacija / Market Cap	16,701,618,780	6,737,280,000	3,203,775,800	1,858,622,050
Tržišna kapitalizacija EUR / Market Cap EUR	142,055,840	57,304,024	27,249,758	15,808,535
Prosek prometa RSD / Average Turnover RSD	73,742.11		21,042.11	67,515.79
Prosek prometa EUR / Average Turnover EUR	627.20	0.00	178.96	574.23
Prosek broja transakcija / Average No. of Trades	0.37	0.00	0.21	0.58
FIS	0.00%	%	0.00%	2.85%
b-FIS	%	%	%	%
s-FIS	%	%	%	5.69%

	KMBN	MTLC	NIIS	TGAS
Poslednja cena / Last Price	3,501	1,896	610	14,040
Broj transakcija / No. of Trades	19	33	421	21
Obim trgovanja / Volume	2,669	5,347	56,419	393
Vrednost prometa / Turnover RSD	9,717,833	10,120,628	35,158,223	5,532,918
Vrednost prometa EUR / Turnover EUR	82,647	86,077	299,022	47,056
Tržišna kapitalizacija / Market Cap	58,879,663,956	3,867,840,000	99,466,844,000	14,554,678,320
Tržišna kapitalizacija EUR / Market Cap EUR	500,801,763	32,897,964	846,016,562	123,795,010
Prosek prometa RSD / Average Turnover RSD	511,464.89	532,664.63	1,850,432.79	291,206.21
Prosek prometa EUR / Average Turnover EUR	4,349.83	4,530.39	15,738.02	2,476.65
Prosek broja transakcija /	1.00	1.74	22.16	1.11
FIS	19.04%	2.01%	24.84%	20.12%
b-FIS	%	%	0.06%	1.27%
s-FIS	38.07%	4.02%	49.62%	38.98%

TRŽIŠNA KAPITALIZACIJA / MARKET CAPITALIZATION

	U hiljadama / In thousands RSD	U hiljadama / In thousands EUR
Ukupno/Total	541,185,714	4,603,062
Regulisano tržište/ Regulated Market	293,564,110	2,496,913
Listing	221,574,280	1,884,603
Prime Listing –akcije / shares	156,968,154	1,335,095
Standard Listing-akcije / shares	64,606,126	549,508
Open Market	71,989,830	612,310
MTP	247,621,604	2,106,149
BELEX15	264,667,605	2,251,134
BELEXline	276,580,752	2,352,461


SEKTORSKA KLASIFIKACIJA – AKCIJE / SECTOR CLASSIFICATION – SHARES

Sektor / Sector	Promet – Akcije / Turnover - Shares	Br. transakcija – Akcije / No. Of Trades - Shares	Tržišna kapitalizacija / Market Capitalization	FIS
Prerađivačka industrija	72,870,991	143	193,094,817,304	3.15%
Rudarstvo	35,158,223	421	100,114,972,719	24.84%
Finansijske delatnosti i delatnost osiguranja	188,956,115	193	86,969,251,239	1.33%
Trgovina na veliko i malo i popravka motornih vozila	53,551,050	21	40,443,349,602	0.00%
Poslovanje nekretninama	2,608,781	430	37,877,104,058	13.93%
Građevinarstvo	3,687,438	35	25,859,450,208	1.61%
Poljoprivreda, šumarstvo i ribarstvo	30,520,153	257	16,831,030,327	2.31%
Snabdevanje električnom energijom, gasom i parom	1,401,100	7	16,701,618,780	0.00%
Saobraćaj i skladištenje	16,508,068	112	13,214,333,772	0.00%
Stručne, naučne, inovacione i tehničke delatnosti	969,020	18	3,354,612,921	9.34%
Usluge smeštaja i ishrane		0	3,257,131,403	0.00%
Informisanje i komunikacije	4,032	2	2,199,414,846	0.00%
Administrativne i pomoćne uslužne delatnosti		0	731,662,293	0.00%
Obrazovanje		0	203,830,124	0.00%
Ostale uslužne delatnosti		0	173,506,500	0.00%
Umetnost, zabava i rekreacija		0	102,219,000	0.00%
Snabdevanje vodom i upravljanje otpadnim vodama		0	53,617,230	0.00%
Zdravstvena i socijalna zaštita		0	3,792,040	0.00%

UČEŠĆE ČLANOVA U PROMETU / PARTICIPATION OF STOCK EXCHANGE MEMBERS IN THE TURNOVER
REGULISANO TRŽIŠTE / REGULATED MARKET

Član Berze / Member	Udeo u prometu / Participation in Turnover (%)	Udeo u broju transakcija / Participation in No. Of Transactions (%)
Vojvođanska banka a.d., Novi Sad	41.12%	8.28%
Tesla Capital a.d., Beograd	27.99%	6.70%
Raiffeisen banka a.d., Beograd	13.46%	2.37%
M&V Investments a.d., Beograd	6.15%	6.32%
Komercijalna banka a.d., Beograd	2.86%	22.75%
Banka Poštanska štedionica a.d., Beograd	2.45%	39.43%
Eurobank a.d., Beograd	1.71%	0.04%
Intercity broker a.d., Beograd	0.83%	3.62%
Prudence Capital a.d., Beograd	0.55%	1.58%
Ilirika investments a.d., Beograd	0.53%	1.08%
Ostali	2.34%	7.82%

MTP

Član Berze / Member	Udeo u prometu / Participation in Turnover (%)	Udeo u broju transakcija / Participation in No. Of Transactions (%)
Tesla Capital a.d., Beograd	59.81%	36.84%
Ilirika investments a.d., Beograd	12.09%	10.84%
Momentum Securities a.d., Novi Sad	5.78%	16.48%
Intercity broker a.d., Beograd	4.95%	9.29%
Erste bank a.d., Novi Sad	4.57%	2.99%
Vojvođanska banka a.d., Novi Sad	3.61%	2.88%
M&V Investments a.d., Beograd	2.40%	5.20%
Prudence Capital a.d., Beograd	2.39%	0.22%
Komercijalna banka a.d., Beograd	2.27%	11.17%
Convst a.d., Novi Sad	1.65%	2.43%
Ostali	0.49%	1.66%

UČEŠĆE STRANIH INVESTITORA / FOREIGN INVESTORS PARTICIPATION—FIT, FIS, FIB

Mesec / Month	FIT	FIS	b-FIS	s-FIS	FIB
MAJ 2021	2.27%	3.63%	1.16%	6.10%	0.45%
APRIL 2021	12.35%	23.22%	40.71%	5.74%	10.34%
MART 2021	7.66%	11.00%	11.16%	10.83%	6.40%
FEBRUAR 2021	20.34%	40.03%	18.42%	61.65%	17.19%
JANUAR 2021	12.64%	12.80%	19.65%	5.95%	12.63%
DECEMBAR 2020	11.22%	22.98%	26.97%	18.98%	9.13%
NOVEMBAR 2020	5.80%	33.35%	50.55%	16.14%	3.76%
OKTOBAR 2020	19.24%	22.70%	22.10%	23.30%	18.92%
SEPTEMBAR 2020	2.65%	37.18%	35.12%	39.25%	1.38%
AVGUST 2020	36.27%	54.57%	36.65%	72.48%	12.91%
JUL 2020	11.33%	37.77%	35.34%	40.20%	10.00%
JUN 2020	36.22%	47.86%	36.49%	59.23%	33.22%

Prema specifikaciji klijenata Centralnog registra / According to the Central depository clients

NAJVEĆE PROMENE CENE, REGULISANO TRŽIŠTE / BIGGEST PRICE CHANGES, REGULATED MARKET

Izdavalac / Issuer	Cena / Price 31.05.2021.	Cena / Price 29.04.2021.	Promena % / % Change	Izdavalac / Issuer	Cena / Price 31.05.2021.	Cena / Price 29.04.2021.	Promena % / % Change
Komercijalna banka a.d., Beograd,	3,501	3,328	+ 5.20%	Tigar a.d., Pirot, TIGR	13	20	-35.00%
Jedinstvo a.d., Sevojno, JESV	7,285	6,950	+ 4.82%	Komercijalna banka a.d., Beograd, KMBNPB	1,200	1,502	-20.11%
Philip Morris Operations a.d., Niš, DINNPB	6,900	6,601	+ 4.53%	ALTA banka a.d., Beograd, JMBN	4,020	4,350	-7.59%
Aerodrom Nikola Tesla a.d., Beograd, AERO	1,040	1,001	+ 3.90%	Globos osiguranje a.d., Beograd,	430	464	-7.33%
Metalac a.d., Gornji Milanovac, MTLT	1,896	1,870	+ 1.39%	Dunav osiguranje a.d., Beograd,	3,630	3,800	-4.47%

NAJVEĆA VREDNOST PROMETA, REGULISANO TRŽIŠTE / BIGGEST TURNOVER, REGULATED MARKET

Izdavalac / Issuer	Vrednost prometa / Turnover	Blok trgovanja / Block Trades	Izdavalac / Issuer	Vrednost prometa / Turnover	Blok trgovanja / Block Trades
ALTA banka a.d., Beograd, JMBN	151,205,493	0	Dunav osiguranje a.d., Beograd, DNOS	5,900,702	0
NIS a.d., Novi Sad, NIIS	35,158,223	0	Messer Tehnogas a.d., Beograd, TGAS	5,532,918	0
Metalac a.d., Gornji Milanovac, MTLT	10,120,628	0	Lasta a.d., Beograd, LSTA	5,198,948	0
Komercijalna banka a.d., Beograd, KMBN	9,717,833	0	Aerodrom Nikola Tesla a.d., Beograd, AERO	2,608,781	0
Philip Morris Operations a.d., Niš, DINNPB	9,697,665	0	Komercijalna banka a.d., Beograd, KMBNPB	1,932,606	0

**NAJNIŽI P/E, REGULISANO TRŽIŠTE /
LOWEST P/E, REGULATED MARKET**

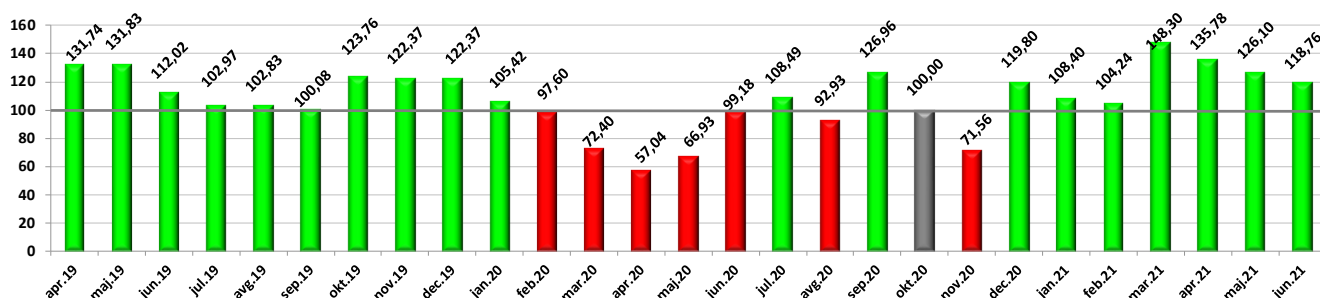
Izdavalac / Issuer	P/E	Izdavalac / Issuer	P/E
Dunav osiguranje a.d., Beograd	4.80	Kopaonik a.d., Beograd	15.58
Jedinstvo a.d., Sevojno	5.72	VP Dunav a.d., Bačka Palanka	21.13
Galenika Fitofarmacija a.d., Zemun	7.64	Energoprojekt holding a.d., Beograd	26.44
Messer Tehnogas a.d., Beograd	7.67	Alfa plam a.d., Vranje	29.98
Metalac a.d., Gornji Milanovac	15.16	Globos osiguranje a.d., Beograd	147.45

**NAJNIŽI P/B, REGULISANO TRŽIŠTE /
LOWEST P/B, REGULATED MARKET**

Izdavalac / Issuer	P/B	Izdavalac / Issuer	P/B
ALTA banka a.d., Beograd	0.29	Impol Seval a.d., Sevojno	0.48
NIS a.d., Novi Sad	0.40	Lasta a.d., Beograd	0.66
Alfa plam a.d., Vranje	0.40	Jedinstvo a.d., Sevojno	0.67
Kopaonik a.d., Beograd	0.44	Messer Tehnogas a.d., Beograd	0.74
Energoprojekt holding a.d., Beograd	0.48	Galenika Fitofarmacija a.d., Zemun	0.75

NAJVEĆA TRŽIŠNA KAPITALIZACIJA, REGULISANO TRŽIŠTE / BIGGEST MARKET CAPITALIZATION, REGULATED MARKET

Izdavalac / Issuer	Simbol	Tržišna kapitalizacija - mil RSD / Market Capitalization—mil RSD	FFc	Izdavalac / Issuer	Simbol	Tržišna kapitalizacija - mil RSD / Market Capitalization—mil RSD	FFc
NIS a.d., Novi Sad	NIIS	99,466.844	0.14	Dunav osiguranje a.d., Beograd	DNOS	15,340.819	0.06
Komercijalna banka a.d., Beograd	KMBN	58,879.664	0.17	Messer Tehnogas a.d., Beograd	TGAS	14,554.678	0.18
Aerodrom Nikola Tesla a.d., Beograd	AERO	36,427.174	0.15	Galenika Fitofarmacija a.d., Zemun	FITO	6,737.280	0.10
Philip Morris Operations a.d., Niš	DINNPB	22,830.499	0.11	Energoprojekt holding a.d., Beograd	ENHL	4,372.517	0.13
Fintel energija a.d., Beograd	FINT	16,701.619	0.06	Metalac a.d., Gornji Milanovac	MTLC	3,867.840	0.79

BELEXsentiment


LISTING

PRIME LISTING—AKCIJE / SHARES

Izdavalac / Issuer	Simbol / Symbol	Cena / Price	Mesečna promena % / Monthly Change %	Obim / Volume	Promet (RSD) / Turnover (RSD)	Raspon cene- 52 nedelje / 52 Weeks High/Low	Broj emitovanih akcija / Number of Shares Issued	%Prinos (dividenda) / Dividend	P/E	P/B
Aerodrom Nikola Tesla a.d., Beograd	AERO	1,040	+ 3.90%	2,562	2,608,781	840 - 1,050	35,026,129	0.00	-45.58	1.26
Energoprojekt holding a.d., Beograd	ENHL	400	0.00%	121	48,400	360 - 530	10,931,292	0.00	26.44	0.48
Fintel energija a.d., Beograd	FINT	630	-0.79%	2,210	1,401,100	590 - 667	26,510,506	0.00	-467.50	38.84
NIS a.d., Novi Sad	NIS	610	-1.77%	56,419	35,158,223	532 - 650	163,060,400	0.04	-16.83	0.40

PRIME LISTING—OBVEZNICE RS / RS BONDS

Simbol / Symbol	Cena / Price	Mesečna promena %	Promet RSD / Turnover RSD	Mesečni raspon cene / Monthly High/Low
RSO16145	121.5541	+ 5.9295%	142,917,112	121.5541-121.5541
RSO19181	111.0047	-0.0135%	18,737,593	111.0047-111.0047
RSO20191	119.0760	+ 0.3924%	140,003,488	119.0760-119.0760
RSSDS20214	96.3000	+ 0.1144%	554,831	96.2100-96.3000
RSSDS20225	95.1600	+ 0.0631%	548,394	95.1000-95.1600
RSSDS20226	94.1000	0.0000%	542,534	94.1000-94.1000
RSSDS20237	93.1000	0.0000%	536,769	93.1000-93.1000
RSSDS20238	92.0000	0.0000%	530,427	92.0000-92.0000

STANDARD LISTING—AKCIJE / SHARES

Izdavalac / Issuer	Simbol / Symbol	Cena / Price	Mesečna promena % / Monthly Change %	Obim / Volume	Promet (RSD) / Turnover (RSD)	Raspon cene- 52 nedelje / 52 Weeks High/Low	Broj emitovanih akcija / Number of Shares Issued	%Prinos (dividenda) / Dividend	P/E	P/B
Jedinstvo a.d., Sevojno	JESV	7,285	+ 4.82%	180	1,282,800	6,444 - 7,300	255,130	0.08	5.72	0.67
Komercijalna banka a.d., Beograd	KMBN	3,501	+ 5.20%	2,669	9,717,833	2,150 - 3,740	16,817,956	0.00		0.81
Metalac a.d., Gornji Milanovac	MTLC	1,896	+ 1.39%	5,347	10,120,628	1,790 - 1,950	2,040,000	0.04	15.16	1.13

OPEN MARKET

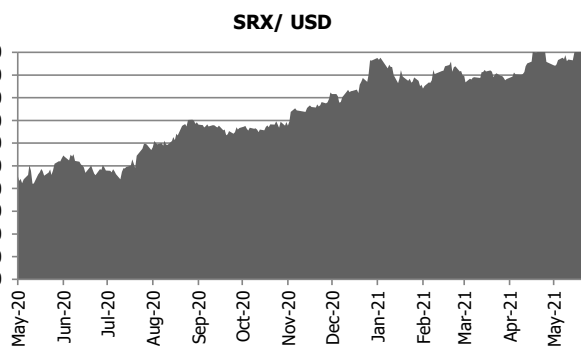
AKCIJE / SHARES

Izdavalac / Issuer	Simbol / Symbol	Cena / Price	Mesečna promena % / Monthly Change %	Obim / Volume	Promet (RSD) / Turnover (RSD)	Raspon cene- 52 nedelje / 52 Weeks High/Low	Broj emitovanih akcija / Number of Shares Issued	Tržišna kapitalizacija / Market Capitalization
Philip Morris Operations a.d., Niš	DINNPB	6,900	+ 4.53%	1,422	9,697,665	5500-6901	3,308,768	22,830,499
Dunav osiguranje a.d., Beograd	DNOS	3,630	-4.47%	1,632	5,900,702	3000-4500	4,226,121	15,340,819
Globos osiguranje a.d., Beograd	GLOS	430	-7.33%	1,000	449,000	300-650	1,369,237	588,772
Impol Seval a.d., Sevojno	IMPL	3,400	-2.86%	117	399,800	3200-4000	942,287	3,203,776
ALTA banka a.d., Beograd	JMBN	4,020	-7.59%	35,127	151,205,493	4000-5750	288,330	1,159,087
Komercijalna banka a.d., Beograd	KMBNPB	1,200	-20.11%	1,645	1,932,606	621-1529	373,510	448,212
Kopaonik a.d., Beograd	KOPB	8,000	0.00%	130	1,040,000	7100-8000	138,906	1,111,248
Lasta a.d., Beograd	LSTA	1,100	+ 0.09%	4,568	5,198,948	479-1250	2,300,058	2,530,064
Messer Tehnogas a.d., Beograd	TGAS	14,040	-1.03%	393	5,532,918	12600-14500	1,036,658	14,554,678
Tigar a.d., Pirot	TIGR	13	-35.00%	39,345	516,693	13-30	8,156,236	106,031

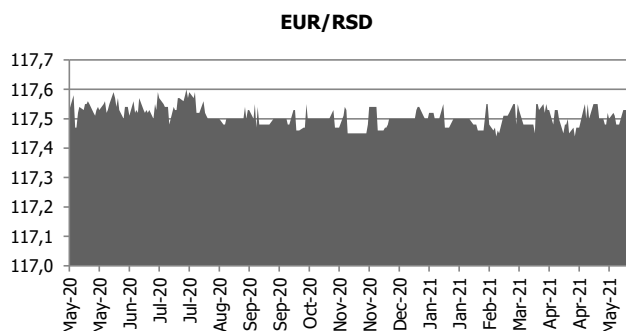
AKCIJE

Izdavalac	Simbol	Cena	Mesečna promena %	Obim	Promet (DIN)	Raspon cene-52 nedelje	Broj emitovanih akcija	Tržišna kapitalizacija
AMS Osiguranje a.d., Beograd	AMSO	1,411	+ 12.34%	6,695	9,029,195	800-1411	314,550	443,830
AMS Osiguranje a.d., Beograd	AMSOPB	654	+ 0.31%	50	32,685	601-660	100,000	65,400
BAS a.d., Beograd	BASB	800	-0.12%	283	226,610	800-801	311,187	248,950
Borac a.d., Šurjan	BRCS	3,800	+ 18.31%	2,105	7,513,800	1166-3800	71,412	271,366
Dinara a.d., Beograd	DINR	361	-9.07%	2,646	1,050,530	280-401	212,055	76,552
Goša FOM a.d., Smederevska Palanka	GFOM	375	+ 7.14%	26,409	9,903,375	350-375	1,369,003	513,376
Goša FSO a.d., Kragujevac	GFSO	500	0.00%	60	30,000	500-850	126,900	63,450
Goša montaža a.d., Beograd	GMON	2,000	+ 11.11%	48	96,000	1700-2200	221,138	442,276
Graditelj a.d., Beograd	GRDB	850	0.00%	20	17,000	850-851	45,334	38,534
Institut za ispitivanje materijala a.d., Beograd	INMT	12,000	0.00%	4	48,000	12000-12000	19,166	229,992
Irmovo a.d., Kisač	IRMV	2,307	+ 0.30%	5,620	13,226,089	1703-3000	106,219	245,047
Iritel a.d., Beograd	IRTL	1,305	+ 8.75%	630	782,140	1000-1940	290,104	378,586
Jugoprevoz Kruševac a.d., Kruševac	JGPK	2,500	0.00%	450	1,125,000	2300-2551	76,138	190,345
Luka Leget a.d., Sremska Mitrovica	LKLG	2,210	-33.03%	4,406	9,957,510	1000-3850	200,913	444,018
Minel Koncern a.d., Beograd	MNHL	1,120	0.00%	124	138,880	1120-1232	259,210	290,315
Omoljica a.d., Omoljica	OMOL	3,300	+ 3.13%	1,776	5,850,070	780-3500	326,875	1,078,688
Politika a.d., Beograd	PLTK	18	+ 50.00%	261	4,032	8-18	14,066,121	253,190
PP Miletić a.d., Srpski Miletić	PMLT	4,380	0.00%	419	1,835,220	1301-6590	201,924	884,427
Preduzeće za puteve Valjevo a.d., Valjevo	PPVA	2,001	+ 0.05%	800	1,600,800	1610-2600	201,904	404,010
Progres a.d., Beograd	PRGS	20	0.00%	950	19,000	12-35	6,119,016	122,380
Poslovni objekti a.d., Beograd	PSOB	1,125	+ 1.35%	10	11,250	1125-1125	2,797	3,147
Putevi a.d., Užice	PUUE	140	+ 27.27%	137	19,530	66-190	982,241	137,514
Ratko Mitrović a.d., Beograd	RMBG	30	0.00%	96	2,880	30-30	644,807	19,344
Ratar a.d., Pančevo	RTAR	900	+ 4.65%	400	354,000	798-900	122,625	110,363
Sloga a.d., Kač	SLPP	700	+ 2.64%	2,992	2,094,974	550-755	246,101	172,271
Min Div a.d., Svtljig	SVRL	610	0.00%	1,546	936,260	600-610	948,073	578,325
Tehnohemija a.d., Beograd	THHM	250	0.00%	190,983	47,745,900	227-300	1,024,544	256,136
Termovent SC Livnica čelika a.d., Bačka Topola	TLVC	2,700	-5.26%	372	1,022,850	2300-3000	60,569	163,536
Termika-Beograd a.d., Beograd	TRBG	3,500	-4.11%	216	756,058	3300-4050	60,924	213,234
Utva silosi a.d., Kovin	UTSI	3,000	+ 24.84%	205	539,928	1400-3000	165,729	497,187
Vino župa a.d., Aleksandrovac	VINZ	500	+ 11.11%	15	7,500	450-500	198,370	99,185
Vital a.d., Vrbas	VITL	1,055	0.00%	49	51,695	810-1200	763,937	805,954
Venac a.d., Ruma	VNAC	350	0.00%	90	31,500	350-350	239,958	83,985

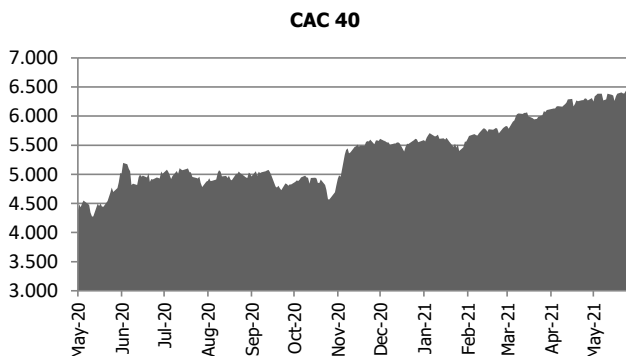
Stock Indices	LAST	YTD Change	YoY Change	Monthly Change
SRX USD	235,44	4,02%	10,86%	2,23%
DJ BALKAN 50	462,33	4,54%	43,73%	1,78%
CECE BANKING	1377,76	36,03%	46,85%	14,47%
DJ Stoxx 50	3492,17	12,35%	24,86%	1,64%
Eurotop 100	3285,72	13,99%	24,18%	2,09%
FTSE 100	7077,22	6,43%	22,07%	0,75%
Xetra DAX	15677,15	14,28%	23,85%	1,85%
S&P 500	4229,89	0,95%	27,06%	0,91%
DJ Industrial	34630,24	13,15%	25,60%	-0,32%
Nikkei 225	28963,56	5,54%	25,43%	1,24%



FX & MM Rates	BID	Monthly High	Monthly Low	Monthly Change
EUR/USD	1,2189	1,2254	1,2105	1,69%
EUR/GBP	0,8596	0,8646	0,8566	-1,20%
EUR/CHF	1,0938	1,1002	1,0931	0,14%
EUR/RSD	117,55	117,56	117,6	-0,02%
EUR/JPY	133,16	134,12	132,89	1,92%
3M Euro Deposit	0,53	0,66	0,25	1,65%
3M RSD Deposit	9,99	12,19	9,10	4,81%

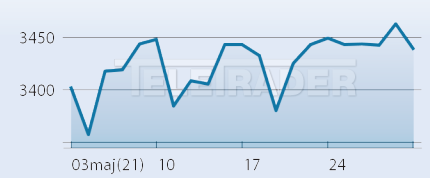


Commodities	LAST	Units	Monthly Change
Gold	1899,00	\$/oz	7,23%
Silver	27,88	\$/oz	7,67%
LME Copper	CU 9848,0/48,0	\$/ton	7,24%
LME Alluminum	AL 2417,5/17,5	\$/ton	12,03%
IPE Brent	71,49	\$/bbl	2,99%
IPE Gasoil	580,50	\$/ton	5,91%
CBOT Wheat	680,00	USc/bsh	-11,91%
CBOT Corn	679,25	USc/bsh	-12,68%
CBOT Soybean	1560,25	USc/bsh	-2,65%
CBOT Soymeal	386,90	USD/ton	-7,71%
LIFFE Coffee	1625,00	USD/ton	10,42%
LIFFE Sugar	459,30	USD/ton	2,44%



Debt – CDS	LAST	Term	S&P	Moody's
UNITED KINGDOM	12,22	5Y	AA	Aa2
GERMANY	10,32	5Y	AAA	Aaa
SPAIN	35,05	5Y	A	Baa1
UKRAINE	441,19	5Y	B	Caa1
ROMANIA	89,49	5Y	BBB-	Baa3
HUNGARY	54,11	5Y	BBB	Baa3
CROATIA	76,95	5Y	BBB-	Ba2
JAPAN	15,98	5Y	A+	A1
CHINA	46,80	5Y	A+	A1
ARGENTINA	8312,69	5Y	SD	Caa2
BRAZIL	189,70	5Y	BB-	Ba2
MEXICO	92,89	5Y	A-	A3

DJ STOXX 50 Vrednost 3.439,11



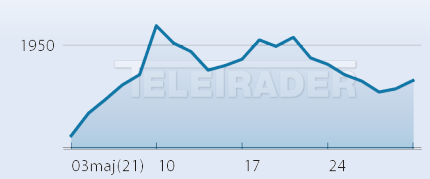
↑ DOBITNICI

IME	CENA	PROMENA%	OBIM
ADIDAS AG NA O.N.	299,50	16,42%	27.369
KERING S.A. INH. EO 4	747,50	11,75%	1.109
AIRBUS	106,76	7,12%	98.913
OREAL (L') INH. EO 0	368,40	7,02%	2.890
DT.TELEKOM AG NA	17,11	6,75%	882.517

↓ GUBITNICI

IME	CENA	PROMENA%	OBIM
ADVEN N.V. EO-	1.897,20	-7,84%	659
PROSUS NV EO -	85,94	-4,93%	28.941
VODAFONE GROUP PLC	1,52	-4,83%	2.556.119
BAYER AG NA O.N.	51,63	-4,18%	481.681
AXA S.A. INH. EO 2	22,69	-3,88%	233.764

Crobex Vrednost 1.932,84



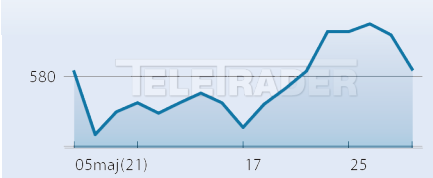
↑ DOBITNICI

IME	CENA	PROMENA%	OBIM
Atlantska plovidba d.d. -	364,00	40,54%	93.586
AD plastik d.d. - redovne	194,50	8,06%	18.175
Ingra d.d. - redovne	10,65	0,95%	133.758
HT d.d. - redovne dionice	185,00	-3,14%	95.591
Đuro Đaković holding d.d.	3,54	-15,51%	117.113

↓ GUBITNICI

IME	CENA	PROMENA%	OBIM
Dalekovod d.d. - redovne	1,40	-77,42%	2.280.555
Đuro Đaković holding d.d.	3,54	-15,51%	117.113
HT d.d. - redovne dionice	185,00	-3,14%	95.591
Ingra d.d. - redovne	10,65	0,95%	133.758
AD plastik d.d. - redovne	194,50	8,06%	18.175

BIRS Vrednost 581,10



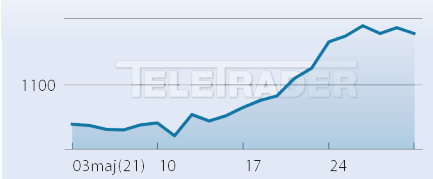
↑ DOBITNICI

IME	CENA	PROMENA%	OBIM
Telekom Srpske a.d.	1,11	7,77%	1.431.404

↓ GUBITNICI

IME	CENA	PROMENA%	OBIM
Telekom Srpske a.d.	1,11	7,77%	1.431.404

SBI TOP Vrednost 1.138,94



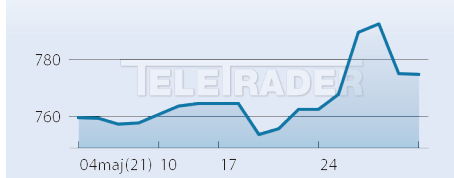
↑ DOBITNICI

IME	CENA	PROMENA%	OBIM
POZAVAROVALNICA SAVA	26,40	17,86%	56.542
NLB	62,00	13,14%	63.229
PETROL	432,00	8,00%	4.900
ZAVAROVALNICA TRIGLAV	35,20	4,76%	69.836
KRKA	105,00	0,48%	128.362

↓ GUBITNICI

IME	CENA	PROMENA%	OBIM
KRKA	105,00	0,48%	128.362
ZAVAROVALNICA TRIGLAV	35,20	4,76%	69.836
PETROL	432,00	8,00%	4.900
NLB	62,00	13,14%	63.229
POZAVAROVALNICA SAVA	26,40	17,86%	56.542

SASX10 Vrednost 774,95



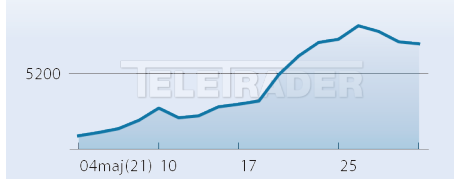
↑ DOBITNICI

IME	CENA	PROMENA%	OBIM
RUDNIK SOLI TUZLA DD	15,00	20,00%	5.943
BOSNALIJEK D.D.	18,00	12,50%	17.735
BADECO ADRIA D.D.	257,12	-2,19%	2.493
JP ELEKTROPRIVREDA BIH	9,00	-5,26%	39.704

↓ GUBITNICI

IME	CENA	PROMENA%	OBIM
JP ELEKTROPRIVREDA BIH	9,00	-5,26%	39.704
BADECO ADRIA D.D.	257,12	-2,19%	2.493
BOSNALIJEK D.D.	18,00	12,50%	17.735
RUDNIK SOLI TUZLA DD	15,00	20,00%	5.943

MBI10 Vrednost 5.277,88



↑ DOBITNICI

IME	CENA	PROMENA%	OBIM
Granit Skopje	1.235,00	12,17%	14.883
Stopanska banka Skopje	1.250,00	8,70%	11.497
Alkaloid Skopje	15.797,00	5,51%	3.717
Komercijalna banka	8.699,00	3,50%	20.796
TTK Banka AD Skopje	1.515,00	1,00%	1.136

↓ GUBITNICI

IME	CENA	PROMENA%	OBIM
Stopanska banka Bitola	3.015,00	-0,99%	2.620
Makpetrol Skopje	74.103,00	0,82%	422
TTK Banka AD Skopje	1.515,00	1,00%	1.136
Komercijalna banka	8.699,00	3,50%	20.796
Alkaloid Skopje	15.797,00	5,51%	3.717

Tehnologiju i podatke obezbedio TeleTrader d.o.o. Podaci o postignutim cenama, procentualnim promenama i obimu su prikazani na mesečnom nivou. Cene su izražene u lokalnim valutama. Uprkos pažljivom preuzimanju i pribavljanju podataka, TeleTrader d.o.o. ne preuzima nikakvu odgovornost za ispravnost, potpunost ili tačnost informacija.

TeleTrader Professional

The Professional Trader's Workstation

Profesionalna platforma za analizu berzanskih podataka

<http://professional.teletrader.com/>

